



VGM8+MV8, near JNMC Collage, Nehru Nagar, Belagavi, Karnataka 590010, India

	Decimal	DMS
Latitude	15.884017	15°53'2" N
Longitude	74.517447	74°31'2" E

2023-06-12(Mon) 11:53



VGP8+4C9, Nehru Nagar, Belagavi, Karnataka 590010, India

	Decimal	DMS
Latitude	15.884955	15°53'5" N
Longitude	74.515772	74°30'56" E

2023-06-12(Mon) 12:01



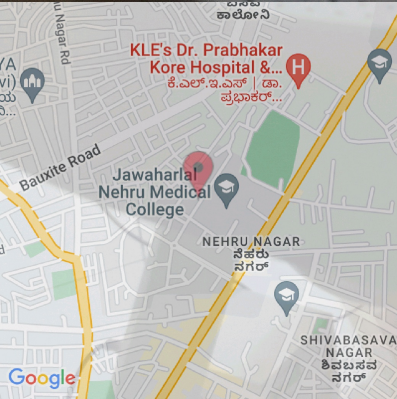
	Decimal	DMS
Latitude	15.884307	15°53'3" N
Longitude	74.517093	74°31'1" E

2023-06-12(Mon) 13:09



	Decimal	DMS
Latitude	15.884315	15°53'3" N
Longitude	74.517052	74°31'1" E

2023-06-12(Mon) 13:12



VGM8+MV8, near JNMC Collage, Nehru Nagar, Belagavi, Karnataka 590010, India

	Decimal	DMS
Latitude	15.884348	15°53'3" N
Longitude	74.516805	74°31'0" E

2023-06-12(Mon) 11:44

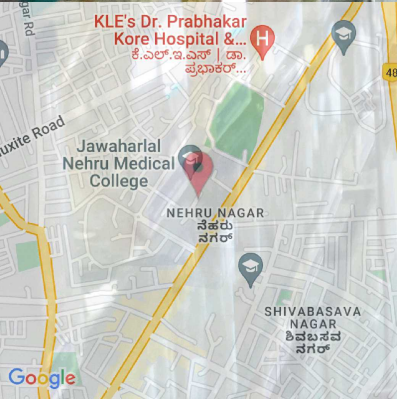




Jnmc Campus, Nehru Nagar, Belagavi, Karnataka 590010, India

	Decimal	DMS
Latitude	15.884885	15°53'5" N
Longitude	74.516889	74°31'0" E

2023-06-12(Mon) 13:20

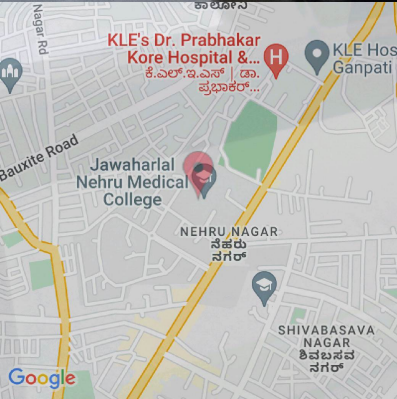


Jawaharlal Nehru Medical College,, Nehru Nagar, VGM8+GQP, Nehru Nagar, Belagavi, Karnataka 590010, India

	Decimal	DMS
Latitude	15.883467	15°53'0" N
Longitude	74.517466	74°31'2" E

2023-06-12(Mon) 12:09

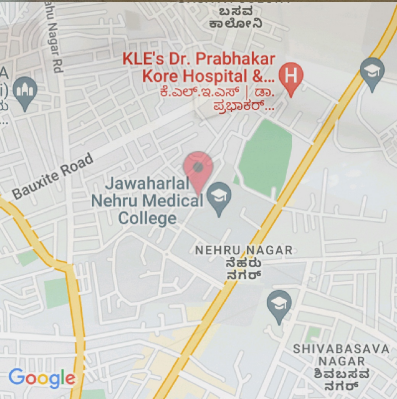




VGM8+MV8, near JNMC Collage, Nehru Nagar, Belagavi, Karnataka 590010, India

	Decimal	DMS
Latitude	15.884155	15°53'2" N
Longitude	74.517443	74°31'2" E

2023-06-16(Fri) 12:04



VGP8+4C9, Nehru Nagar, Belagavi, Karnataka 590010, India

	Decimal	DMS
Latitude	15.884724	15°53'5" N
Longitude	74.516455	74°30'59" E

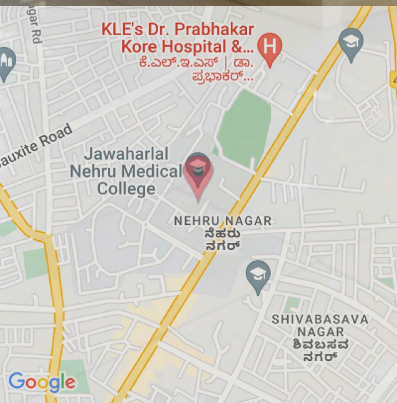
2023-06-12(Mon) 12:17



VGM8+MV8, near JNMCC College, Nehru Nagar, Belagavi, Karnataka 590010, India

	Decimal	DMS
Latitude	15.883973	15°53'2" N
Longitude	74.517469	74°31'2" E

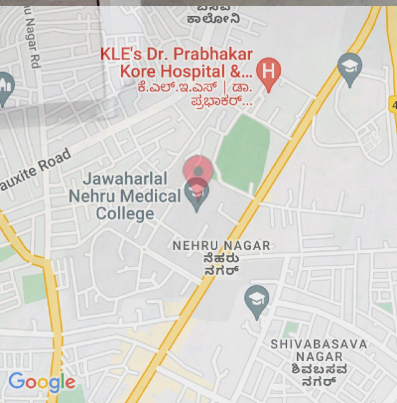
2023-06-12(Mon) 12:22



Jawaharlal Nehru Medical College,, Nehru Nagar, VGM8+GQP, Nehru Nagar, Belagavi, Karnataka 590010, India

	Decimal	DMS
Latitude	15.883559	15°53'0" N
Longitude	74.517205	74°31'1" E

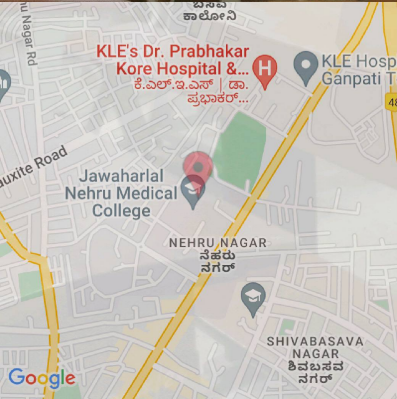
2023-06-12(Mon) 12:34



VGM8+QW2, Nehru Nagar, Belagavi, Karnataka 590010, India

	Decimal	DMS
Latitude	15.884384	15°53'3" N
Longitude	74.517242	74°31'2" E

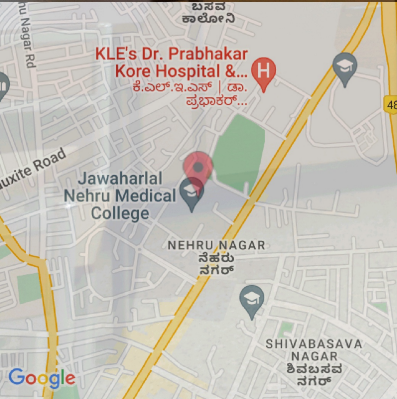
2023-06-12(Mon) 12:30



VGM8+QW2, Nehru Nagar, Belagavi, Karnataka 590010, India

	Decimal	DMS
Latitude	15.884438	15°53'3" N
Longitude	74.517373	74°31'2" E

2023-06-16(Fri) 12:09



VGM8+QW2, Nehru Nagar, Belagavi, Karnataka 590010, India

	Decimal	DMS
Latitude	15.88451	15°53'4" N
Longitude	74.517419	74°31'2" E

2023-06-13(Tue) 11:17



VGM8+QW2, Nehru Nagar, Belagavi, Karnataka 590010, India

	Decimal	DMS
Latitude	15.884394	15°53'3" N
Longitude	74.516985	74°31'1" E

2023-06-12(Mon) 12:26

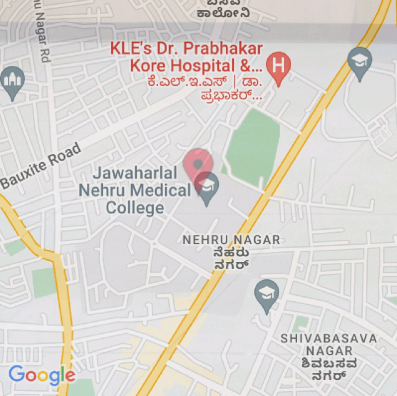





MUSEUM / LIBRARY

  
These premises are under constant CCTV surveillance

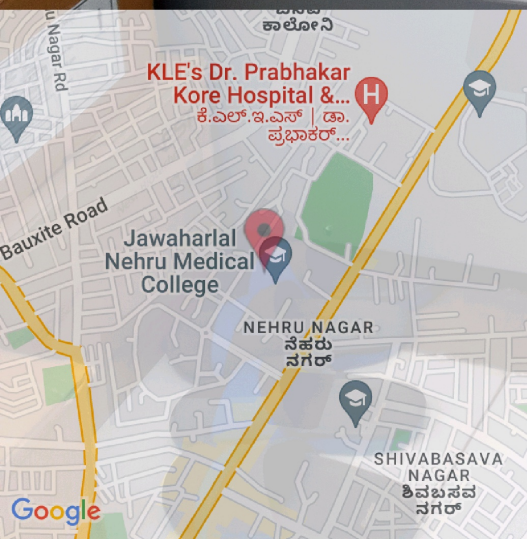




VGM8+QW2, Nehru Nagar, Belagavi, Karnataka 590010, India

	Decimal	DMS
Latitude	15.884436	15°53'3" N
Longitude	74.516938	74°31'0" E

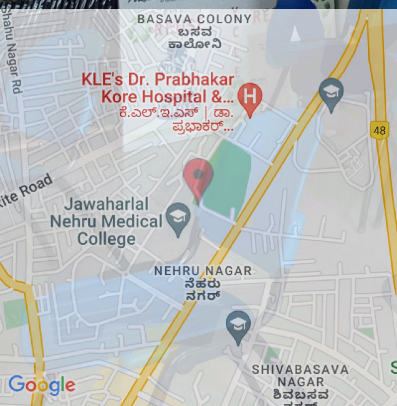
2023-06-12(Mon) 12:25



VGM8+QW2, Nehru Nagar, Belagavi, Karnataka 590010, India

	Decimal	DMS
Latitude	15.884346	15°53'3" N
Longitude	74.516895	74°31'0" E

2023-06-12(Mon) 11:47

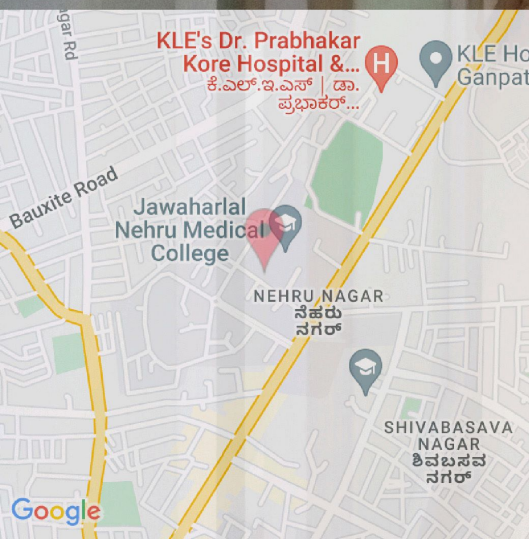


Kles let's EVOLVE JNMC campus, Nehru Nagar, Belagavi, Karnataka 590010, India

	Decimal	DMS
Latitude	15.885127	15°53'6" N
Longitude	74.517884	74°31'4" E

2023-06-12(Mon) 12:46

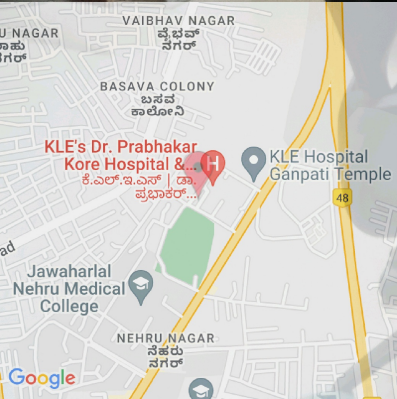
# LECTURE CAPTURING STUDIO



VGM8+FJ7, Nehru Nagar, Belagavi, Karnataka 590010, India

	Decimal	DMS
Latitude	15.883575	15°53'0" N
Longitude	74.516639	74°30'59" E

2023-08-12(Sat) 11:05

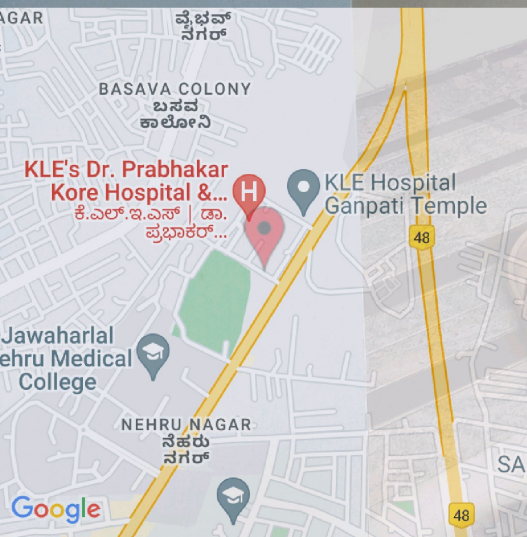


VGQ9+2J8, Nehru Nagar, Belagavi, Karnataka 590010, India

	Decimal	DMS
Latitude	15.88762	15°53'15" N
Longitude	74.519185	74°31'9" E

2023-08-10(Thu) 16:05

# 37 A SURGICAL ONCOLOGY

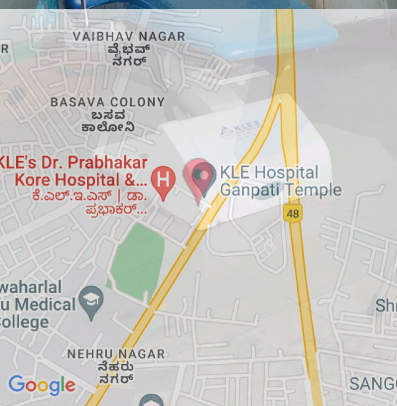


VGP9+MWP, Nehru Nagar, Belagavi, Karnataka 590010, India

	Decimal	DMS
Latitude	15.886858	15°53'12" N
Longitude	74.520097	74°31'12" E

2023-08-09(Wed) 13:06






VGPC+QH7, RMRC ICMR Layout, Nehru Nagar, Belagavi, Karnataka 590010, India

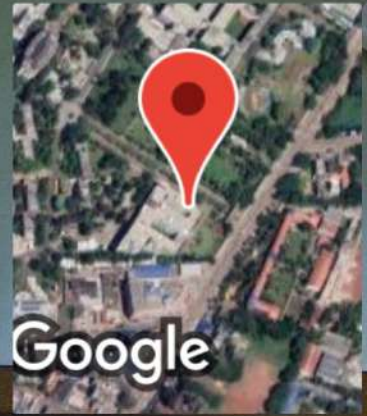
	Decimal	DMS
Latitude	15.887896	15°53'16" N
Longitude	74.520887	74°31'15" E

2023-08-09(Wed) 12:27



 **GPS Map Camera**

**Belagavi, Karnataka, India**  
VGJ8+QJW, Nehru Nagar, Belagavi, Karnataka 590010,  
India  
Lat 15.881902°  
Long 74.516768°  
24/03/23 09:44 AM GMT +05:30





 GPS Map Camera

**Belagavi, Karnataka, India**

VGJ8+QJW, Nehru Nagar, Belagavi, Karnataka 590010,  
India

Lat 15.881875°


Long 74.516775°

23/03/23 04:21 PM GMT +05:30









Belagavi, Karnataka, India

VGJ8+JM9, Nehru Nagar, Belagavi, Karnataka 590010, India

Lat 15.881647°

Long 74.516653°

15/12/23 09:08 AM GMT +05:30

 **GPS Map Camera**

Department Museum



 **GPS Map Camera**

**Belagavi, Karnataka, India**  
**VGJ8+JM9, Nehru Nagar, Belagavi, Karnataka 590010, India**  
**Lat 15.881694°**  
**Long 74.516309°**  
**15/12/23 09:52 AM GMT +05:30**





 **GPS Map Camera**



Belagavi, Karnataka, India

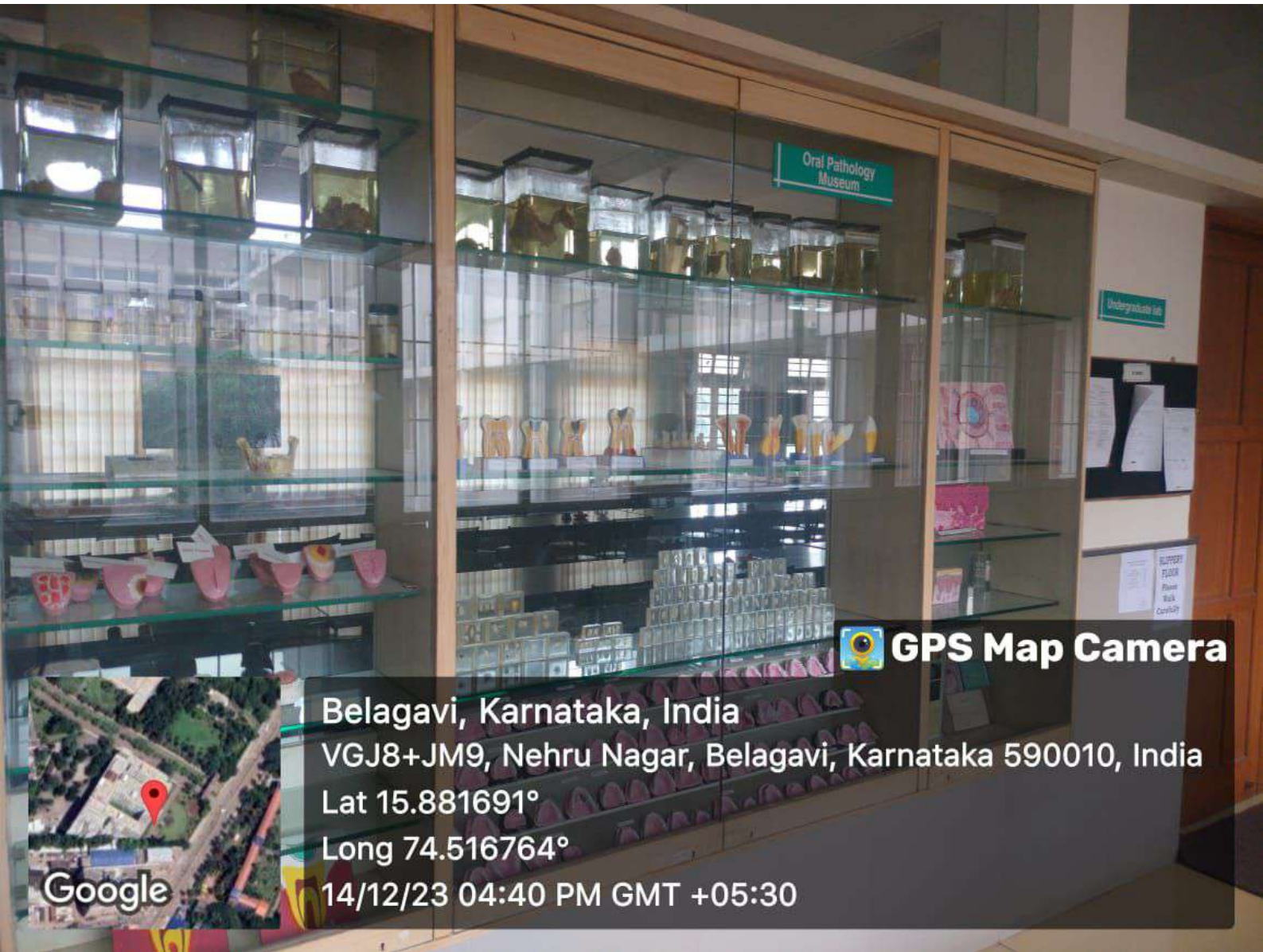
VGJ8+JM9, Nehru Nagar, Belagavi, Karnataka 590010, India

Lat 15.881762°

Long 74.516798°

14/12/23 04:16 PM GMT +05:30





Oral Pathology  
Museum

Undergraduate lab

 **GPS Map Camera**

Belagavi, Karnataka, India  
VGJ8+JM9, Nehru Nagar, Belagavi, Karnataka 590010, India  
Lat 15.881691°  
Long 74.516764°  
14/12/23 04:40 PM GMT +05:30





Forensic Odontology  
Museum

GPS Map Camera



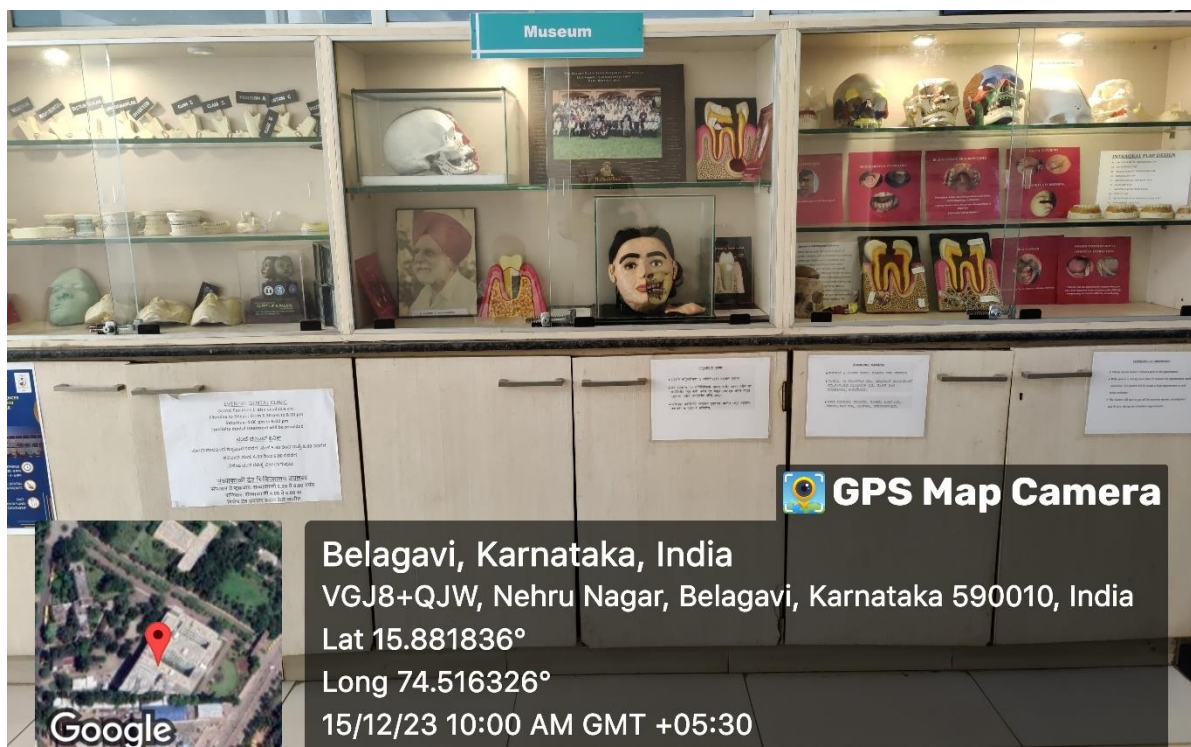
Belagavi, Karnataka, India  
VGJ8+JM9, Nehru Nagar, Belagavi, Karnataka 590010, India  
Lat 15.881611°  
Long 74.516701°  
15/12/23 12:27 PM GMT +05:30

# Department of Oral and Maxillofacial Surgery

## KLE VISHWANATH KATTI INSTITUTE OF DENTAL SCIENCES, BELAGAVI



### Department of Oral & Maxillofacial Surgery- Museum



Dr S D Baliga  
Professor & HOD

Dr Alka Kale  
Principal





GPS Map Camera



**Belagavi, Karnataka, India**

VGJ8+QJW, Nehru Nagar, Belagavi, Karnataka

590010, India

Lat 15.881648°

Long 74.516058°

12/06/23 11:25 AM GMT +05:30

Google

# Museum



GPS Map Camera



**Belagavi, Karnataka, India**


**VGJ8+JCR, Nehru Nagar, Belagavi, Karnataka**

**590010, India**

**Lat 15.881472°**

**Long 74.516307°**

**29/08/22 02:43 PM**



**KAHER**

**K.L.E. VK INSTITUTE OF DENTAL SCIENCES, BELAGAVI**

**Accredited 'A+' grade by NAAC (3<sup>rd</sup> Cycle ) & Placed in Category 'A' by MHRD (GoI)  
J.N.M.C Campus, Nehru nagar, Belagavi -590010, Karnataka, India**




**DEPARTMENT OF ORTHODONTICS & DENTOFACIAL  
ORTHOPAEDICS**

**Phone no : 0831-2470362  
Fax: 08312407640**

**Web : <http://www.kledental-bgm.edu.in>**

## Department Museum (Geotagged)



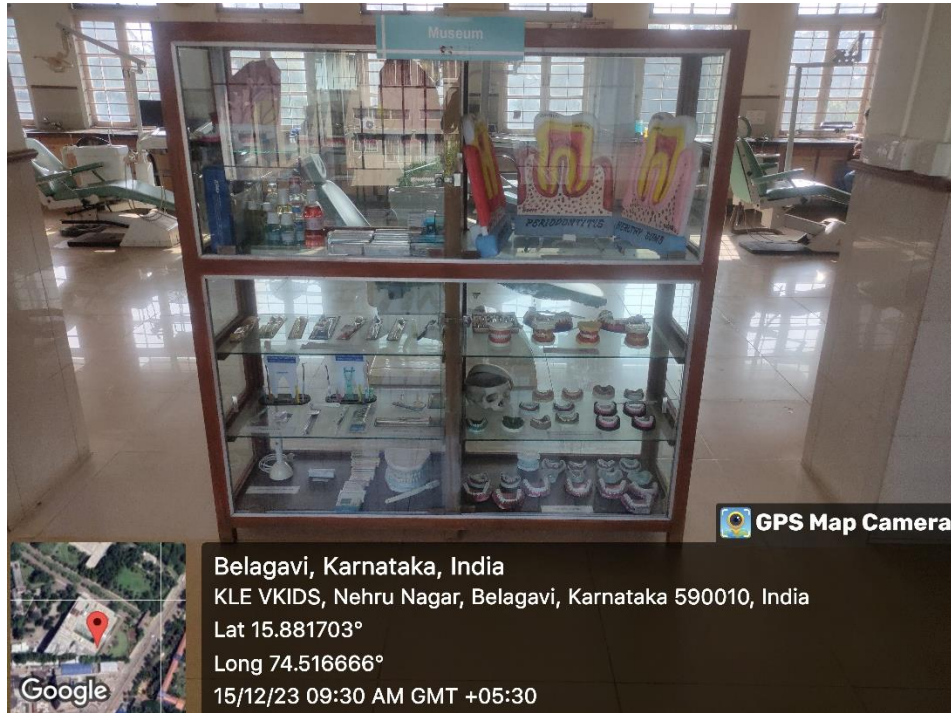
Professor and HOD,  
Department of orthodontics

**Professor & Head**  
**DEPARTMENT OF ORTHODONTIC**  
**KLE VK Institute of Dental Science**  
**Belagavi - 590 010**

Principal  
KLE VK Institute of dental science



**KLE**  
**VISHWANATH KATTI**  
**INSTITUTE OF DENTAL SCIENCES,**  
*(Constituent college of K.L.E. University, Belagavi)*  
*J.N.M.C. Campus, Nehru Nagar Belagavi -590010 Karnataka, India.*  
**Department of Periodontics**



Belagavi, Karnataka, India  
KLE VKIDS, Nehru Nagar, Belagavi, Karnataka 590010, India  
Lat 15.881703°  
Long 74.516666°  
15/12/23 09:30 AM GMT +05:30

Dr. Alka Kale  
Principal

Dr. Vinayak Kumbhojkar  
Professor & Head



2023\_3.1.5\_BMK\_1

## Central Research Facility

KLE Shr. B M Kanaknawadi Ayurved Mahavidyalaya, Belagavi, Karnataka  
590003



Ayurveda Drug Testing Laboratory, Central Research Facility, KLE Shr B M Kanaknawadi  
Ayurved Mahavidyalaya, Belagavi, Karnataka 590003



Ayurveda Drug Testing Laboratory, Central Research Facility, KLE Shr B M Kanaknawadi  
Ayurved Mahavidyalaya, Belagavi, Karnataka 590003



Digital Microscopy Facility, Ayurveda Drug Testing Laboratory, Central Research Facility, KLE Shr B M Kanaknawadi Ayurved Mahavidyalaya, Belagavi, Karnataka 590003



Instrumental Lab, Ayurveda Drug Testing Laboratory, Central Research Facility, KLE Shr B M Kanaknawadi Ayurved Mahavidyalaya, Belagavi, Karnataka 590003



Staff room, Central Research Facility, KLE Shr B M Kanaknawadi Ayurved Mahavidyalaya, Belagavi, Karnataka 590003 To be added



Lab, Ayurveda Drug Testing Laboratory, Central Research Facility, KLE Shr B M Kanaknawadi Ayurved Mahavidyalaya, Belagavi, Karnataka 590003



Lab, Ayurveda Drug Testing Laboratory, Central Research Facility, KLE Shr B M Kanaknawadi Ayurved Mahavidyalaya, Belagavi, Karnataka 590003



Lab, Ayurveda Drug Testing Laboratory, Central Research Facility, KLE Shr B M Kanaknawadi Ayurved Mahavidyalaya, Belagavi, Karnataka 590003

2023\_3.1.5\_BMK\_2

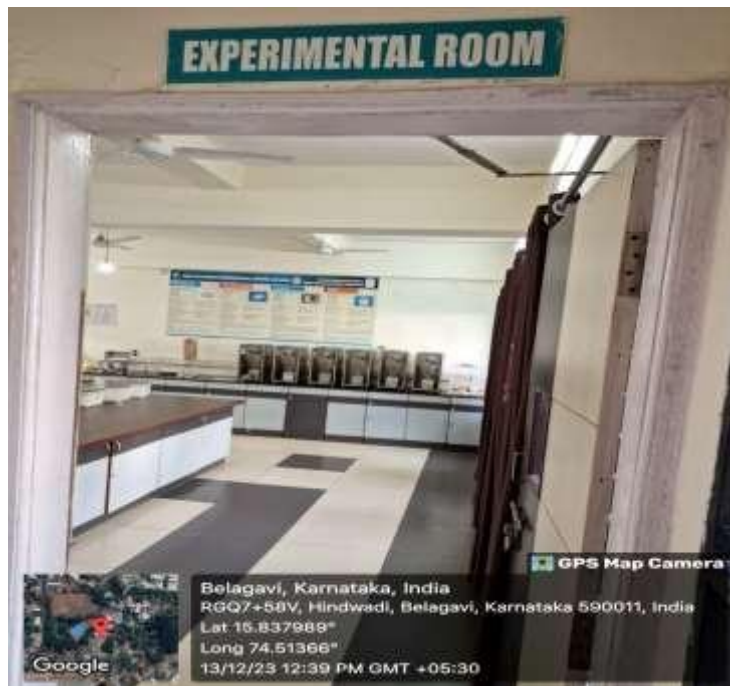
**ANIMAL EXPERIMENTATION FACILITY**

**KAHER's SHri BMK Ayurveda Mahavidyalaya, Shahapur, Belagavi – 590003**



**ANIMAL EXPERIMENTATION FACILITY**

**KAHER's SHri BMK Ayurveda Mahavidyalaya, Shahapur, Belagavi – 590003**



**ANIMAL EXPERIMENTATION FACILITY**

**KAHER's SHri BMK Ayurveda Mahavidyalaya, Shahapur, Belagavi – 590003**



**ANIMAL EXPERIMENTATION FACILITY**  
KAHER's SHri BMK Ayurveda Mahavidyaya, Shahapur, Belagavi – 590003



**ANIMAL EXPERIMENTATION FACILITY**  
KAHER's SHri BMK Ayurveda Mahavidyaya, Shahapur, Belagavi – 590003



**ANIMAL EXPERIMENTATION FACILITY**  
**KAHER's SHri BMK Ayurveda Mahavidyaya, Shahapur, Belagavi – 590003**



**ANIMAL EXPERIMENTATION FACILITY**  
**KAHER's SHri BMK Ayurveda Mahavidyaya, Shahapur, Belagavi – 590003**

## 2023\_3.1.5\_BMK\_3

Medicinal Plant Garden

KAHER's Shri BMKAYurveda Mahavidyaya, Shahapur, Belagavi



Punarnava Nursery  
BMK Medicinal Plants Garden



Vaidya Vana  
BMK Medicinal Plants Garden





BMK Medicinal Plants Garden, Narsingpur



BMK Medicinal Plants Garden, Bambarge




BMK Medicinal Plants Garden




BMK Medicinal Plants Garden

2023\_3.1.5\_BMK\_4  
Museum



**Shareer Rachana Museum**  
**KAHER's SHri BMK Ayurveda Mahavidyalya, Shahapur, Belagavi – 590003**



Belagavi, Karnataka, India  
RGQ8+Q9M, Hindwadi, Belagavi, Karnataka 590011, India  
Lat 15.839314°  
Long 74.515541°  
03/01/24 03:23 PM GMT +05:30



Belagavi, Karnataka, India  
RGQ8+Q9M, Hindwadi, Belagavi, Karnataka 590011, India  
Lat 15.839299°  
Long 74.515557°  
03/01/24 03:23 PM GMT +05:30

**Dravyaguna Museum**  
KAHER's SHri BMK Ayurveda Mahavidyalaya, Shahapur, Belagavi – 590003



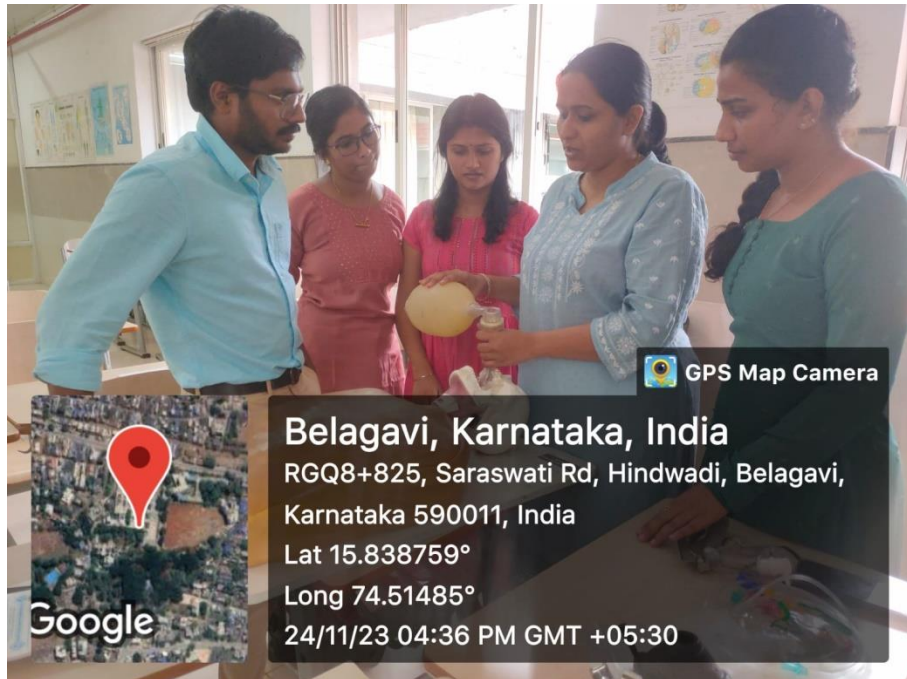
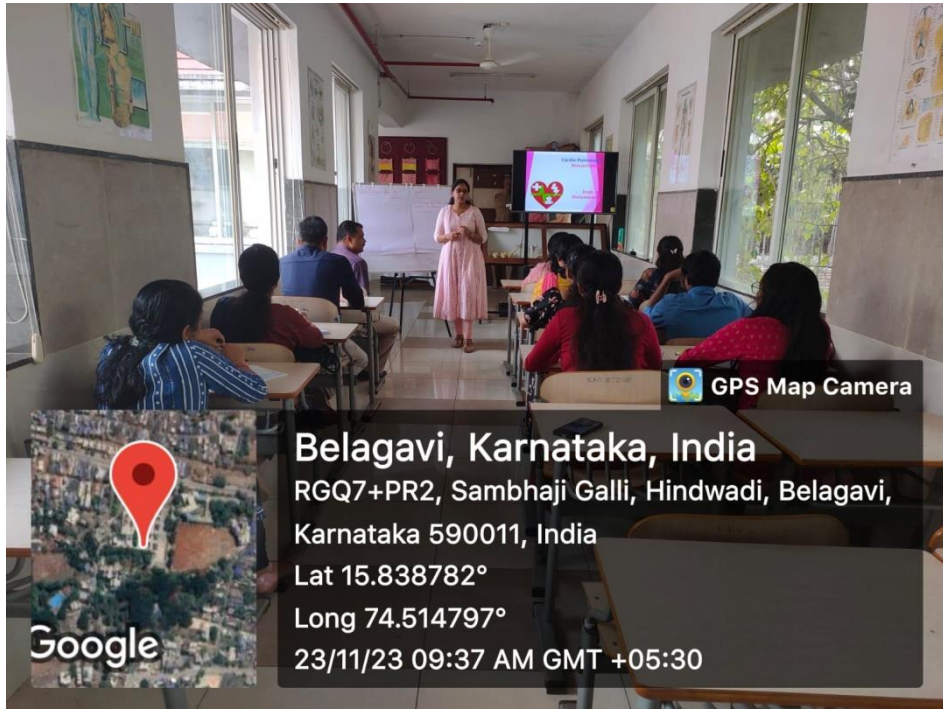
Belagavi, Karnataka, India  
RGQ8+Q9M, Hindwadi, Belagavi, Karnataka 590011, India  
Lat 15.839376°  
Long 74.515614°  
03/01/24 03:22 PM GMT +05:30



Belagavi, Karnataka, India  
RGQ8+Q9M, Hindwadi, Belagavi, Karnataka 590011, India  
Lat 15.839607°  
Long 74.516046°  
03/01/24 03:12 PM GMT +05:30

### Rasashastra Museum

**KAHER's SHri BMK Ayurveda Mahavidyaya, Shahapur, Belagavi – 590003**




**Shalyatantra Museum**

**KAHER's SHri BMK Ayurveda Mahavidyaya, Shahapur, Belagavi – 590003**



Belagavi, Karnataka, India  
RGQ8+Q9M, Hindwadi, Belagavi, Karnataka 590011, India  
Lat 15.839358°  
Long 74.515536°  
03/01/24 03:19 PM GMT +05:30



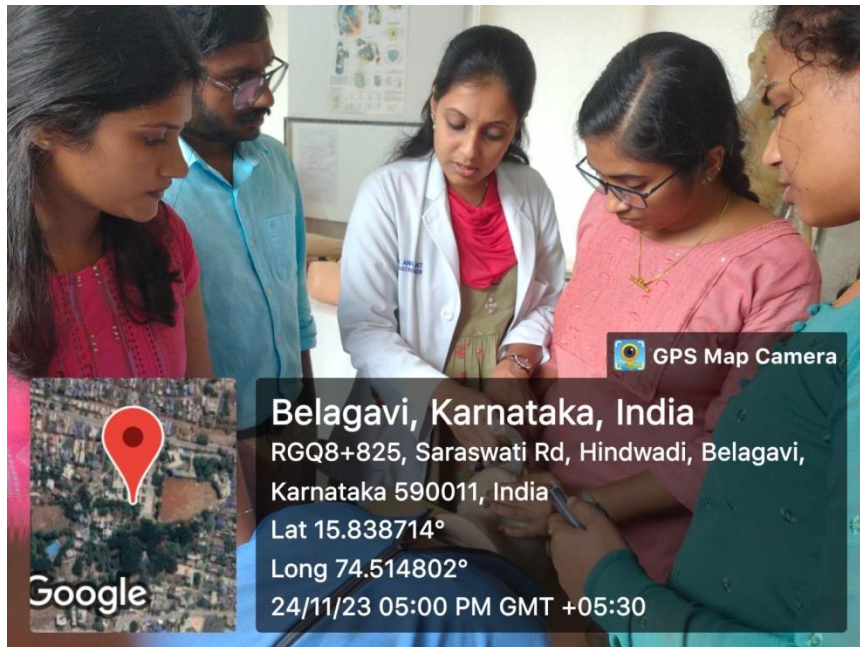
Belagavi, Karnataka, India  
RGQ8+Q9M, Hindwadi, Belagavi, Karnataka 590011, India  
Lat 15.839383°  
Long 74.515587°  
03/01/24 03:18 PM GMT +05:30

### Agadatantra Museum

**KAHER's SHri BMK Ayurveda Mahavidyalaya, Shahapur, Belagavi-590003**



**Belagavi, Karnataka, India**  
RGQ8+825, Saraswati Rd, Hindwadi,  
Belagavi, Karnataka 590011, India  
Lat 15.838768°  
Long 74.514848°  
24/11/23 12:04 PM GMT +05:30



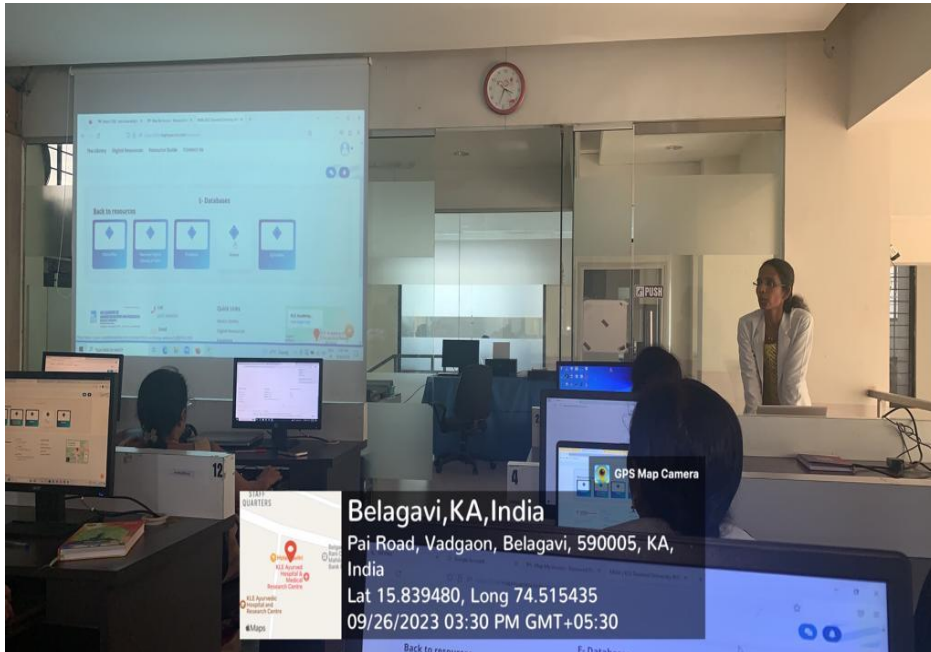
**Belagavi, Karnataka, India**  
RGQ8+825, Saraswati Rd, Hindwadi, Belagavi,  
Karnataka 590011, India  
Lat 15.838714°  
Long 74.514802°  
24/11/23 05:00 PM GMT +05:30

### **Clinical Skill Lab**

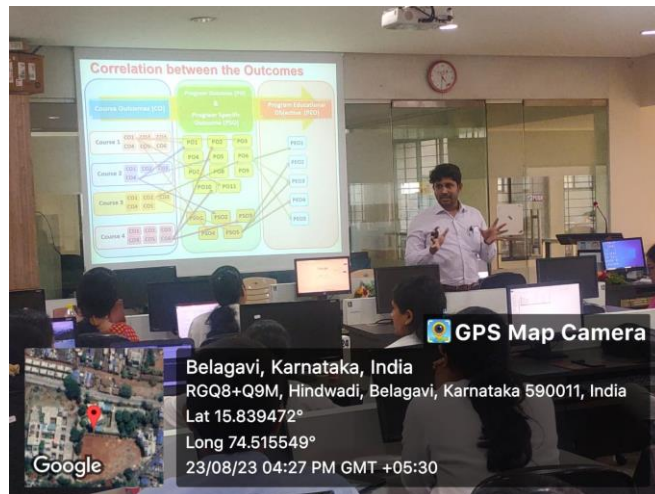
KAHER's SHri BMK Ayurveda Mahavidyalaya, Shahapur, Belagavi – 590003



## 2023\_3.1.5\_BMK\_5 Media Laboratory



**Digital Library**  
KAHER's SHri BMK Ayurveda Mahavidyaya, Shahapur, Belagavi – 590003



**Digital Library**  
KAHER's SHri BMK Ayurveda Mahavidyaya, Shahapur, Belagavi – 590003



**Digital Library**

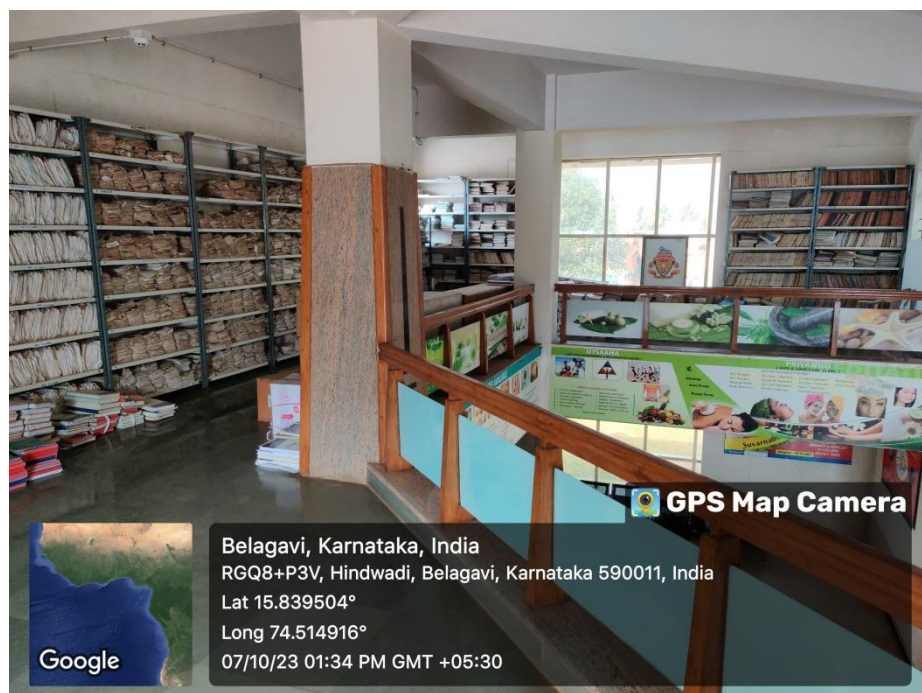
KAHER's SHri BMK Ayurveda Mahavidyalaya, Shahapur, Belagavi – 590003

2023\_3.1.5\_BMK\_6  
Medical Record Department


Medical Record Department  
KLE Ayurveda Hospital and Medical  
Research Centre, Belagavi



Medical Record Department  
KLE Ayurveda Hospital and Medical  
Research Centre, Belagavi



Medical Record Department  
KLE Ayurveda Hospital and Medical  
Research Centre, Belagavi




Belagavi, Karnataka, India  
RGQ8+P3V, Hindwadi, Belagavi, Karnataka 590011, India  
Lat 15.839504°  
Long 74.514916°  
07/10/23 12:14 PM GMT +05:30

2023\_3.1.5\_BMK\_7

## Medical Research Centre

KLE Shr B M Kanaknawadi Ayurved Mahavidyalaya, KLE Ayurveda Hospital



## Medical Research Center

(Clinical Trial Centre)

KLE Shr B M Kanaknawadi Ayurved Mahavidyalaya, KLE Ayurveda Hospital  
& Medical Research Center, Belagavi, Karnataka 590003



## **Medical Research Center**

(Clinical Trial Centre)

KLE Shr B M Kanaknawadi Ayurved Mahavidyalaya, KLE Ayurveda Hospital  
& Medical Research Center, Belagavi, Karnataka 590003

2023\_3.1.5\_BMK\_8

APJ Abdul Kalam Ayur Incubation Center  
KLE Shri B M Kankanawadi Ayurved Mahavidyalaya, Belagavi



APJ Abdul Kalam Ayur Incubation Center, BMK



APJ Abdul Kalam Ayur Incubation Center, BMK



APJ Abdul Kalam Ayur Incubation Center, BMK



# KLE COLLEGE OF PHARMACY, BELAGAVI



A Constituent Unit of

## KLE Academy of Higher Education and Research

(Deemed-to-be University established u/s 3 of the UGC Act, 1956), Re-accredited **A<sup>+</sup> Grade** by NAAC (3<sup>rd</sup> Cycle) Placed in **Category 'A'** by MoE (GoI)  
Recognized by PCI & AICTE; **B. Pharm** program has been accredited by **NBA** (4<sup>th</sup> Cycle) for a period of **6 years** (up to June 2025)

JNMC Campus, Nehru Nagar, Belagavi-590 010, Karnataka, India. Phone: **+91 831-2471399**; Web: [www.klepharm.edu](http://www.klepharm.edu); E-mail: [principal@klepharm.edu](mailto:principal@klepharm.edu)

### MEDICINAL PLANT GARDEN



*[Signature]*  
Principal  
PRINCIPAL  
KLE College of Pharmacy  
BELAGAVI - 590 010.

# KLE COLLEGE OF PHARMACY, BELAGAVI

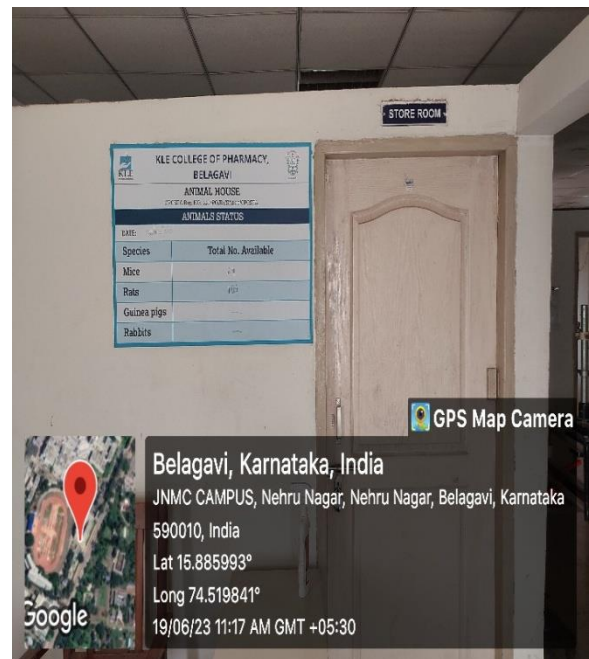

A Constituent Unit of

## KLE Academy of Higher Education and Research

(Deemed-to-be University established u/s 3 of the UGC Act, 1956), Re-accredited **A+ Grade** by NAAC (3<sup>rd</sup> Cycle) Placed in **Category 'A'** by MoE (GoI)  
Recognized by PCI & AICTE; **B. Pharm** program has been accredited by **NBA** (4<sup>th</sup> Cycle) for a period of **6 years** (up to June 2025)

JNMC Campus, Nehru Nagar, Belagavi-590 010, Karnataka, India. Phone: +91 831-2471399; Web: [www.klepharm.edu](http://www.klepharm.edu); E-mail: [principal@klepharm.edu](mailto:principal@klepharm.edu)

### ANIMAL HOUSE

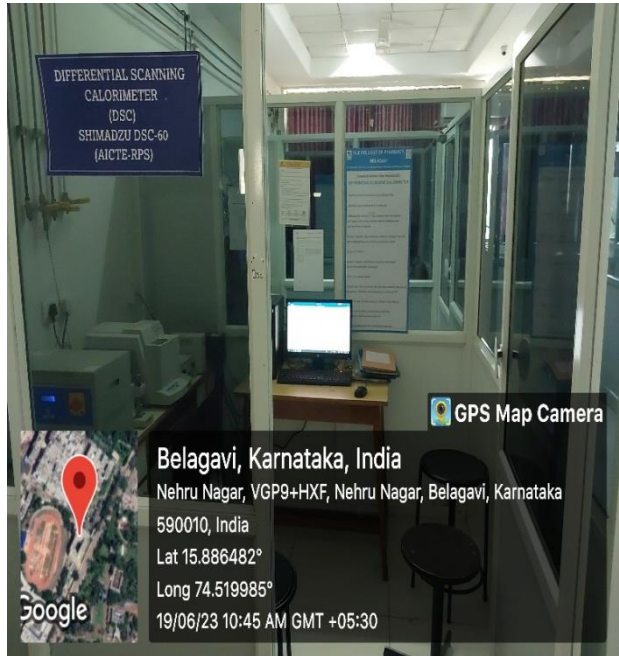


*[Signature]*  
Principal  
PRINCIPAL  
KLE College of Pharmacy  
BELAGAVI - 590 010.

(Deemed-to-be University established u/s 3 of the UGC Act, 1956), Re-accredited **A<sup>+</sup>Grade** by NAAC (3<sup>rd</sup> Cycle) Placed in **Category 'A'** by MoE (GoI)  
Recognized by PCI & AICTE; **B. Pharm** program has been accredited by **NBA** (4<sup>th</sup> Cycle) for a period of **6 years** (up to June 2025)

JNMC Campus, Nehru Nagar, Belagavi-590 010, Karnataka, India. Phone: +91 831-2471399; Web: [www.klepharm.edu](http://www.klepharm.edu); E-mail: [principal@klepharm.edu](mailto:principal@klepharm.edu)

### CENTRAL INSTRUMENTATION ROOM



*[Signature]*  
Principal  
PRINCIPAL  
KLE College of Pharmacy  
BELAGAVI - 590 010.

# KLE COLLEGE OF PHARMACY, BELAGAVI

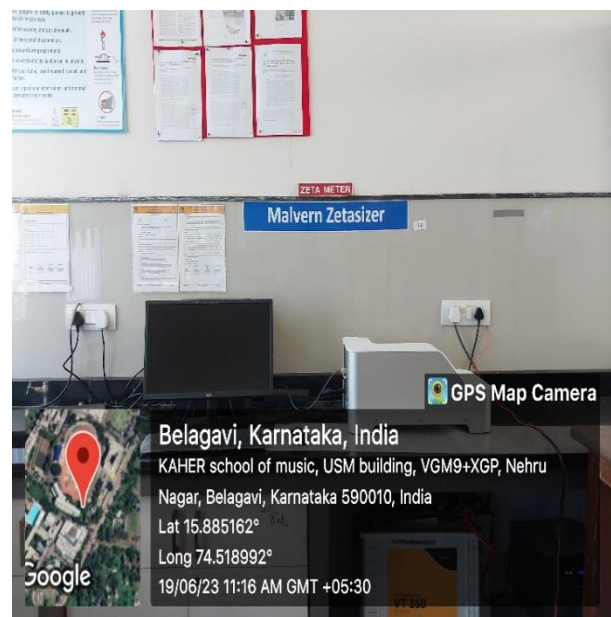
A Constituent Unit of

## KLE Academy of Higher Education and Research

(Deemed-to-be University established u/s 3 of the UGC Act, 1956), Re-accredited **A<sup>+</sup> Grade** by NAAC (3<sup>rd</sup> Cycle) Placed in **Category 'A'** by MoE (GoI)  
Recognized by PCI & AICTE; **B. Pharm** program has been accredited by **NBA** (4<sup>th</sup> Cycle) for a period of **6 years** (up to June 2025)

JNMC Campus, Nehru Nagar, Belagavi-590 010, Karnataka, India. Phone: +91 831-2471399; Web: [www.klepharm.edu](http://www.klepharm.edu); E-mail: [principal@klepharm.edu](mailto:principal@klepharm.edu)

### PILOT PLANT



*[Signature]*  
Principal  
PRINCIPAL  
KLE College of Pharmacy  
BELAGAVI - 590 010.



# KLE COLLEGE OF PHARMACY, BELAGAVI

A Constituent Unit of

## KLE Academy of Higher Education and Research

(Deemed-to-be University established u/s 3 of the UGC Act, 1956), Re-accredited **A+ Grade** by NAAC (3<sup>rd</sup> Cycle) Placed in **Category 'A'** by MoE (GoI)  
Recognized by PCI & AICTE; **B. Pharm** program has been accredited by **NBA** (4<sup>th</sup> Cycle) for a period of **6 years** (up to June 2025)

JNMC Campus, Nehru Nagar, Belagavi-590 010, Karnataka, India. Phone: +91 831-2471399; Web: [www.klepharm.edu](http://www.klepharm.edu); E-mail: [principal@klepharm.edu](mailto:principal@klepharm.edu)

### MANAGE CARE PHARMACY



*[Signature]*  
Principal  
PRINCIPAL  
KLE College of Pharmacy  
BELAGAVI - 590 010.





# KLE COLLEGE OF PHARMACY, BELAGAVI

A Constituent Unit of

## KLE Academy of Higher Education and Research

(Deemed-to-be University established u/s 3 of the UGC Act, 1956), Re-accredited **A+ Grade** by NAAC (3<sup>rd</sup> Cycle) Placed in **Category 'A'** by MoE (GoI)  
Recognized by PCI & AICTE; **B. Pharm** program has been accredited by **NBA** (4<sup>th</sup> Cycle) for a period of **6 years** (up to June 2025)

JNMC Campus, Nehru Nagar, Belagavi-590 010, Karnataka, India. Phone: **+91 831-2471399**; Web: [www.klepharm.edu](http://www.klepharm.edu); E-mail: [principal@klepharm.edu](mailto:principal@klepharm.edu)

### MUSEUM



*[Signature]*  
Principal  
PRINCIPAL  
KLE College of Pharmacy  
BELAGAVI - 590 010.

# KLE COLLEGE OF PHARMACY, BELAGAVI



A Constituent Unit of

## KLE Academy of Higher Education and Research

(Deemed-to-be University established u/s 3 of the UGC Act, 1956), Re-accredited **A<sup>+</sup> Grade** by NAAC (3<sup>rd</sup> Cycle) Placed in **Category 'A'** by MoE (GoI)  
Recognized by PCI & AICTE; **B. Pharm** program has been accredited by **NBA** (4<sup>th</sup> Cycle) for a period of **6 years** (up to June 2025)

JNMC Campus, Nehru Nagar, Belagavi-590 010, Karnataka, India. Phone: **+91 831-2471399**; Web: [www.klepharm.edu](http://www.klepharm.edu); E-mail: [principal@klepharm.edu](mailto:principal@klepharm.edu)

### CLINICAL TRIAL CENTRE



*[Signature]*  
Principal  
PRINCIPAL  
KLE College of Pharmacy  
BELAGAVI - 590 010.





# KLE COLLEGE OF PHARMACY, BELAGAVI

A Constituent Unit of

## KLE Academy of Higher Education and Research

(Deemed-to-be University established u/s 3 of the UGC Act, 1956), Re-accredited **A+ Grade** by NAAC (3<sup>rd</sup> Cycle) Placed in **Category 'A'** by MoE (GoI)  
Recognized by PCI & AICTE; **B. Pharm** program has been accredited by **NBA** (4<sup>th</sup> Cycle) for a period of **6 years** (up to June 2025)

JNMC Campus, Nehru Nagar, Belagavi-590 010, Karnataka, India. Phone: **+91 831-2471399**; Web: [www.klepharm.edu](http://www.klepharm.edu); E-mail: [principal@klepharm.edu](mailto:principal@klepharm.edu)

### LCS ENABLED CLASS ROOM




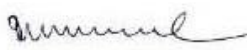
*[Signature]*  
Principal  
PRINCIPAL  
KLE College of Pharmacy  
BELAGAVI - 590 010.

(Deemed-to-be University established u/s 3 of the UGC Act, 1956), Re-accredited **A<sup>+</sup> Grade** by NAAC (3<sup>rd</sup> Cycle) Placed in **Category 'A'** by MoE (GoI)  
Recognized by PCI & AICTE; **B. Pharm** program has been accredited by **NBA** (4<sup>th</sup> Cycle) for a period of **6 years** (up to June 2025)

JNMC Campus, Nehru Nagar, Belagavi-590 010, Karnataka, India. Phone: **+91 831-2471399**; Web: [www.klepharm.edu](http://www.klepharm.edu); E-mail: [principal@klepharm.edu](mailto:principal@klepharm.edu)

### PHARMACOVIGILANCE PROGRAMME OF INDIA (PvPI)



  
Principal  
PRINCIPAL  
KLE College of Pharmacy  
BELAGAVI - 590 010.

**TAX INVOICE**

Original for Recipient  
 Duplicates for Supplier / Transporter  
 Triplicates for Supplier

Invoice No : SSI/2018-19/0073	Transportation Mode : By Courier
Invoice Date : 28.06.2018	Vehicle Number
PO No : KLEU/18-19/D-809	Date of Supply : 28.06.2018
PO Date : 23.06.2018	
State : Karnataka	State Code : 29
	Place of Supply : Belagavi

*31/7/18*

**Details of Receiver / Billed to:**

**Details of Consignee / Shipped to**

<b>Name</b> : The Registrar	<b>Name</b> : The Registrar
<b>Address</b> : KLE Academy of Higher Education and Research JNMC Campus, Nehru Nagar, Belagavi - 590010	<b>Address</b> : KLE Academy of Higher Education and Research Campus, Nehru Nagar, 590010 JNMC Belagavi -

*To, Dr. HANU*

STIN :	GSTIN :
State : Karnataka	State : Karnataka
State Code : 29	State Code : 29

Name of Product / Services	HSN/	UOM	Qty.	Rate	Amount	Taxable	CGST		SGST		IGST		Amount
	SAC		Nos.	In Rs.			Value	Rate	Amt	Rate	Amt	Rate	Amt
Systat 13.2 software - Five User Perpetual License with all the modules - including Exact Test	997331		1	151,483.00	151,483.00	151,483.00	9%	13,633.50	9%	13,633.50			151,483.00
<b>Total</b>			<b>1</b>		<b>151,483.00</b>	<b>151,483.00</b>		<b>13,633.50</b>		<b>13,633.50</b>			<b>151,483.00</b>

**Total Amount in Rupees : One Lakh Seventy Eight Thousand Seven Hundred Fifty Only**

Total Amount before Tax	151,483.00
Add: CGST	13,633.50
Add: SGST	13,633.50
Add: IGST	
Tax Amount: GST	27,267.00
<b>Total Amount after Tax</b>	<b>178,750.00</b>

**Bank Remittance Details :**

Beneficiary Name: Starcom Information Technology Limited  
 Bank Name: INDIAN BANK.  
 A/c.No.: 6154530267  
 IFSC Code: IDIB000M050  
 Bank Branch & Address: No. 110, M. G. Road.  
 Place & Pin Code: Bangalore - 560 001



**GST Payable on Reverse Charge**

Certified that the particulars given above are true and correct

**For Starcom Information Technology Limited**

*[Signature]*  
 Authorised Signatory

*06/07/2018*

Journal Voucher

No. : 98

Dated : 3-Jul-2018

Particulars		Debit	Credit
Principal Pharmacy College, Belgaum	Dr	71,500.00	
Principal Pharmacy College, Hubli	Dr	71,500.00	
Principal College of Pharmacy B'lore	Dr	35,750.00	
To StarCom , Bangalore			1,78,750.00
		<u>₹ 1,78,750.00</u>	<u>₹ 1,78,750.00</u>

On Account of :

Being amount paid to  
Starcom Information  
technology Limited  
towards providing Systat  
13.2 Software to  
Respective college vide  
bill no: SSI/2018-19  
/0073 dtd: 28.06.2018

Authorised Signatory



UV SPECTROPHOTOMETER 1




UV SPECTROPHOTOMETER 2



**Hubballi, Karnataka, India**  
948C+9XC, PB Rd, Prashant Colony, Vidya Nagar, Hubballi,  
Karnataka 580031, India  
Lat 15.366167°  
Long 75.12251°  
11/12/23 02:53 PM GMT +05:30

GPS Map Camera

MONOWAVE



**Hubballi, KA, India**  
Pune Bangalore Road, Hubli Urban, Hubballi,  
580031, KA, India  
Lat 15.366499, Long 75.122677  
12/12/2023 12:12 PM GMT+05:30  
Note : Captured by GPS Map Camera

GPS Map Camera


SPECTRO PHOTOMETER



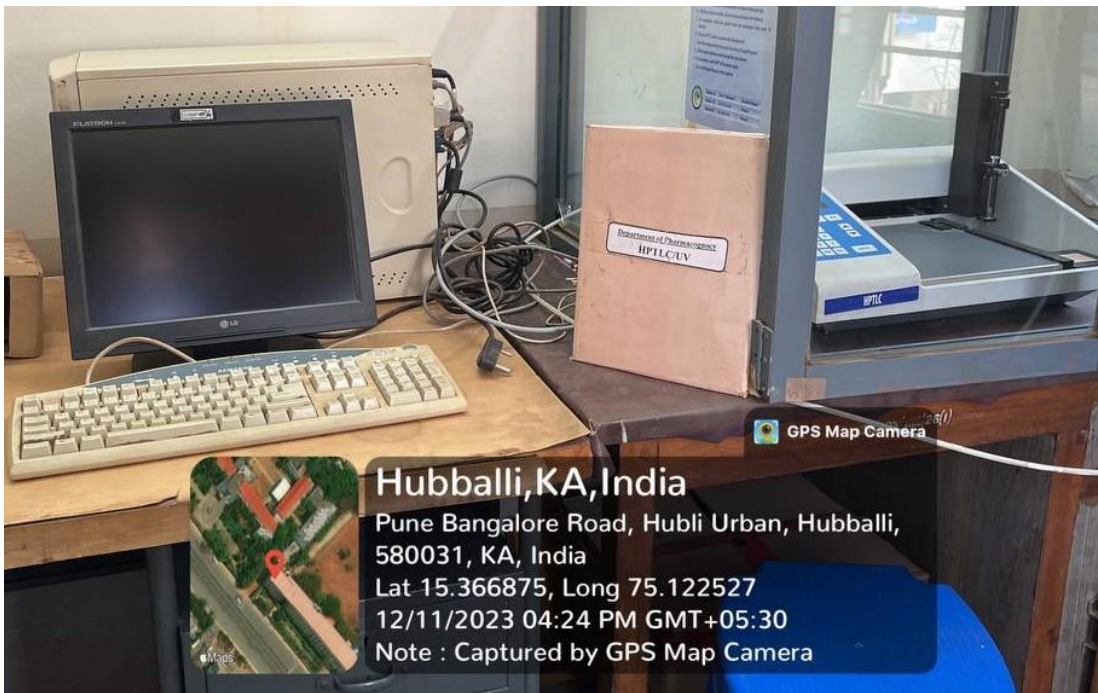
MELTING POINT AND BIOLING  
POINT APPARATUS



INFRADED SPECTROPHOTOMETER




HPLC



HPTLC





FLASH CHROMATOGRAPHY



HAEMOTOLOGY ANALYSER



Hubballi, KA, India

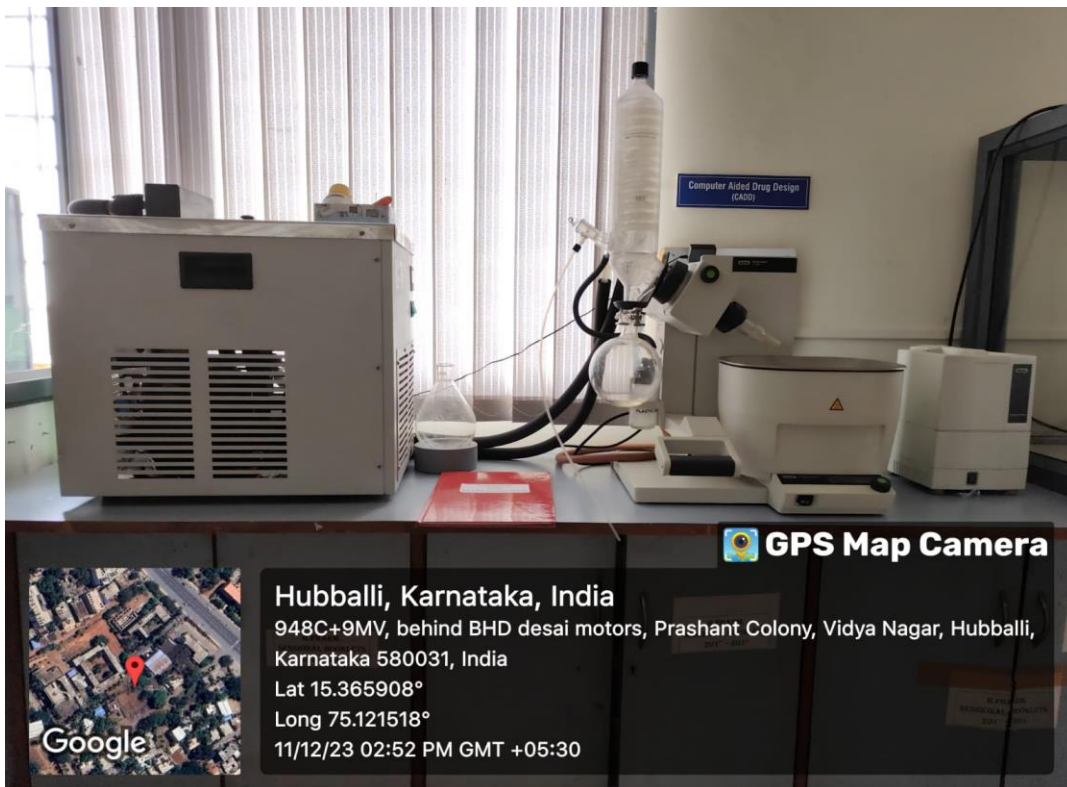
Pune Bangalore Road, Hubli Urban, Hubballi,  
580031, KA, India

Lat 15.366459, Long 75.122636

12/12/2023 12:13 PM GMT+05:30

Note : Captured by GPS Map Camera

ELECTRONIC WEIGHING BALANCE



Hubballi, Karnataka, India

948C+9MV, behind BHD desai motors, Prashant Colony, Vidya Nagar, Hubballi,  
Karnataka 580031, India

Lat 15.365908°

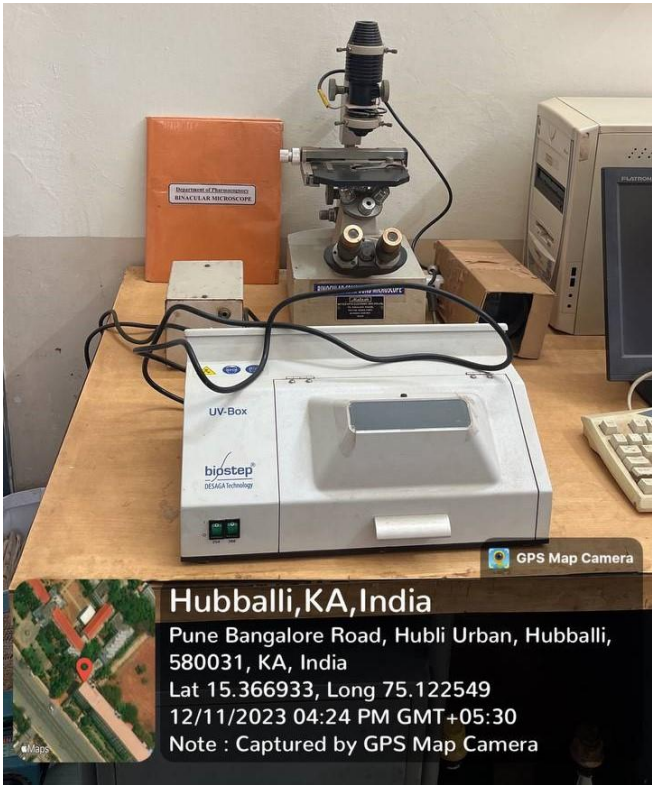
Long 75.121518°

11/12/23 02:52 PM GMT +05:30

BUCHI ROTA EVAPORATOR



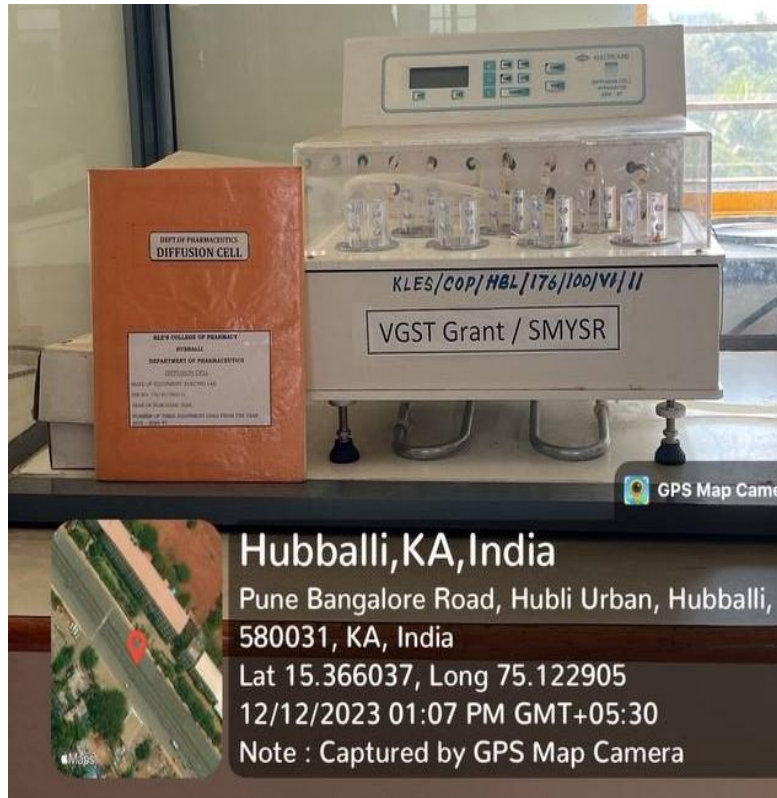
MONOWAVE



BINACULAR MICROSCOPE



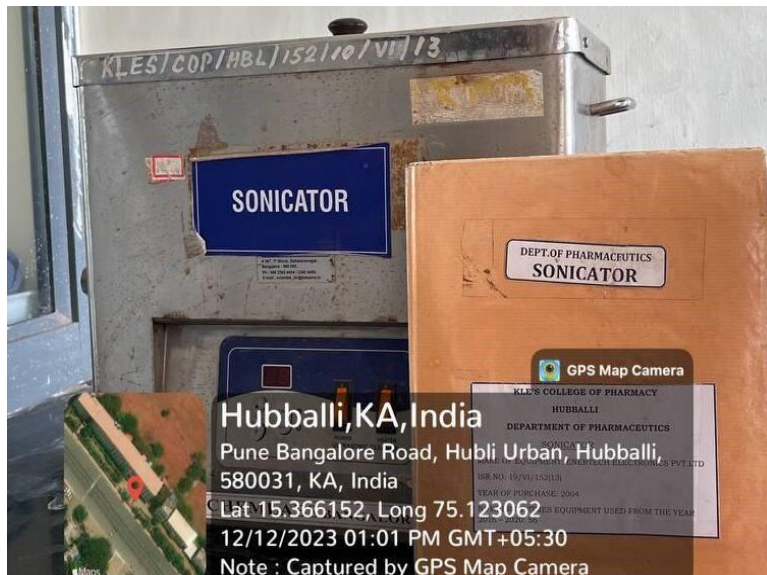
ULTRA STIRRER



DIFFUSION CELL



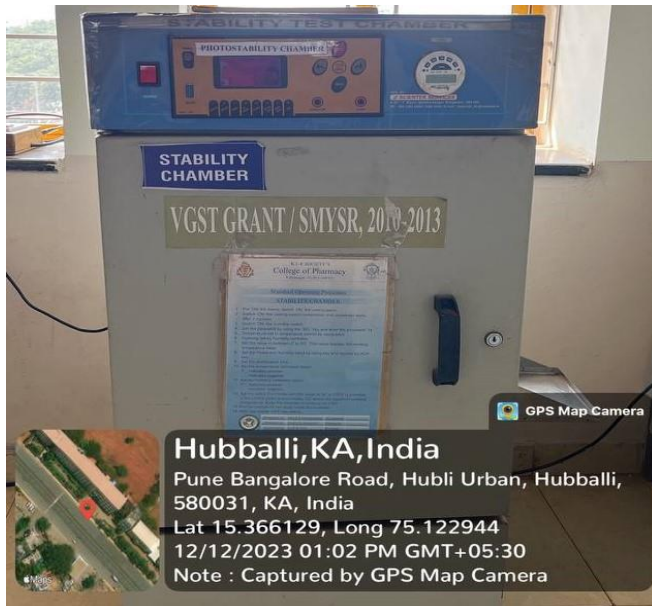
TEMPERATURE CONTROL  
BATH



SONICATOR




BROOKFIELD VISCOMETER



PHOTOSTABILITY CHAMBER



DISSOLUTION APPARATUS



HOT AIR OVEN





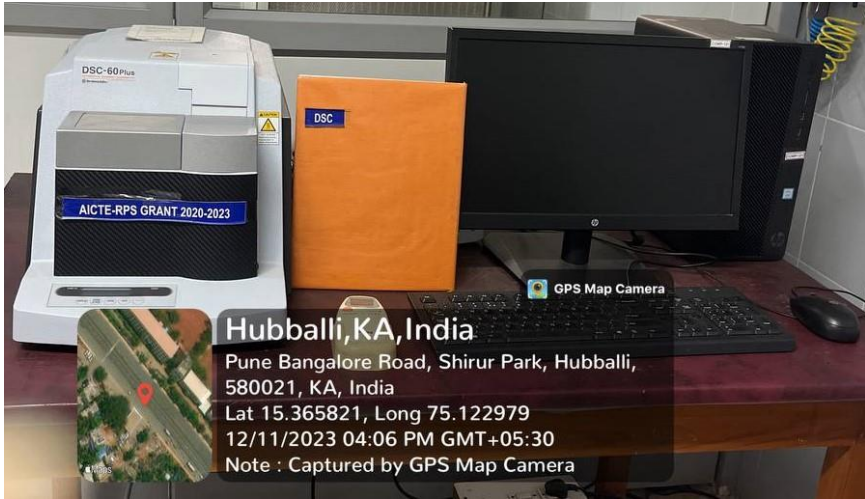
AUTOCLAVE




ANTIBIOTIC ZONE READER



STABILITY CHAMBER



DSC



ASEPTIC ROOM



INCUBATOR SHAKER



LAMINAR AIR FLOW



LAMINAR AIR FLOW



SEMI AUTOMATED ANALYZER



ACTOPHOTOMETER



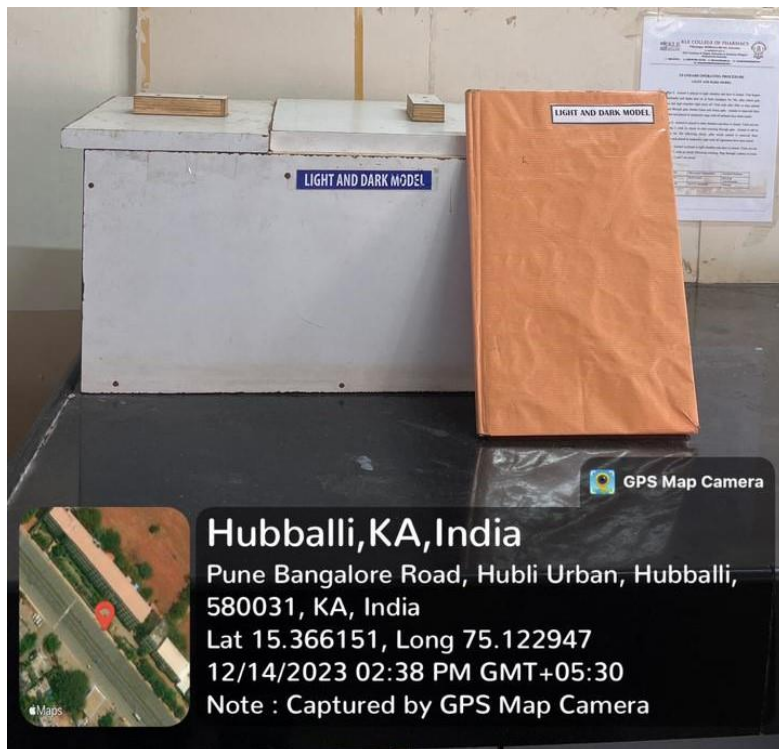
MULTIPLE ORGAN BATH



POLE CLIMBING APPARATUS



LANGENDORFFS



LIGHT AND DARK MODEL





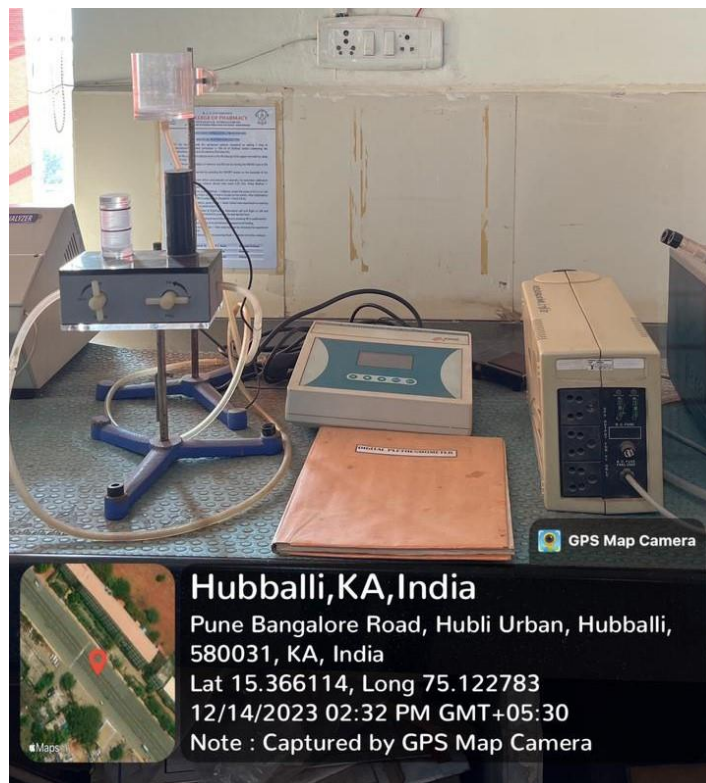
ELEVATED PLUS MAZE APPARATUS



HEATER CIRCULATING PUMP



CENTRIFUGE



DIGITAL PLESTHLESMOMETER



BIOSAFETY CABINETER



BIOPAC ECG







ANIMAL HOUSE



ANIMAL HOUSE



ANIMAL HOUSE



ANIMAL HOUSE




**Hubballi, KA, India**

**NH 67, Shirur Park, Hubballi,  
580021, KA, India**

**Lat 15°21'57"N, Long 75°7'22"E  
11/03/2020 11:18 AM**

**PHARMACY MUSEUM 1**






PHARMACY MUSEUM 2



PHARMACY MUSEUM 3



PHARMACY MUSEUM 4



PHARMACY MUSEUM 5




PHARMACY MUSEUM 6



PHARMACY MUSEUM 7



PHARMACY MUSEUM 8



PHARMACY MUSEUM 9



BALL MILL



CAPSULE FILLING MACHINE



**COATING PAN**



**DIGITAL TABLET FRIABILITY TESTER**



DOUBLE CONE BLENDER



PFIZER HARDNESS TESTER

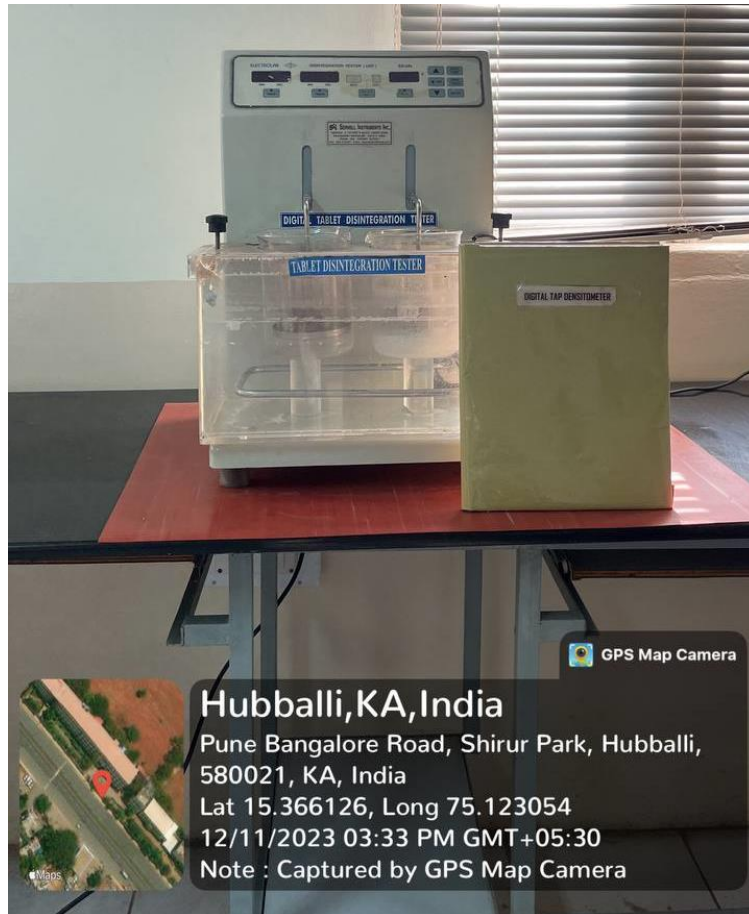


PLANETORY MIXER



TABLET DENSITOMETER





TABLET DISSINTIGRATOR



TRAY DRYER



TABLET PUNCHING MACHINE



PILOT PLANT



GPS Map Camera



**Hubballi, KA, India**

Pune Bangalore Road, Shirur Park, Hubballi,  
580021, KA, India

Lat 15.365818, Long 75.122967

12/11/2023 03:22 PM GMT+05:30

Note : Captured by GPS Map Camera

PILOT PLANT



MEDICINAL GARDEN



MEDICINAL GARDEN



MEDICINAL GARDEN



MEDICINAL GARDEN



MEDICINAL GARDEN



MEDICINAL GARDEN



# ICT ENABLED TOOLS IBM Micromedex



## IBM Micromedex®

[My Subscription](#) | [Gateway](#) | [Training Center](#) | [Help](#) | [Mobile Application Access](#) | [Logout](#)

Home	Drug Interactions	IV Compatibility	Drug ID	Drug Comparison	Neofax® / Pediatrics	Tox & Drug Product Lookup	Other Tools ▾
------	-------------------	------------------	---------	-----------------	----------------------	---------------------------	---------------

Search Drug, Disease, Toxicology, and more

**All** Drug Disease Toxicology

Keyword search

### Ask Watson

Search Micromedex drug information

Type a quick question...

[Learn more](#)

Please enter a search term.

### Latest News

- MDX COVID-19 Resources
- COVID-19 News

### Support & Training

- Citing Micromedex
- Clinical Consulting & Services
- Integrated Content Options for MU & More
- Product User Tips & Quick Answers
- Training Center
- User Guide

### Resources

- Black Box Warnings
- Comparative Tables
- Do Not Confuse Drug List
- Drug Classes
- Drug Consults
- REMS



2022-23

**KLE'S COLLEGE OF PHARMACY, HUBLI - (2022-23)**

Vidyanagar  
Hubli.

**Lab. Equipment**  
Ledger Account

1-Apr-2022 to 6-Jun-2023

Date	Particulars	Vch Type	Vch No.	Debit	Page 1	Credit
1-4-2022	Cr Opening Balance			1,40,68,973.51		
16-5-2022	Cr (as per details)	Payment	100	1,88,800.00		
	Laboratory Consumable	1,24,360.00 Dr				
	CANARA BANK S.B A/C NO 1240/216/011	3,13,160.00 Cr				
	<i>Being Online payment to Nitin scientific &amp; surgicals towards supply of chemicals &amp; Glass wears inv no CRB NO 0218 DT 28.3.2022, SUPPLY OF Digital Balance CRB no 0216 dt 28.3.2022, Allied scientific agencies towards supply of Magnus Laboratory monocular microscope model HB INV NO 536 DT 31.03.2022</i>					
2-2-2023	Cr K.L.E University Belagavi	Journal	61	<u>2,30,000.00</u>		
	<i>Being 50% amount paid to transit bio medicals towards supply of hematology analyzers to ref no KAHER/PO/22-13/D -1857 DT 11.11.2022 VIDE BILL NO INV NO 767 DT 21.12.2022</i>					
25-3-2023	Cr (as per details)	Payment	814	11,001.00		
	Travelling Expenses	3,000.00 Dr				
	Honorarium to Guest Faculty	1,000.00 Dr				
	Travelling Expenses	3,000.00 Dr				
	Honorarium to Guest Faculty	1,000.00 Dr				
	Travelling Expenses	3,000.00 Dr				
	Honorarium to Guest Faculty	1,000.00 Dr				
	Laboratory Consumable	13,653.00 Dr				
	CANARA BANK A/C 1240/201/14413	36,654.00 Cr				
	<i>Ch No 420602 issued to Yourself towards payment of Travelling allowance of External examiner Dr.N A Khatib, Dr.P.M.Dandagi, &amp; Dr.M.S.Palled and purchase of water filter and Lab chemicals vide bill No CRB NO 0184/22-23 and Invoice No 78</i>					
31-3-2023	Cr (as per details)	Journal	91	1,62,840.00		
	Laboratory Consumable	2,79,011.00 Dr				
	BILLS PAYABLES	4,41,851.00 Cr				
	<i>Being Bill payable for allied scientific agencies towards supply of equipment to laboratory inv no 549 dt 14.3.2023 &amp; Nitin Scientific &amp; surgicals towards supply of Lab. Chemicals Invoice No 0189/22-23, 0188/22-23, 0190/22-23</i>					
	Cr <b>BILLS PAYABLES</b>	Journal	95	20,060.00		
	<i>Being bills payable to Servewell Instruments Pvt.Ltd towards purchase of Lab.equipment vide Invoice No SER/2022-23-0723 dtd.15.3.2023</i>					
				1,46,81,674.51		
Dr	Closing Balance				1,46,81,674.51	
				1,46,81,674.51	1,46,81,674.51	1,46,81,674.51



**TAX INVOICE**

#24/63 , GROUND FLOOR , 40 FEET MAIN ROAD, KTG COLLEGE , SRIGANDHANAGAR,  
**TRANSIT BIO MEDICALS**  
 HEGGENAHALLI CROSS, BANGALORE 560 091  
 GSTIN: 29CKVPR6254A1ZM Tel: 080-23588899 Mob: 9964125244

Billed To  
**M/s KLE Academy of Higher Education and Research, The Principal, KLE College of Pharmacy, Vidyanagar, Hubballi 580031**  
 GSTIN: 29AABTK0881E1ZN

Inv No: **INV-767** Date: **21-12-2022/15:24**  
 Ord No.: Dt:  
 D.N No.: Dt:  
 L.R No.: Dt:  
 Carrier: Direct Pkgs:  
 Terms...: Credit Rep: Sales Rep


S.No	Description of Goods	HSN/SAC	PKG	M.R.P	RATE	QTY	FREE	GST%	DISC	AMOUNT
1	ERBA H-360 3PART HEAMATOLOGY ANALYE BAT NO: K10012208301	90278090	1 No		194915.25	1.00		18.0		194915.25
2	ERBA H-360 DILUENT 20LTR BAT NO: B102277/10-2024	38220090	20ltr		0.01	1.00		12.0		0.01
3	ERBA H-360 LYSE 500ML BAT NO: S112299A/11-2024	38220090	500ml		0.01	1.00		12.0		0.01
4	ERBA H-360 CLEAN 3PART 50ML BAT NO: B102247/09-2024	3822	50ml	1015.00	0.01	1.00		18.0		0.01
5	BLOOD MIXER (EM-II) SR-20A BAT NO: TA/649S	84798200	1 NO		0.01	1.00				0.01

T%	Sale Val	SGST%	Amount	CGST%	Amount	Tot Items:	Sub Total:
0.0	0.01	0.0	0.00	0.0	0.00	5.00	1,94,915.29
18.0	194915.26	9.0	17542.37	9.0	17542.37	Tot Qty: 5.00	SGST Amt: 17,542.37
12.0	0.02	6.0		6.0		MRP Value: 1015.00	CGST Amt: 17,542.37
							Round Off: -0.03
<b>Total</b>	<b>194915.29</b>		<b>17542.37</b>		<b>17542.37</b>		

Rupees Two Lakh Thirty Thousand Only

**2,30,000.00**

For TRANSIT BIO MEDICALS



Wish You A Happy Day..

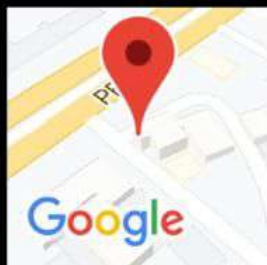
BANK DTLS: AXIS BANK  
 A/C NO: 920020074624035  
 IFSC: UTIB0001447  
 BRANCH: ITI LAYOUT

Ref No: KAHER/PO/21-22/D-1852

PO Dt: 11/11/2022

*Handwritten signature and date:*  
 24/12/2022  
 Ref/Caransi/VAH

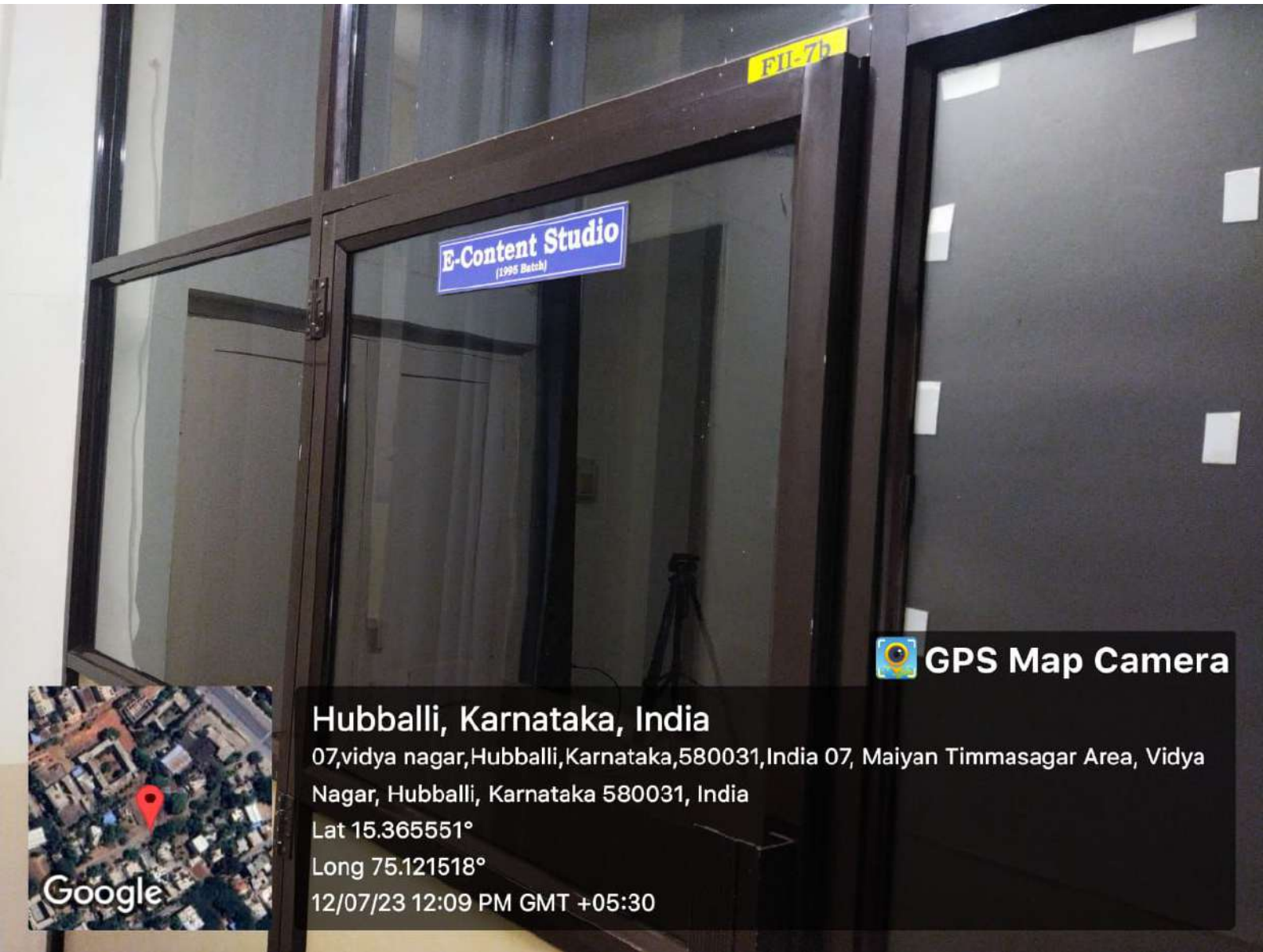
**OFFICE OF THE PRINCIPAL**  
**K.L.E.S. COLLEGE OF PHARMACY**  
 VIDYANAGAR, HUBBALLI - 580031  
 Date: **26-12-2022**  
 75m



948C+9XC, PB Rd, Prashant  
Colony, Vidya Nagar, Hubballi,  
Karnataka 580031, India

12 Jun 2023 03:50 pm

  
scattered  
clouds  
32.0 °C



FII-7b

E-Content Studio  
(1995 Batch)

 **GPS Map Camera**

**Hubballi, Karnataka, India**

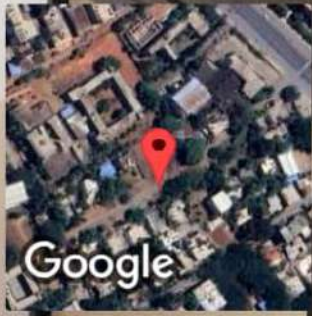
07,vidya nagar,Hubballi,Karnataka,580031,India 07, Maiyan Timmasagar Area, Vidya

Nagar, Hubballi, Karnataka 580031, India

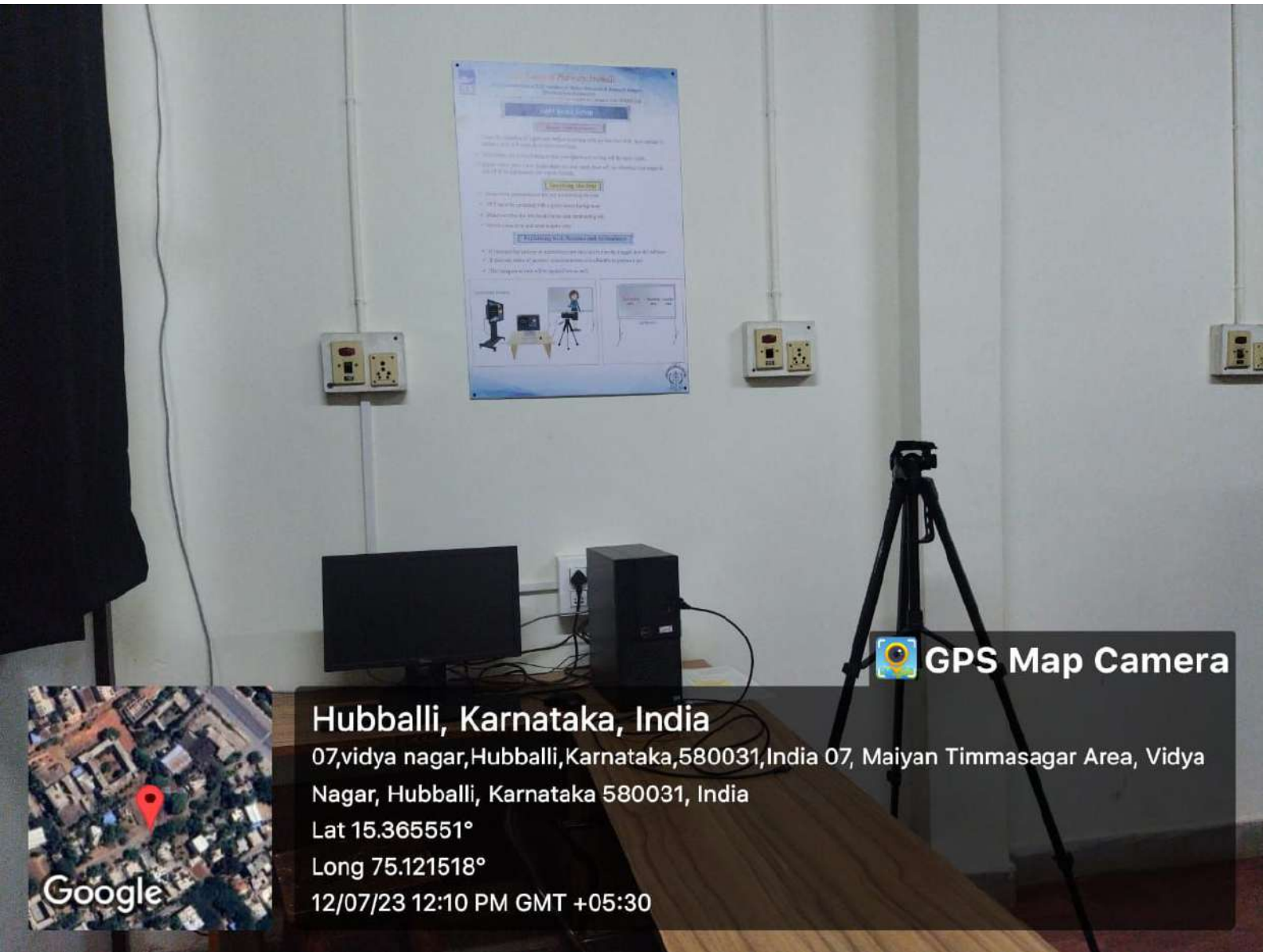
Lat 15.365551°

Long 75.121518°

12/07/23 12:09 PM GMT +05:30



Google



**Center of Physics, Hubballi**  
 Department of Physics, Hubballi Institute of Technology  
 Hubballi, Karnataka, India

**Light and Color**

**Introduction**

Light is a form of energy that travels in straight lines. It is a transverse wave that can travel through a vacuum. Light is made up of particles called photons. Light is a form of electromagnetic radiation. Light is a form of energy that travels in straight lines. It is a transverse wave that can travel through a vacuum. Light is made up of particles called photons. Light is a form of electromagnetic radiation.

**Light and Color**

Light is a form of energy that travels in straight lines. It is a transverse wave that can travel through a vacuum. Light is made up of particles called photons. Light is a form of electromagnetic radiation.

**Light and Color**

Light is a form of energy that travels in straight lines. It is a transverse wave that can travel through a vacuum. Light is made up of particles called photons. Light is a form of electromagnetic radiation.

 **GPS Map Camera**



**Hubballi, Karnataka, India**

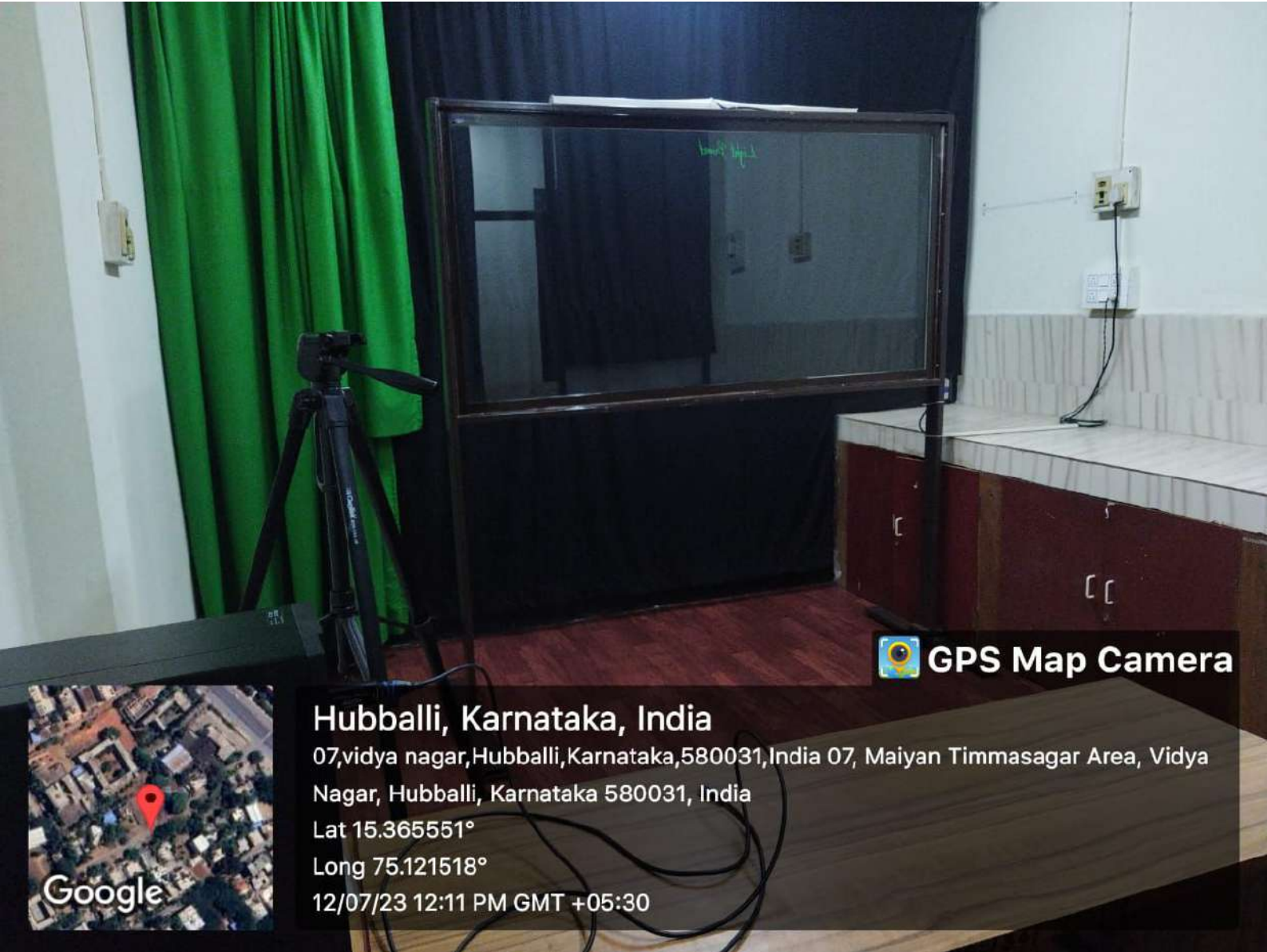
07,vidya nagar,Hubballi,Karnataka,580031,India 07, Maiyan Timmasagar Area, Vidya

Nagar, Hubballi, Karnataka 580031, India

Lat 15.365551°

Long 75.121518°

12/07/23 12:10 PM GMT +05:30



 **GPS Map Camera**

**Hubballi, Karnataka, India**

07,vidya nagar,Hubballi,Karnataka,580031,India 07, Maiyan Timmasagar Area, Vidya

Nagar, Hubballi, Karnataka 580031, India

Lat 15.365551°

Long 75.121518°

12/07/23 12:11 PM GMT +05:30



---

**Re: Recognition of your Institute as Adverse Drug Reactions Monitoring Centre (AMC) under PvPI.**

6 messages

**NCC PvPI** <pvpi.ipc@gov.in>

Mon, Aug 23, 2021 at 10:53 AM

To: dr.sanathnyamagoud@gmail.com

Cc: JAIPRAKASH JAIPRAKASH &lt;jaiprakash.ipc@gov.in&gt;, SHASHI BHUSHAN &lt;bshashi.ipc@gov.in&gt;, mahindrakumar147@gmail.com, principal.kescoph@gmail.com

Sir/Madam,

Greeting from NCC-PvPI !!!

This is with reference to your letter of intent to participate in a nationwide programme to monitor the safety of drugs. It is a matter of great pleasure to bring in your kind notice that the Indian Pharmacopoeia Commission (IPC), National Coordination Centre (NCC) - **Pharmacovigilance Programme of India (PvPI)**, Ghaziabad has approved your institution as an Adverse Drug Reactions Monitoring Centre under PvPI.

The detailed roles, responsibilities of Coordinator and Deputy Coordinator of AMC are attached herewith.

Kindly go through and send your acceptance within 5 days.

Please accept our heartiest congratulations.

On behalf of

**(Dr. Jai Prakash)**  
**Sr.PSO, Officer-in-Charge, PvPI**

**Thanks & Regards**


**Anusha**  
**HR Associate**

--

Follow Us on



[Click here for PV Guidance Document](#)



---

 **Roles & Responsibilities of AMC Coordinator (1) (1).doc**  
72K

---

**sanath nyamagoud** <dr.sanathnyamagoud@gmail.com>

Tue, Aug 24, 2021 at 6:30 PM

To: NCC PvPI <pvpi.ipc@gov.in>, Principal Principal <principal.klescoph@gmail.com>, Mahendra kumar R Bhagiratha <mahindrakumar147@gmail.com>

Dear Sir/Madam,

Thank you for your e- mail on considering our request and recognising our institution as AMC under PvPI. We are glad to your time and consideration. We will also ensure that we will give best service and enable the better health care. It's our sincere request that if you can issue a certificate of recognition or approval letter so that we can work without any barriers in enabling better health care in india.

I look forward to hearing from you

Thank you

[Quoted text hidden]

---

**4 attachments**

 **fb\_icon.png**  
3K

 **twitter\_icon.png**  
2K

 **twitter\_icon.png**  
2K

 **fb\_icon.png**  
3K

---

**NCC PvPI** <pvpi.ipc@gov.in>

Tue, Aug 24, 2021 at 6:31 PM

To: dr.sanathnyamagoud@gmail.com

**\*\*This is an auto-generated email. Kindly do not reply on this email.\*\***

Dear Sir/Madam,

Greetings from IPC, NCC-PvPI!!!

NCC-PvPI, IPC hereby acknowledge the receipt of your mail.

With best wishes,

PV Regulatory Affairs Division,  
IPC, NCC-PvPI

---

**sanath nyamagoud** <dr.sanathnyamagoud@gmail.com>  
To: Principal Principal <principal.klescoph@gmail.com>

Sat, Aug 28, 2021 at 10:32 AM

[Quoted text hidden]

---

**5 attachments**



**fb\_icon.png**  
3K



**twitter\_icon.png**  
2K



**fb\_icon.png**  
3K



**twitter\_icon.png**  
2K



**Roles & Responsibilities of AMC Coordinator (1) (1).doc**  
72K

---

**NCC PvPI** <pvpi.ipc@gov.in>

Tue, Aug 31, 2021 at 5:53 PM

To: dr sanathnyamagoud <dr.sanathnyamagoud@gmail.com>

Cc: principal klescoph <principal.klescoph@gmail.com>, mahindrakumar147@gmail.com

Dear Sir/Madam,

Thank you for your information.

We will provide the official letter at the earliest.

Regards

Anusha

---

**From:** "dr sanathnyamagoud" <dr.sanathnyamagoud@gmail.com>

**To:** "NCC PvPI" <pvpi.ipc@gov.in>, "principal klescoph" <principal.klescoph@gmail.com>, mahindrakumar147@gmail.com

**Sent:** Tuesday, August 24, 2021 6:30:29 PM

**Subject:** Re: Recognition of your Institute as Adverse Drug Reactions Monitoring Centre (AMC) under PvPI.

Dear Sir/Madam,

Thank you for your e- mail on considering our request and recognising our institution as AMC under PvPI. We are glad to your time and consideration. We will also ensure that we will give best service and enable the better health care. It's our sincere request that if you can issue a certificate of recognition or approval letter so that we can work without any barriers in enabling better health care in india.

I look forward to hearing from you

Thank you



On Mon, Aug 23, 2021, 10:53 AM NCC PvPI <pvpi.ipc@gov.in> wrote:

Sir/Madam,

Greeting from NCC-PvPI !!!

This is with reference to your letter of intent to participate in a nationwide programme to monitor the safety of drugs. It is a matter of great pleasure to bring in your kind notice that the Indian Pharmacopoeia Commission (IPC), National Coordination Centre (NCC) - **Pharmacovigilance Programme of India (PvPI)**, Ghaziabad has approved your institution as an Adverse Drug Reactions Monitoring Centre under PvPI.

The detailed roles, responsibilities of Coordinator and Deputy Coordinator of AMC are attached herewith.

Kindly go through and send your acceptance within 5 days.

Please accept our heartiest congratulations.

On behalf of

**(Dr. Jai Prakash)**  
**Sr.PSO, Officer-in-Charge, PvPI**

**Thanks & Regards**

**Anusha**  
**HR Associate**

--

Follow Us on

[Click here for PV Guidance Document](#)



--

Follow Us on



[Click here for PV Guidance Document](#)



---

**sanath nyamagoud** <dr.sanathnyamagoud@gmail.com>  
To: Principal Principal <principal.klescoph@gmail.com>

Tue, Sep 6, 2022 at 1:06 PM

----- Forwarded message -----

From: **NCC PvPI** <pvpi.ipc@gov.in>

Date: Mon, Aug 23, 2021, 10:53 AM

Subject: Re: Recognition of your Institute as Adverse Drug Reactions Monitoring Centre (AMC) under PvPI.

To: <dr.sanathnyamagoud@gmail.com>

Cc: JAIPRAKASH JAIPRAKASH <jaiprakash.ipc@gov.in>, SHASHI BHUSHAN <bshashi.ipc@gov.in>, <mahindrakumar147@gmail.com>, <principal.kescoph@gmail.com>

[Quoted text hidden]

---

#### 5 attachments



**fb\_icon.png**  
3K



**twitter\_icon.png**  
2K



**twitter\_icon.png**  
2K



**fb\_icon.png**  
3K



**Roles & Responsibilities of AMC Coordinator (1) (1).doc**  
72K



**INDIAN PHARMAOPOEIA COMMISSION**  
**National Coordination Centre-Pharmacovigilance Programme of India**

**Annexure-V**  
**Monthly Training Report Format**

Format No. IPC/PvPI/TE/004-F05-00


**Name of AMC:** KLE College of Pharmacy, Department of Pharmacy Practice, Hubballi.

**Name of Coordinator:** Dr. Sanatkumar Bharamu Nyamagoud

**Name of Deputy Coordinator:** Dr. AHM Vishwanatha Swamy

**Name of Pharmacovigilance Associate:** No Pharmacovigilance Associate.

S. No	Date of Training (DD/MM/YYYY)	Objective/ Title of the Training	Participants Type: (Doctors/Pharmacists/Nurses/ Other HCPs)	No. of Participants
01	20/09/2023	Inauguration of 3 <sup>rd</sup> National Pharmacovigilance Week in ADR Monitoring Centre, Department of Pharmacy Practice, KLE College Of Pharmacy, Hubballi	Principal/ Doctors/ Pharmacy Faculties/ Nurses	150+
02	20/09/2023	Rangoli Competition	B.Pharm, M.Pharm, D.Pharm and Pharm D Students. (Offline Campus).	47
03	20/09/2023	Placard making competition	D.Pharm and Pharm D Students. (Offline campus)	15
04	20/09/2023	Poster Competition.	B.Pharm, Pharm D Students. (Offline campus)	60+
05	20/09/2023	E-Poster Competition	B.Pharm, M.Pharm, Pharm D students from different Colleges. (Online) through Google forms.	08
06	21/09/2023	Walkathon	D.Pharm, B.Pharm PharmD students.	400+
07	21/09/2023	Street Play	Pharm D Students.	07
08	21/09/2023	Debate Competition	Pharm D Students.	04
09	21/09/2023	Essay writing competition	D.Pharm, B.Pharm, M.Pharm and Pharm D Students. (Offline campus)	61



10	21/09/2023	E-Essay writing competition	B.Pharm, M.Pharm and Pharm D students and Faculty. (Online) through google forms)	08
11	22/09/2023	Oral Presentation	D.Pharm, B.Pharm, Pharm D students. (Offline campus)	08
12	22/09/2023	Animation/ Short movie making competition.	D.Pharm and Pharm D students. (Offline campus)	35+
13	22/09/2023	Webinar	D.Pharm, B.Pharm, Pharm D students.	200
14	23/09/2023	Quiz Competition	B.Pharm and Pharm D students. (Offline campus).	27
15	23/09/2023	Community level awareness - cum- sensitization program.	Pharmacists and public in and around Hubli-Dharwad	34
16	23/09/2023	Valedictory Program.	Principal/ Doctor/ Drug Inspector/Pharmacy Faculty/ D.Pharm, B.Pharm, Pharm D students.	300+


Submitted By:- Dr. Sanatkumar. B. Nyamagoud

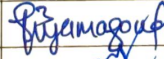


Designation:- AMC coordinator

Signature:- 


Approved By:- Dr. AHM Viswanatha Swamy

Designation:- Professor & Principal

Signature:- 

	Name	Designation	Signatures	Date	Page
Prepared by	Dr. S. B. Nyamagoud	AMC coordinator		07/10/2023	2 of 2
Reviewed by	Dr. AHM V Swamy	Professor & Principal		07/10/2023	
Approved by	Dr. AHM V Swamy	Professor & Principal		07/10/2023	



  
 KLES College of Pharmacy  
 (A constituent unit of KLE Academy  
 of Higher Education & Research)  
 Vidyanagar, Hubballi - 580 031



**Conduct and Celebration of  
3<sup>rd</sup> National Pharmacovigilance Week  
in ADR Monitoring Centre,  
Department of Pharmacy Practice,  
KLE College of Pharmacy  
Hubballi from 17<sup>th</sup> to 23<sup>rd</sup> September 2023**



- I. **Title of the Workshop/Training/ Events Programme:** Conduct and celebration of 3<sup>rd</sup> Pharmacovigilance Week at AMC, Department of Pharmacy Practice, KLE College of Pharmacy, Hubballi.
- II. **Name of the organization:** KLE College of Pharmacy, Department of Pharmacy Practice, Vidyanagar, Hubballi.
- III. **Name of the AMC:** Department of Pharmacy Practice, KLE College of Pharmacy, Vidyanagar, Hubballi.
- IV. **Name of Pharmacovigilance Associates:** NO
- V. **Duration of Workshop/Training/ Events:** 17<sup>th</sup> to 23<sup>rd</sup> September, 2023
- VI. **Venue of the workshop:** Department of Pharmacy Practice, KLE College of Pharmacy, Hubballi.
- VII. **Total Number of Participants attended:** All the faculties and students of KLE College of Pharmacy, Hubballi, Doctors/Nurses/Public in and around the Hubli and Dharwad.
- VIII. **Details of speakers:**
  - i. Prof. (Dr.) AHM Vishwanatha Swamy, Professor and Principal, KLE College of Pharmacy, Vidyanagar, Hubballi.
  - ii. Dr. M.G Hiremath, Principal, KLE JGMM Medical College Hubballi.
  - iii. Dr. Sanjay Neeralagi, MBBS, MD General Medicine, KIMS Hospital, Hubballi.
  - iv. Dr. Swamy Kalsurmath, SDM Medical College and Hospital, Dharwad.
  - v. Mr. Dayanad Kadadevar, Drug Inspector, Hubli -Dharwad.

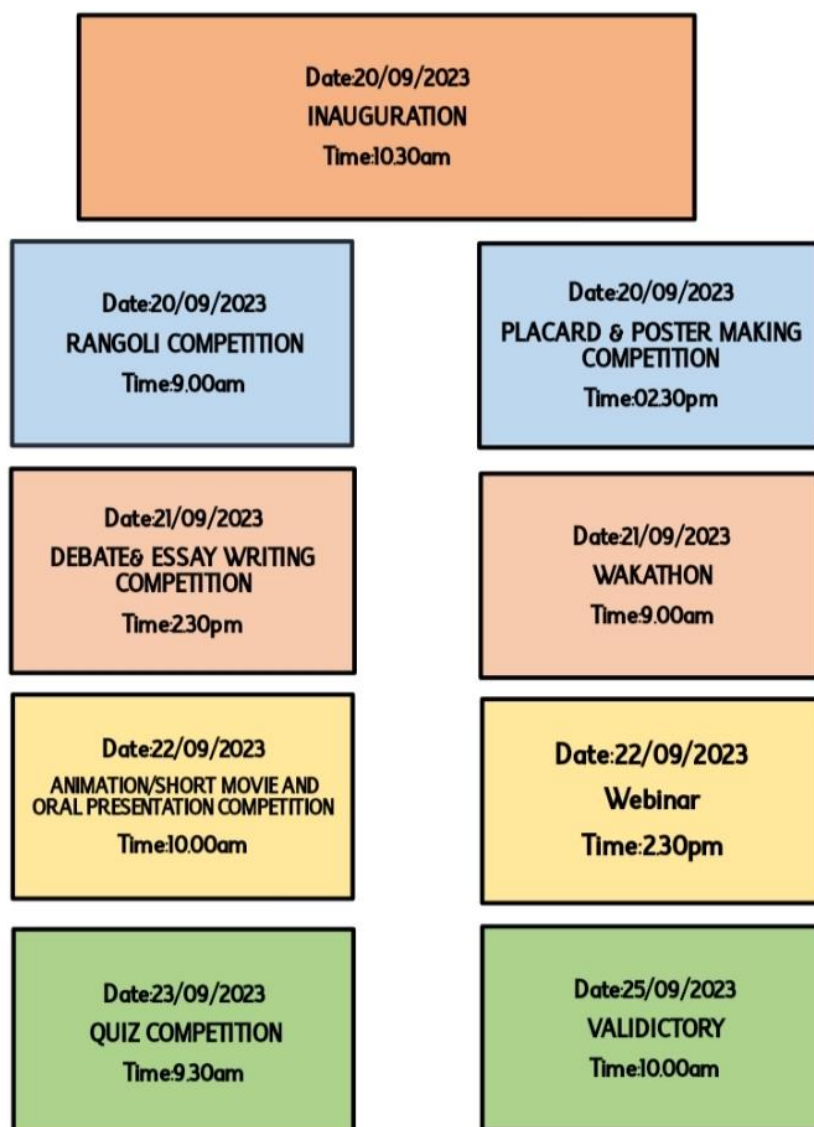
## IX Brief outline of the program Agenda:



**KLE**  
**COLLEGE OF PHARMACY**  
VIDYANAGAR, HUBBALLI – 580 031  
(A constituent unit of KLE Academy of Higher Education and  
Research – Deemed University.)



**Celebrating**  
**3<sup>rd</sup> National Pharmacovigilance Week**  
**From 17<sup>th</sup> – 23<sup>rd</sup> September 2023**  
**'Boosting Public Confidence in Pharmacovigilance'**





**Adverse Drug Reaction Monitoring Centre,**  
**Department of Pharmacy Practice**  
In collaboration with Indian Pharmacopoeia Commission,  
**National Coordination Centre,**  
**Pharmacovigilance Programme of India (PvPI),**  
Ministry of Health & Family Welfare, Government of India.

**3<sup>rd</sup> National Pharmacovigilance Week**  
**17<sup>th</sup> to 23<sup>rd</sup> September, 2023**

**INAUGURAL FUNCTION PROGRAMME**

<b>Sl. No.</b>	<b>Event</b>	<b>Speaker / Faculty In-charge</b>	<b>Timings</b>
1	Invocation song	Ms. Shreya Salgare	10.30 to 10.35 AM
2	Classical Prayer Dance	Ms. Kavya Team	10.35 to 10.45 AM
3	Welcome Address	Dr. Jayasheela Hiremath	10.45 to 10.50 AM
4	Brief Introduction about 3 <sup>rd</sup> Pharmacovigilance Week 2023	Dr. Sanatkumar B Nyamagoud	10.50 to 11.00 AM
5	Lighting of Lamp	Dignitaries on the Dias	11.00 to 11.05 AM
6	Introduction of Chief Guest	Dr. Abhishek B J	11.05 to 11.15 AM
7	Inaugural Address	Dr. M G Hiremath	11.15 to 11.30 AM
8	Presidential Remarks	Dr. A.H.M. Viswanatha Swamy	11.30 to 11.45 AM
9	Vote of Thanks	Dr. Pradeep Kumar M R	11.45 to 11.50 AM




## X. Photos of the Events:



**Inauguration of 3<sup>rd</sup> National Pharmacovigilance Week by Prof. (Dr.) AHM Viswantha Swamy, Professor and Principal, KLE College of Pharmacy, Vidyanagar, Hubballi, Dr M.G Hiremath, Principal KLE JGMM Medical College Hubballi and Dr. Sanatkumar Nyamagoud, AMC Coordinator and other department faculties.**


# **RANGOLI COMPETITION**

**20-09-2023**



GPS Map Camera

**Hubballi,KA,India**  
Pune Bangalore Road, Hubli Urban, Hubballi,  
580031, KA, India  
Lat 15.366830, Long 75.122555  
09/20/2023 09:46 AM GMT+05:30  
Note : Captured by GPS Map Camera





**Samples of Rangoli Competition by Participants on topic  
“ Boosting Public Confidence in Pharmacovigilance”**

# **POSTER MAKING COMPETITION**

**20-09-2023**

**Poster Making Competition was conducted on topic  
“Boosting Public confidence in Pharmacovigilance”**







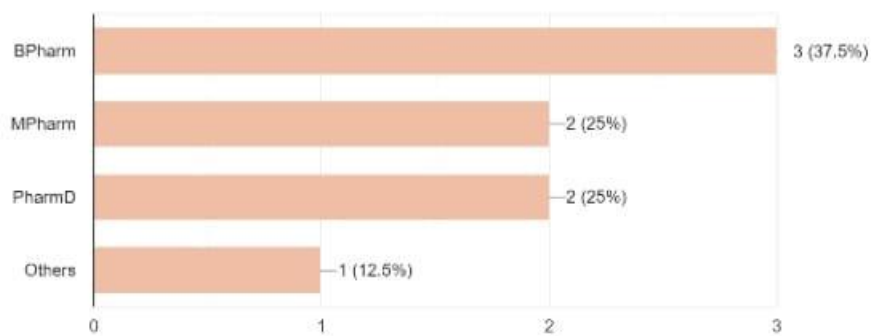
**Samples of Poster Competition by participants on topic  
“Boosting Public Confidence in Pharmacovigilance”**



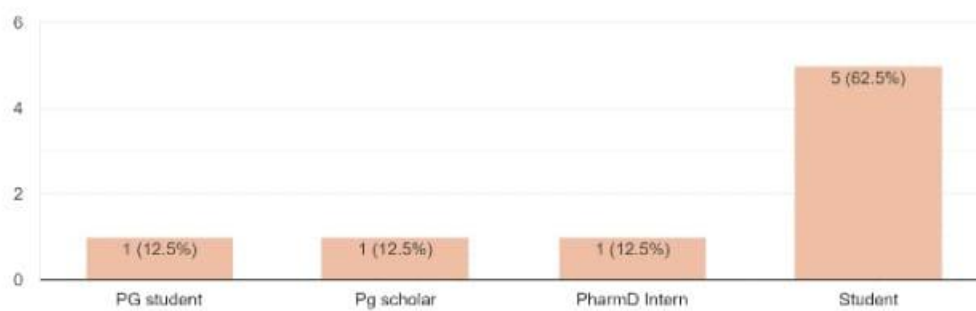
**E POSTER COMPETITION**

**20-09-2023**

Course  
8 responses



Designation  
8 responses



**Participation of students from various affiliated universities across India.**



# BOOSTING PUBLIC CONFIDENCE IN PHARMACOVIGILANCE

## ***Early Detection of Adverse Events***

Pharmacovigilance is the active observation and documentation of adverse occurrences or medication-related side effects. This makes it possible to identify any unexpected or uncommon responses as soon as possible, even after a medicine has been licensed and is being used widely.

## ***Preventing Harm***

Pharmacovigilance aids in protecting patients by discovering and assessing possible dangers connected to drugs. This ranges from small side effects to graver, perhaps fatal responses.

## ***Monitoring Effectiveness***

Pharmacovigilance assesses pharmaceutical efficacy in addition to safety issues. This helps spot any instances when a medicine may not be having the anticipated therapeutic impact and guarantees that patients get the desired advantages.

## ***Enhancing Patient Trust***

Patients' trust in the healthcare system is increased when they perceive that there are effective processes in place to monitor and address any possible safety risks. Increased trust in medical professionals and the pharmaceutical sector can result from patients knowing that their well-being is being properly regarded and safeguarded.

## ***Reacting to New Health Hazards***

Pharmacovigilance is crucial for quickly determining the safety of novel medications and vaccinations during public health emergencies like the COVID-19 pandemic. This makes sure that the public can trust the medicines being utilized to deal with the problem.

## ***International Cooperation***

Pharmacovigilance is a global initiative, Cross-border sharing of medication safety information makes it possible to identify and handle potential problems globally. The global safety net for patients is strengthened by this cooperative strategy.



## A CONTEMPORARY REVIEW OF GENETIC ASSOCIATIONS WITH SEVERE ADVERSE DRUG REACTIONS: THE APPLICATION AND INTEGRATION OF PHARMACOGENOMIC TESTING IN CLINICAL HEALTHCARE.

Prepared by:-Lachake Shruti V. Guided by:-Dr.Sumit Joshi  
Sharadchandra Pawar College of Pharmacy

### Keywords

Adverse drug reactions, drug-induced liver injury, CYP, human leukocyte antigens, drug transporter, Stevens-Johnson syndrome, toxic epidermal necrolysis

### Introduction

Adverse drug reactions (ADRs) remain a significant global cause of death, with over 100,000 reported annual fatalities (Alomar, 2014). The most severe type, type B unpredictable reactions, occur infrequently, are not dose-dependent, and often involve individuals with genetic predispositions (Pirmohamed et al., 2004; Utrecht, 2007). These reactions can lead to skin or liver injuries, ranging from mild cases like MPE to life-threatening conditions such as DRESS, SJS, and TEN.

### Genetic factors of several adverse drug reactions:-

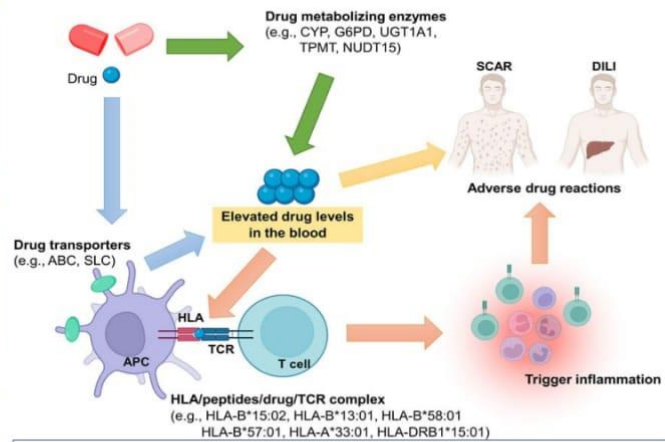
In this review, we provide an overview of the genetic markers associated with severe adverse drug reactions (ADRs). Our emphasis is on genetic variations in human leukocyte antigens (HLA), T cell receptors (TCR), drug-metabolizing enzymes, and drug transporters. It's noteworthy that the U.S. Food and Drug Administration (FDA) has linked genetic factors to over 180 approved drugs.

### Implementation of Pharmacogenomic Testing in Clinical Practice

- Genetic patterns linked to HLA genes play a role in severe adverse drug reactions (SCAR) and drug-induced liver injury (DILI) for various drugs. Pharmacogenetic markers are effective in practice. Cost-effectiveness studies support genetic testing before drug treatment to prevent SCAR, with ongoing global trials on HLA tests like HLA-A\*31:01, B\*15:02, B\*57:01, and B\*58:01.
- Preventive genetic testing for HLA-B\*15:02 is endorsed in national health insurance programs in Taiwan, Singapore, Hong Kong, Thailand, and mainland China for new carbamazepine users. The U.S. FDA recommends HLA-A\*31:01 screening before using carbamazepine and HLA-B\*15:02 screening before oxcarbazepine, especially for high-risk ethnic groups like Chinese and Thai. An ongoing trial (Identifier: NCT03184597) focuses on HLA screening to reduce adverse drug reactions.
- Genetic HLA-B\*57:01 testing before abacavir HIV treatment is widespread and recommended by regulatory agencies but not effective for fluoroquinolone due to low predictive value. HLA-B\*57:03 is linked to DILI from fluoroquinolone.
- The U.S. FDA recommends TPMT and NUDT15 genetic testing before thiopurine use, especially azathioprine. The British Society of Rheumatology advises TPMT testing for Europeans. NUDT15 testing for thiopurine-related leukopenia in Asian populations is being considered for national health insurance support in China and Taiwan but awaits approval.

### Abstract

Adverse drug reactions (ADRs) remain a significant challenge in healthcare. Severe ADRs, often unpredictable and dose-independent (type B idiosyncratic reactions), have strong links to genetic factors like HLA alleles, drug enzymes, transporters, and T cell receptors. This review summarizes pharmacogenomics in severe ADRs and their clinical potential for prevention.



**Figure 1:-**

Genetic factors, including variations in drug metabolizing enzymes, drug transporters, and HLA molecules, can contribute to severe adverse drug reactions (ADRs). These genetic differences can disrupt normal drug processing, leading to elevated drug levels in the blood and triggering immune responses. In the HLA/drug/TCR model, HLA is the key player in initiating ADRs. In essence, genetic variations in these factors play crucial roles in ADR development.

Causative Drug	Genetic Factor	Ethnicity	Sample Size (case/ctrl)	ADR
Carbamazepine	HLA-A*31:01	European, Japanese, Korean	22/3987 10/8862	Hypersensitivity, DRESS, SCAR
	HLA-B*15:02	Chinese, Thai, Indian	77/420	
Nevirapine	HLA-B*35:05	Thai, Indian	20/102	SIN/TENa
			11/40 137/185	
Abacavir	HLA-B*57:01	Australian, American, Multiple ethnicity	18/167 85/115 564/725	Hypersensitivity
Cyclosporine	ABC81	Asian, European, American, Indonesian	1188/1002 283/10588	DILI

**Table 1:** Genetic associations with severe ADR in HLA, TCR, drug metabolism enzymes, and drug transporters.

### Conclusion

In the current landscape of research, there is a growing body of literature on genetic variations linked to severe adverse drug reactions (ADR). Advanced technologies like whole genome sequencing (WGS) and whole exome sequencing (WES) have revolutionized the study of genetic biomarkers, enabling quick identification of genetic variants in patients. Pharmacogenetic testing has shown promise both reactively, by explaining or predicting treatment outcomes during drug administration, and preemptively, by preventing severe ADR. Cost-effectiveness studies have supported the use of pharmacogenetic testing, demonstrating that it reduces costs compared to addressing life-threatening ADR. Successful implementation requires standardized processes, expertise, financial support, integrated data systems, and a collaborative team approach. It's crucial to educate physicians in district hospitals and community clinics about genetic testing, as pharmacogenetic testing is poised to play a pivotal role in personalized medicine.

### Reference:-

- Abel, S., Paturel, L., and Cabié, A. (2008). Abacavir Hypersensitivity. *N. Engl. J. Med.* 358 (23), 2515–2516.
- Administration, U. S. F. a. D. (2021). Table of Pharmacogenomic Biomarkers in Drug Labeling. Available from: <https://www.fda.gov/drugs/science-and-research-drugs/table-pharmacogenomic-biomarkers-drug-labeling>.

**PLACARD MAKING  
COMPETITION  
20-09-2023**





**Samples of Placard Competition by participants on topic  
“Boosting Public Confidence In Pharmacovigilance”**

**WALKATHON  
AND  
STREET PLAY  
21-09-2023**



In view of 3<sup>rd</sup> National Pharmacovigilance Week, faculties and students of KLE College of Pharmacy actively participated in a **Walkathon, Street Play** regarding the boosting public confidence in pharmacovigilance in and around places of Vidyanagar, Hubballi. The walkathon started from KLE College of Pharmacy to the Karnataka Institute of Medical Sciences, Hubballi. In this Walkathon, all faculties and students of Pharm.D, B. Pharm, D. Pharm and M. Pharm were actively participated.





## **STREET PLAY**

A street play was performed by the PharmD IV Year students in a public at Karnataka Institute of Medical Sciences about the awareness of ADR monitoring, Importance of Reporting of ADRs , drug safety and encouraged public to be part of Pharmacovigilance Programme.



# **DEBATE COMPETITION**

**21-09-2023**



Debate Competition was conducted on eve of 3<sup>rd</sup> National Pharmacovigilance Week.

# **ESSAY COMPETITION**

**21-09-2023**



ROLL NO. DATE: 21/9/2023  
 CLASS Pharm D 1<sup>st</sup> Year  
 STUDENT'S NAME: Dimplekha Rayale

Essay Competition  
 Topic: "Boosting Public Confidence in Pharmacovigilance"

Introduction:-  
 The word Pharmacovigilance means Pharmacy and vigilance mean 'viewing' or 'follow'. So this can be referred as review of the medical chart which is given for the patient to develop the health and also as treatment.

Body:-  
 So how can we develop the correct utilization of the treatment chart review and also to increase the medication adherence with proper utilization of the given dosage and dosage form.

This can be done in various methods by educating the medical staff, Para-medical staff, Non-medical staff, administrators of Hospital, so that Pharmacovigilance can be done.

And another way is to get the correct response by the consumer that is the patient in public. By giving education to the patient and patient care taken about the medicine and disease the medication adherence can be achieved.

ROLL NO. 05 DATE Pg. No.: NFO202005  
 CLASS Pharm D 1<sup>st</sup> Year  
 STUDENT'S NAME: Faisa Ameen Syed

Topic: Boosting public confidence in pharmacovigilance

Pharmacovigilance is the science and activities of detecting, assessment and prevention of the adverse drug reactions or any problems associated with medicines. Pharmacovigilance being the central part of all the activities play a pivotal role in reporting and detection of the adverse drug reactions.

Aims and scope of pharmacovigilance:-

- \* Patient care:- to improve the patient health related to medications among medical and para-medical intervention.
- \* Public health:- to improve the public health by preventing undesirable adverse effects.
- \* Assessment of risk, benefit and harm:- Pharmacovigilance plays an important role in if the defined what benefit or harm and also determines the severity of the adverse drug reactions.

Why do we need pharmacovigilance?

- \* To humanisation concerns
- \* Adverse drug reactions may cause sudden death.

ROLL NO. 405 DATE: 21/09/2023  
 CLASS Pharm D 1<sup>st</sup> Year  
 STUDENT'S NAME: BH Sai Shamp.

Topic: "Boosting Public Confidence in Pharmacovigilance"

Introduction:  
 Pharmacovigilance is the science and activities related to collection, detection, assessment, understanding and prevention of any adverse event, any further drug related problems.

Adverse drug reaction is defined as any unwanted reaction which is nocuous and unintended and which occurs at dose normally used for the diagnosis, prevention of any disease or any other physiological function.

Adverse drug event is defined as medical occurrence which occurs spontaneously and not necessarily causally related.

Adverse drug event can be assessed by the causality assessment. It defines / assess the relationship between the drug, treatment and an event which includes:

- Opinion of experts / clinical judgement
- Algorithm scale which is the naranges scale and is highly probable, likely, possible, unlikely, nonclassifiable
- Harburg and seizer scale is also involved for identifying the adverse drug reaction.

The aims of pharmacovigilance include:

- To detect the known / unknown adverse
- To assess the adverse when severe or ↑ in dose
- Estimation between benefit / risk analysis.

\* Need of pharmacovigilance in boosting public:

- \* To improve the public health & safety
- \* To improve the patient health & safety
- \* To encourage the patient and to share the benefit risk analysis by the pharmacist.
- \* To create the awareness to the public by conducting some community

**Samples of Essay writing competition**

**E-ESSAY COMPETITION**

**21-09-2023**

### Name

6 responses

Abhijit Tanaji Jankar

Dr Shivakumar S Inamdar

Yashwanth N B

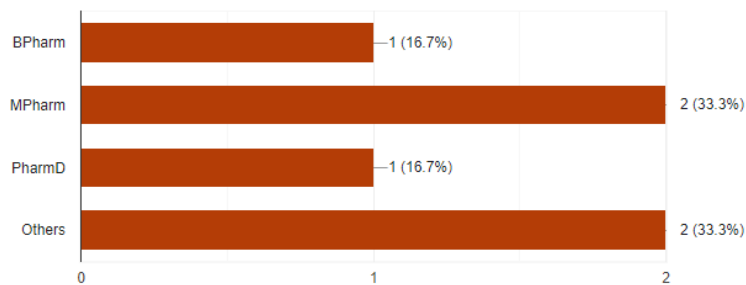
Dr Pooja Shivashimpar

Galigutta Reddikumar Reddy

vismitha varghese

### Course

6 responses



## Participation based on Designation

### Name of the College

6 responses

Shree Saraswati institute of pharmacy

H.K.E.S's Matoshree Taradevi Rampure Institute of Pharmaceutical Sciences, Kalaburagi

SET'S COLLEGE OF PHARMACY DHARWAD

Ayurveda Mahavidyalaya and hospital Hubballi

National Institute of Pharmaceutical Education and Research, Guwahati

national institute for pharmaceutical research and education

**Participation of students and professor from various affiliated universities across India.**



**SHORT MOVIE COMPETITION**

**22-09-2023**

# SHORT VIDEO COMPETITION





**Samples of short movie competition held on the eve of  
3<sup>rd</sup> National Pharmacovigilance Week**

# ANIMATION COMPETITION

## 22-09-2023

Name

2 responses

Sahil Vijay Sandaye

Animation vedio

Name of the College

2 responses

Shree Saraswati Institute of Pharmacy , Tondavali , Kankvali

Sharadchandra Pawar college of Pharmacy, Otur, dumbarwadi, tal-junnar



**Samples of Animation Video Competition**

# **ORAL PRESENTATION COMPETITION**

**22-09-2023**

In view of 3rd National Pharmacovigilance Week, Students of KLE College of Pharmacy, Hubballi actively participated in an Oral Presentation Competition regarding the “Boosting Public Confidence In Pharmacovigilance”. Total of More than 100 students benefited from this event.





**GUEST LECTURE**

**22-09-2023**





**KLE**  
EMPOWERING PROFESSIONALS

**KLE COLLEGE OF PHARMACY**  
Vidyanagar, Hubballi - 580031  
A constituent unit of KLE Academy of Higher Education and Research, Belagavi.










**3<sup>rd</sup> National Pharmacovigilance Week-2023**  
From 17<sup>th</sup> - 23<sup>rd</sup> September 2023.  
Adverse Drug Reactions Monitoring Centre, Department of Pharmacy Practice,  
Pharmacovigilance Program of India (PvPI), Indian Pharmacopoeia Commission  
Ministry of Health & Family Welfare, Government of India.

22 SEPTEMBER 2023

FRIDAY  
02:30 PM

**Organizing Guest Lecture on**  
**"Boosting Public Confidence in Pharmacovigilance"**

RESOURCE PERSON  
**Dr. Sanjay Neeralagi**  
MBBS, MD  
General Medicine  
KIMS, Hubli





**CHIEF PATRON**  
**Dr. Prabhakar B. Kore**  
Hon'ble Chancellor,  
KAHER, Belagavi.



**PATRON**  
**Dr. Nitin M. Gangane**  
Vice Chancellor,  
KAHER, Belagavi.



**PATRON**  
**Dr. M. S. Ganachari**  
Registrar,  
KAHER, Belagavi.

**ORGANIZING COMMITTEE**

**CHIEF CO-ORDINATOR**  
**Dr. A. H. M. Viswanatha Swamy**  
Professor and Principal  
KLECOP, Hubballi.

**CO-ORDINATOR**  
**Dr. Sanatkumar B. Nyamagoud**  
Assistant Professor,  
KLECOP, Hubballi.

**EXECUTIVE MEMBERS**  
**Dr. J. S. Hiremath**  
**Dr. Abhishek B J**

In view of 3<sup>rd</sup> National Pharmacovigilance Week, Guest Lecture was organised in KLE College of Pharmacy, Hubballi by Dr. Sanjay Neeralagi. Sir discussed about How to Boost the public to report ADR. The session benefited more than 150+ students.



# **QUIZ COMPETITION**

**23-09-2023**



In view of 3<sup>rd</sup> National Pharmacovigilance Week, Quiz was organised in KLE College of Pharmacy, Hubballi by Dr. G.A. Hampannavar and Dr. Santosh B Patil were the judges. The theme of the quiz was about How to Boost the public to report ADR. Total of 27 students took part in this event.

**SENSITIZATION AND AWARENESS**

**23-09-2023**



In view of the 3<sup>rd</sup> National Pharmacovigilance Week, several teams of PharmD IV Year students from KLE College of Pharmacy, Hubballi visited various community pharmacies and hospitals and created awareness regarding “Boosting Public Confidence In Pharmacovigilance” in health professionals and distributed handouts and posters

**VALEDICTORY**

**23-09-2023**



KLE College of Pharmacy, Hubballi  
Vidyanagar, Hubballi-580031

A Constituent unit of KLE Academy of Higher Education and Research, Belagavi  
(Deemed-to-be-University)

Reaccredited 'A+' Grade by NAAC Placed in category 'A' by MHRD, Govt. of India.



Adverse Drug Reaction Monitoring Centre,  
Department of Pharmacy Practice  
In collaboration with Indian Pharmacopoeia Commission,  
National Coordination Centre,  
Pharmacovigilance Programme of India (PvPI),  
Ministry of Health & Family Welfare, Government of India.

**3<sup>rd</sup> National Pharmacovigilance Week**  
**17<sup>th</sup> to 23<sup>rd</sup> September, 2023**  
**“VALEDICTORY PROGRAMME”**

Sl. No.	Event	Speaker / Faculty In-charge	Timings
1.	Invocation song	Ms. Manisha and Team	03.00 to 03.05 PM
2.	Welcome Address	Dr. Vijay Meti	03.05 to 03.10 PM
3.	Overview of 3 <sup>rd</sup> Pharmacovigilance Week 2023	Dr. Sanatkumar B Nyamagoud	03.10 to 03.20 PM
4.	Lighting of Lamp	Dignitaries on the Dias	03.20 to 03.25 PM
5.	Welcome Dance	Manasa Desai	03.25 to 03.30 PM
6.	Introduction of Chief Guest	Dr. Abhishek B J	03.30 to 03.35 PM
7.	Inaugural Address	Shree. Dayanand Angadi	03.35 to 04.00 PM
8.	Distribution of Certificates	Chief Guest and President	04.00 to 04.30 PM
9.	Presidential Remarks	Dr. A.H.M. Viswanatha Swamy	04.30 to 04.45 PM
10.	Feedback of Participants		04.45 to 04.50 PM
11.	Vote of Thanks	Ms. Sushmita Hiremath	04.50 to 04.55 PM
12.	National Anthem		04.55 to 05.00 PM
13.	Group Photograph		05.00 to 05.05 PM







Certificate distribution to all the winners and participants by Valedictory function Guest of Honor Dr. Swamy Kalasurmath MBBS, MD. Professor, Dept of General Medicine, SDM Medical College and RC and Chief Guest Mr. Dayanand Kadadevar, Drug Inspector, Hubli Dharwad.

# KLE College of Pharmacy

**(Re-Accredited by NAAC, NBA, Approved by -AICTE, PCI New Delhi)**

[Declared as Deemed-to-be-University under section 3 of the UGC Act, 1956 vide Government of India Notification No. F.9-19/2000-U.3(A)]

**P.B.No. 1062, 2<sup>nd</sup> Block, Rajajinagar, Bengaluru - 560 010, Karnataka, India.**

**☎ 080-23325611 FAX No.: 080-23425373 Web :http://klepharmblr.orgE-**

**mail:princpharmblr@kledeemeduniversity.edu.in**

### 3.1.5 College has the Research facilities: \*


#### Instrumentation Room



#### Instrumentation Room



#### Pilot Plant

#### Pilot Plant



#### BSRC

#### BSRC



  
**Principal**  
**KLE College of Pharmacy**  
**Bengaluru-560 010**

# KLE College of Pharmacy

(Re-Accredited by NAAC, NBA, Approved by -AICTE,PCI New Delhi)

[Declared as Deemed-to-be-University under section 3 of the UGC Act, 1956 vide Government of India Notification No. F.9-19/2000-U.3(A)]

P.B.No. 1062, 2<sup>nd</sup> Block, Rajajinagar, Bengaluru - 560 010, Karnataka, India.


☎ 080-23325611 FAX No.: 080-23425373 Web :<http://klepharmblr.org>E-

mail:princpharmblr@kledeemeduniversity.edu.in

### 3.1.5 College has the Animal house facility\*



Animal House Entrance



CCSEA Committee



Quarantine area



Quarantine area



Quarantine area



Quarantine area



  
Principal  
KLE College of Pharmacy  
Bengaluru-560 010

# KLE College of Pharmacy

**(Re-Accredited by NAAC, NBA, Approved by -AICTE,PCI New Delhi)**

[Declared as Deemed-to-be-University under section 3 of the UGC Act, 1956 vide Government of India Notification No. F.9-19/2000-U.3(A)]

**P.B.No. 1062, 2<sup>nd</sup> Block, Rajajinagar, Bengaluru - 560 010, Karnataka, India.**


**☎ 080-23325611 FAX No.: 080-23425373 Web :http://klepharmblr.org-E-**

**mail:princpharmblr@kledeemeduniversity.edu.in**


### 3.1.5 College has the Medicinal Garden facility\* Medicinal Garden



**Medicinal Garden**



**Medicinal Plants**




**Medicinal Garden**



**Medicinal Plants**



**Bengaluru,KA,India**  
17th Main Road, Rajaji Nagar, Bengaluru, 560010, KA, India  
28/09/2023 11:45 AM GMT+05:30  
Medicinal - Garden Dhanvantari



**Medicinal Plants**



  
**Principal**  
**KLE College of Pharmacy**  
**Bengaluru-560 010**

# KLE College of Pharmacy

(Re-Accredited by NAAC, NBA, Approved by -AICTE, PCI New Delhi)

[Declared as Deemed-to-be-University under section 3 of the UGC Act, 1956 vide Government of India Notification No. F.9-19/2000-U.3(A)]

P.B.No. 1062, 2<sup>nd</sup> Block, Rajajinagar, Bengaluru - 560 010, Karnataka, India.

☎ 080-23325611 FAX No.: 080-23425373 Web :<http://klepharmblr.org>E-

mail:princpharmblr@kledeemeduniversity.edu.in

### 3.1.5 College has the Museums\* Crude Drugs



Bengaluru, KA, India  
17th Main Road, Rajaji Nagar, Bengaluru, 560010, KA, India  
25/05/2023 11:07 AM GMT+05:30  
Museum - Crude Drugs



Bengaluru, KA, India  
17th Main Road, Rajaji Nagar, Bengaluru, 560010, KA, India  
25/05/2023 11:08 AM GMT+05:30  
Museum - Crude Drugs



Bengaluru, KA, India  
17th Main Road, Rajaji Nagar, Bengaluru, 560010, KA, India  
25/05/2023 11:10 AM GMT+05:30  
Museum - Dispensing Counter



Bengaluru, KA, India  
17th Main Road, Rajaji Nagar, Bengaluru, 560010, KA, India  
26/05/2023 11:11 AM GMT+05:30  
Museum - Dispensing Counter



Bengaluru, Karnataka, India  
1059, 2nd Block, Rajajinagar, Bengaluru, Karnataka 560010, India  
Lat 12.995891°  
Long 77.553386°  
30/06/23 10:31 AM GMT +05:30  
Facilities Museum



Bengaluru, Karnataka, India  
1059, 2nd Block, Rajajinagar, Bengaluru, Karnataka 560010, India  
Lat 12.995873°  
Long 77.553331°  
30/06/23 10:31 AM GMT +05:30  
Facilities Museum



Principal  
KLE College of Pharmacy  
Bengaluru-560 010

# **KLE College of Pharmacy**

**(Re-Accredited by NAAC, NBA, Approved by -AICTE,PCI New Delhi)**

[Declared as Deemed-to-be-University under section 3 of the UGC Act, 1956 vide Government of India Notification No. F.9-19/2000-U.3(A)]


P.B.No. 1062, 2<sup>nd</sup> Block, Rajajinagar, Bengaluru - 560 010, Karnataka, India.

☎ 080-23325611 **FAX No.:** 080-23425373 **Web :** <http://klepharmblr.org>-

**mail:** [princpharmblr@kledeemeduniversity.edu.in](mailto:princpharmblr@kledeemeduniversity.edu.in)

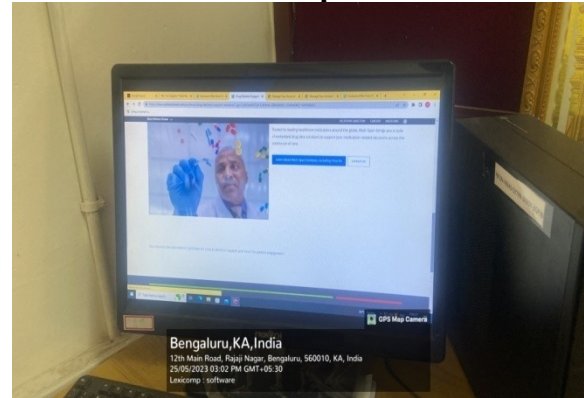
### 3.1.5 College has the Health informatics and Statistical database facilities: \*

**Lexicomp**

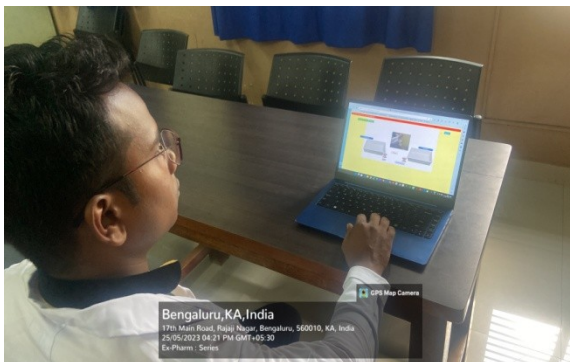


**Ex-Pharm Series**

**Lexicomp**



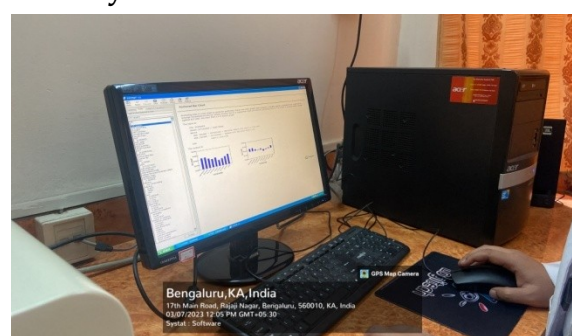
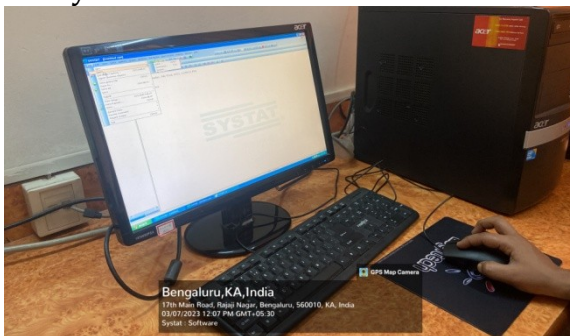
**Ex-Pharm Series**



**Systat Software**



**Systat Software**



  
Principal  
KLE College of Pharmacy  
Bengaluru-560 010



 **GPS Map Camera**

**Belagavi, Karnataka, India**

JNMC CAMPUS, Nehru Nagar, Nehru Nagar, Belagavi, Karnataka 590010, India

Lat 15.88611°

Long 74.519822°

15/12/23 03:24 PM GMT +05:30

Google



# RESEARCH LAB

Bags, Mobile Phone not allowed inside the lab.

## Research and Electro-Diagnosis Lab.

GPS Map Camera



**Belagavi, KA, India**

Bharat Ratna Dr Babasaheb Ambedkar Road, Nehru  
Nagar, Belagavi, 590010, KA, India


Lat 15.886221, Long 74.519816

15/12/2023 03:29 PM GMT+05:30

Note : Captured by GPS Map Camera





GPS Map Camera



**Belagavi, KA, India**  
Nehru Nagar, Belagavi, 590010, KA, India  
Lat 15.886505, Long 74.519867  
15/12/2023 03:37 PM GMT+05:30  
Note : Captured by GPS Map Camera





 GPS Map Camera



**Belagavi, KA, India**  
Nehru Nagar, Belagavi, 590010, KA, India  
Lat 15.886444, Long 74.519863  
15/12/2023 03:57 PM GMT+05:30  
Note : Captured by GPS Map Camera



 GPS Map Camera



## Belagavi, KA, India

Nehru Nagar, Belagavi, 590010, KA, India

Lat 15.886624, Long 74.519384


15/12/2023 03:59 PM GMT+05:30

Note : Captured by GPS Map Camera

 Maps




 GPS Map Camera



**Belagavi, KA, India**  
Nehru Nagar, Belagavi, 590010, KA, India  
Lat 15.886425, Long 74.519876  
15/12/2023 04:00 PM GMT+05:30  
Note : Captured by GPS Map Camera



**GPS Map Camera**



**Belagavi, Karnataka, India**

**4, Yellur Rd, near KLE Hospital, Vadagoan, Belagavi,  
Karnataka 590005, India**

**Lat 15.817448°**

**Long 74.517742°**

**20/06/23 04:02 PM GMT +05:30**



 **GPS Map Camera**


**Belagavi, Karnataka, India**

**4, Yellur Rd, near KLE Hospital, Vadagoan, Belagavi,  
Karnataka 590005, India**

**Lat 15.817418°**

**Long 74.517675°**

**19/06/23 02:44 PM GMT +05:30**





**GPS Map Camera**


**Belagavi, Karnataka, India**

**RG99+74C, Yellur Rd, Belagavi, Karnataka 590005, India**

**Lat 15.818123°**

**Long 74.51747°**

**19/06/23 02:24 PM GMT +05:30**







**GPS Map Camera**


**Belagavi, Karnataka, India**

**RG99+J5R, Yellur Rd, Anand Nagar, Vadagoan, Belagavi,  
Karnataka 590005, India**

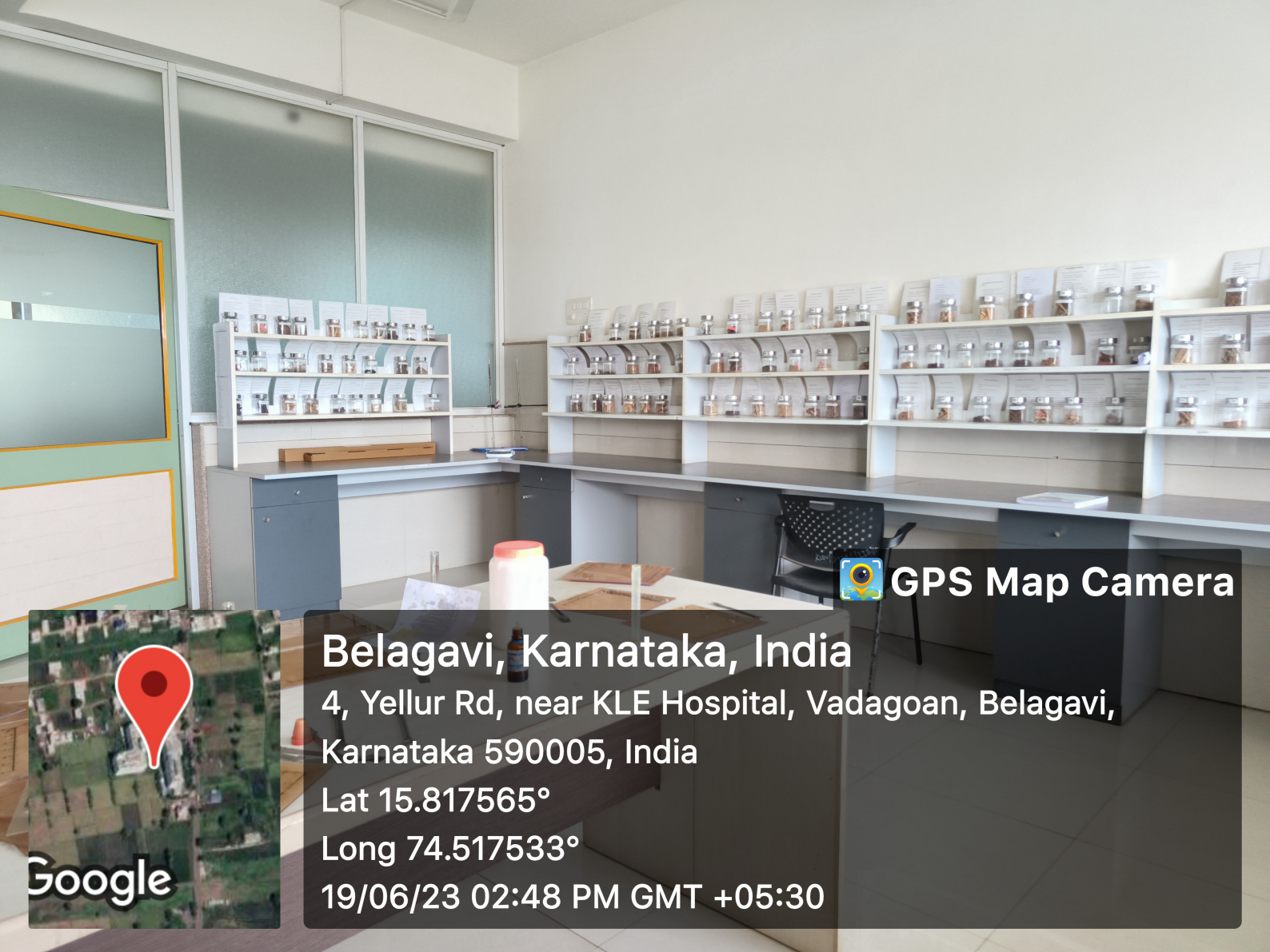
**Lat 15.818996°**

**Long 74.517173°**

**19/06/23 02:27 PM GMT +05:30**



**Google**



**GPS Map Camera**


**Belagavi, Karnataka, India**

**4, Yellur Rd, near KLE Hospital, Vadagoan, Belagavi,  
Karnataka 590005, India**

**Lat 15.817565°**

**Long 74.517533°**

**19/06/23 02:48 PM GMT +05:30**



**Google**



 **GPS Map Camera**


**Belagavi, Karnataka, India**

**4, Yellur Rd, near KLE Hospital, Vadagoan, Belagavi,  
Karnataka 590005, India**

**Lat 15.817614°**

**Long 74.517729°**

**19/06/23 02:43 PM GMT +05:30**





 **GPS Map Camera**

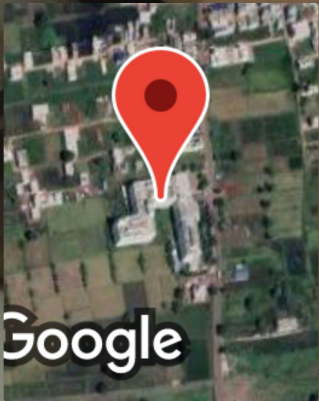
**Belagavi, Karnataka, India**

**RG99+74C, Yellur Rd, Belagavi, Karnataka 590005, India**

**Lat 15.817979°**

**Long 74.517484°**

**19/06/23 02:30 PM GMT +05:30**



**Google**



KLE BELAGAVI - KNOWLEDGE, SERVICE AND PROGRESS  
(SOMYI - SHI - SHIKSHI)



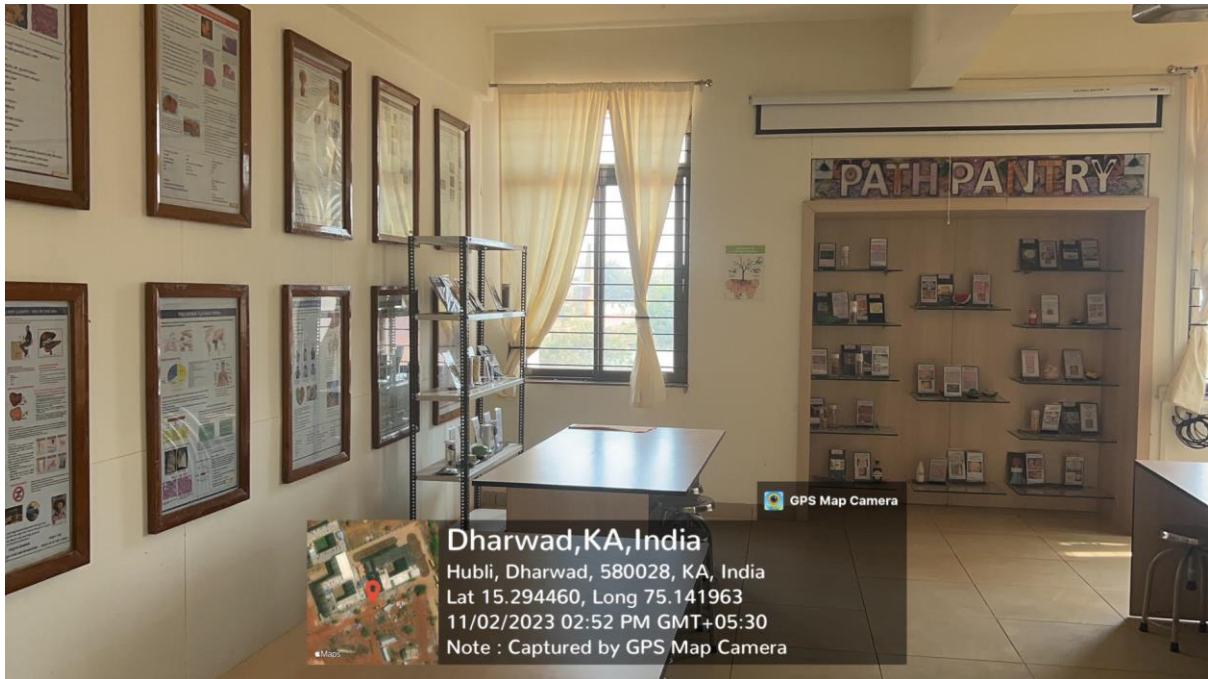
**KLE HOMOEPATHIC MEDICAL  
COLLEGE & HOSPITAL  
BELAGAVI**

**HOMOEPATHIC PHARMACY  
MEDICAL GARDEN**



GPS Map Camera

## Museum geo- tagged Photos



Department of Pathology Research Laboratory- Geo tagged photos

## Research laboratory Geo-tagged photos





# KAHER'S JAGADGURU GANGADHAR MAHASWAMIGALU MOORUSAVIRMATH MEDICAL COLLEGE

**Kundagol Cross, Kotagondhunshi,  
Hubballi-580028.**

## Department of Anatomy

(A Constituent unit of KLE Academy of Higher Education & Research (Deemed-to-be-University), Belagavi)

Website: <https://klejgmmmc.edu.in/> Email: [infojgmmmc@kledeemeduniversity.edu.in](mailto:infojgmmmc@kledeemeduniversity.edu.in)

Department of Anatomy-Museum geo tagged photo




*[Handwritten Signature]*  
**Professor & Head  
Department of Anatomy  
KAHER's Jagadguru Gangadhar Mahaswamigalu  
Gabbur Cross, Kotagondhunshi,  
Hubballi-580028.**






 GPS Map Camera



Kotgondhuni, Karnataka, India  
74VR+VRP, Kotgondhuni, Karnataka 580024, India  
Lat 15.294323°  
Long 75.141745°  
04/11/23 11:54 AM GMT +05:30

Google

Type text here



 **GPS Map Camera**




**Kotgondhuni, Karnataka, India**  
**74VR+VRP, Kotgondhuni, Karnataka 580024, India**  
**Lat 15.294562°**  
**Long 75.142162°**  
**20/11/23 12:20 PM GMT +05:30**



 **GPS Map Camera**

**Kotgondhuni, Karnataka, India**  
**74VR+VRP, Kotgondhuni, Karnataka 580024, India**  
**Lat 15.294562°**  
**Long 75.142162°**  
**20/11/23 12:20 PM GMT +05:30**



**Google**



 **GPS Map Camera**



**Kotgondhuni, Karnataka, India**  
**74VR+VRP, Kotgondhuni, Karnataka 580024, India**  
**Lat 15.294738°**  
**Long 75.142221°**  
**20/11/23 12:21 PM GMT +05:30**

# MUSEUM

PHARMACOLOGY | MICROBIOLOGY  
COMMUNITY MEDICINE

Department of C

 GPS Map Camera

Kotgondhuni, Karnataka, India

74VR+VRP, Kotgondhuni, Karnataka 580024, India

Lat 15.294562°

Long 75.142162°

20/11/23 12:20 PM GMT +05:30




Google



 **GPS Map Camera**

**Kotgondhuni, Karnataka, India**  
**74VR+VRP, Kotgondhuni, Karnataka 580024, India**  
**Lat 15.294694°**  
**Long 75.142241°**  
**20/11/23 12:21 PM GMT +05:30**





 **GPS Map Camera**



**Kotgondhuni, Karnataka, India**

**74VR+VRP, Kotgondhuni, Karnataka 580024, India**

**Lat 15.294748°**

**Long 75.14215°**

**20/11/23 12:21 PM GMT +05:30**

Department of Community Medicine -Museum geo tagged photos



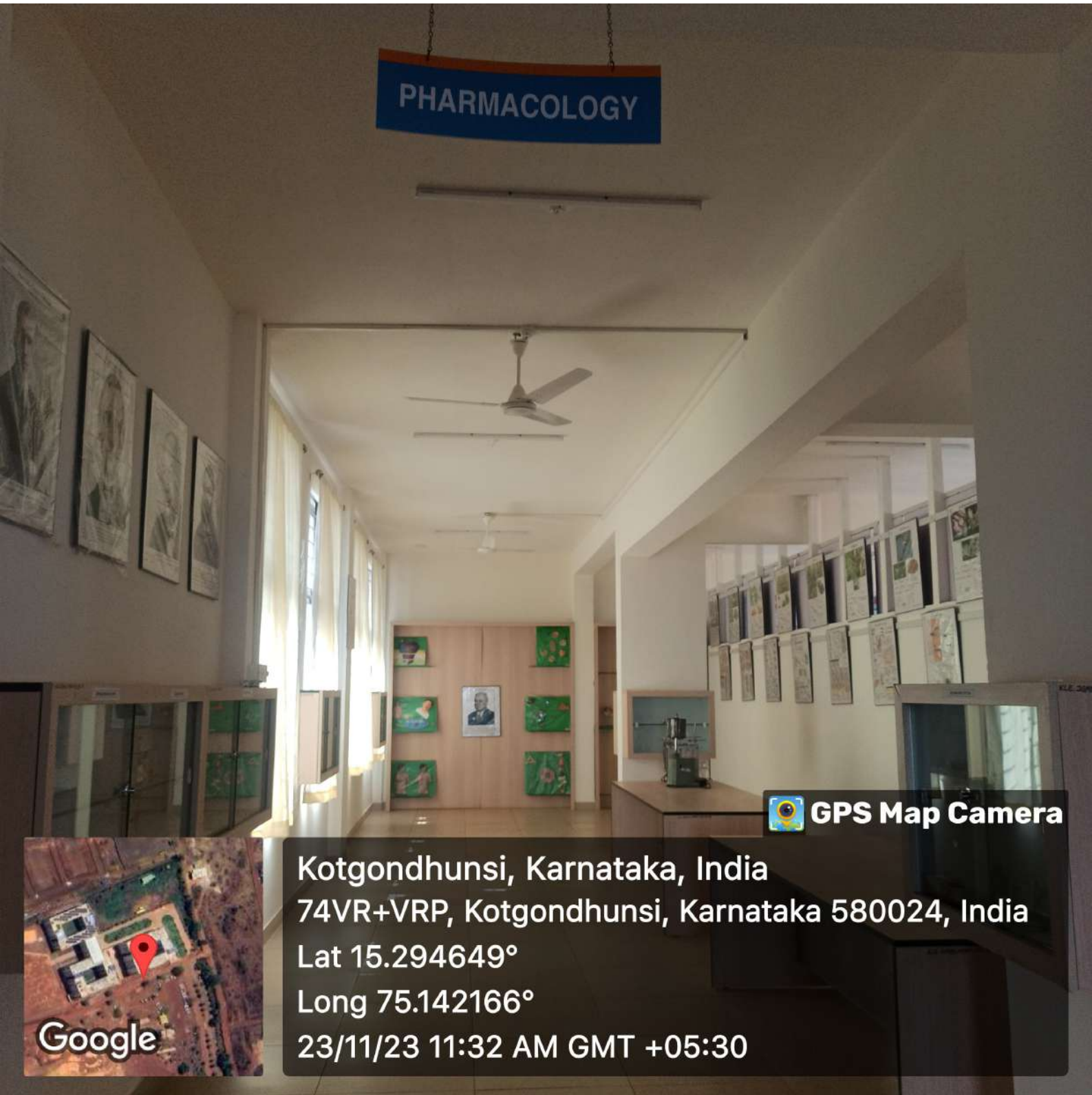
 **GPS Map Camera**



**Kotgondhuni, Karnataka, India**  
**74VR+VRP, Kotgondhuni, Karnataka 580024, India**  
**Lat 15.294562°**  
**Long 75.142162°**  
**20/11/23 12:20 PM GMT +05:30**



Department of Pharmacology Museum geo tagged photos



PHARMACOLOGY

 **GPS Map Camera**


Kotgondhuni, Karnataka, India

74VR+VRP, Kotgondhuni, Karnataka 580024, India

Lat 15.294649°


Long 75.142166°


23/11/23 11:32 AM GMT +05:30



Google




 **GPS Map Camera**




**Kotgondhuni, Karnataka, India**  
**74VR+VRP, Kotgondhuni, Karnataka 580024, India**  
**Lat 15.294588°**  
**Long 75.142183°**  
**20/11/23 12:13 PM GMT +05:30**

**Google**





 **GPS Map Camera**



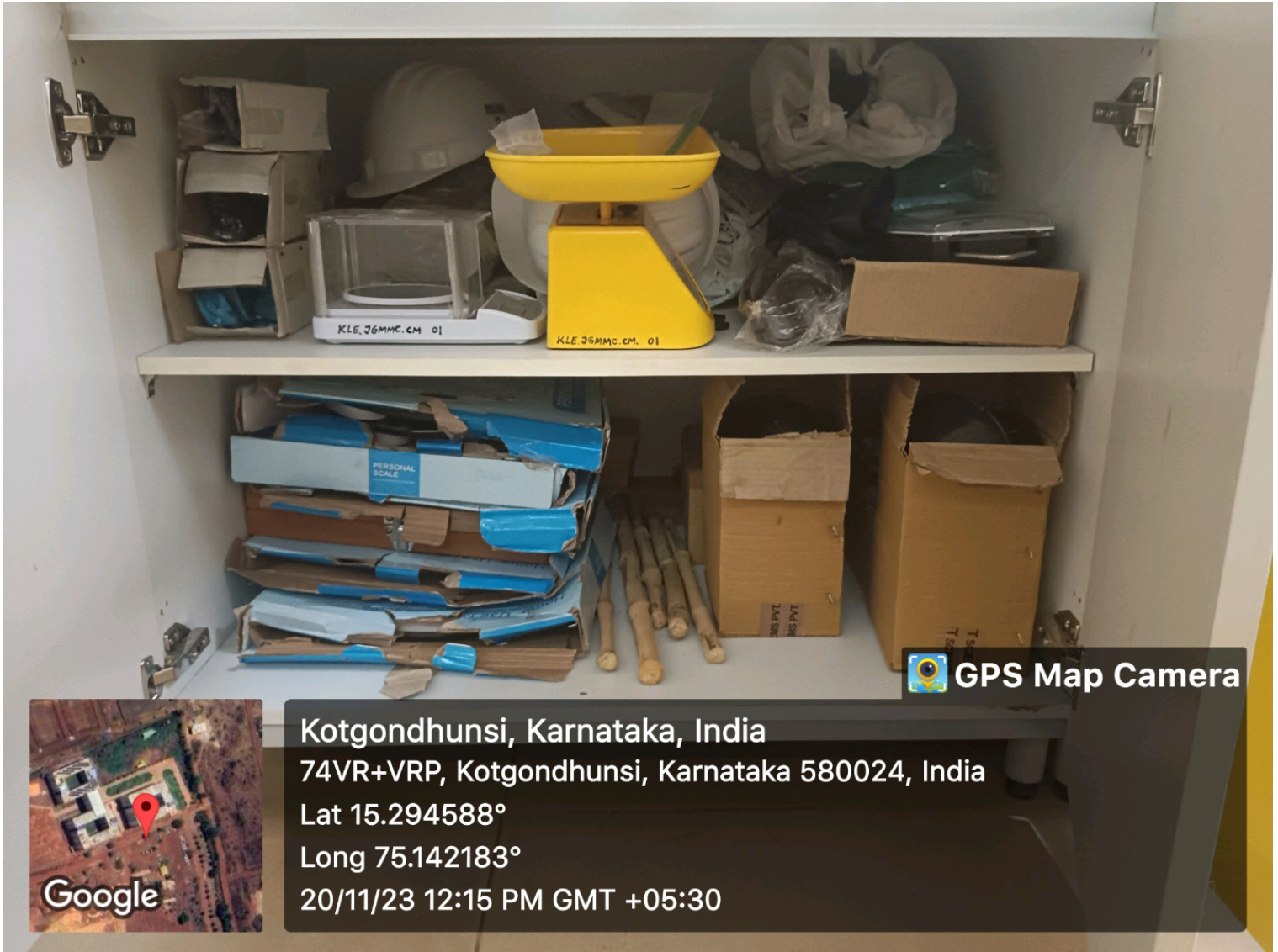
**Department of Pathology - Museum**  
**Kotgondhuni, Karnataka, India**  
**74VR+VRP, Kotgondhuni, Karnataka 580024, India**  
**Lat 15.294588°**  
**Long 75.142183°**  
**20/11/23 12:13 PM GMT +05:30**





 **GPS Map Camera**



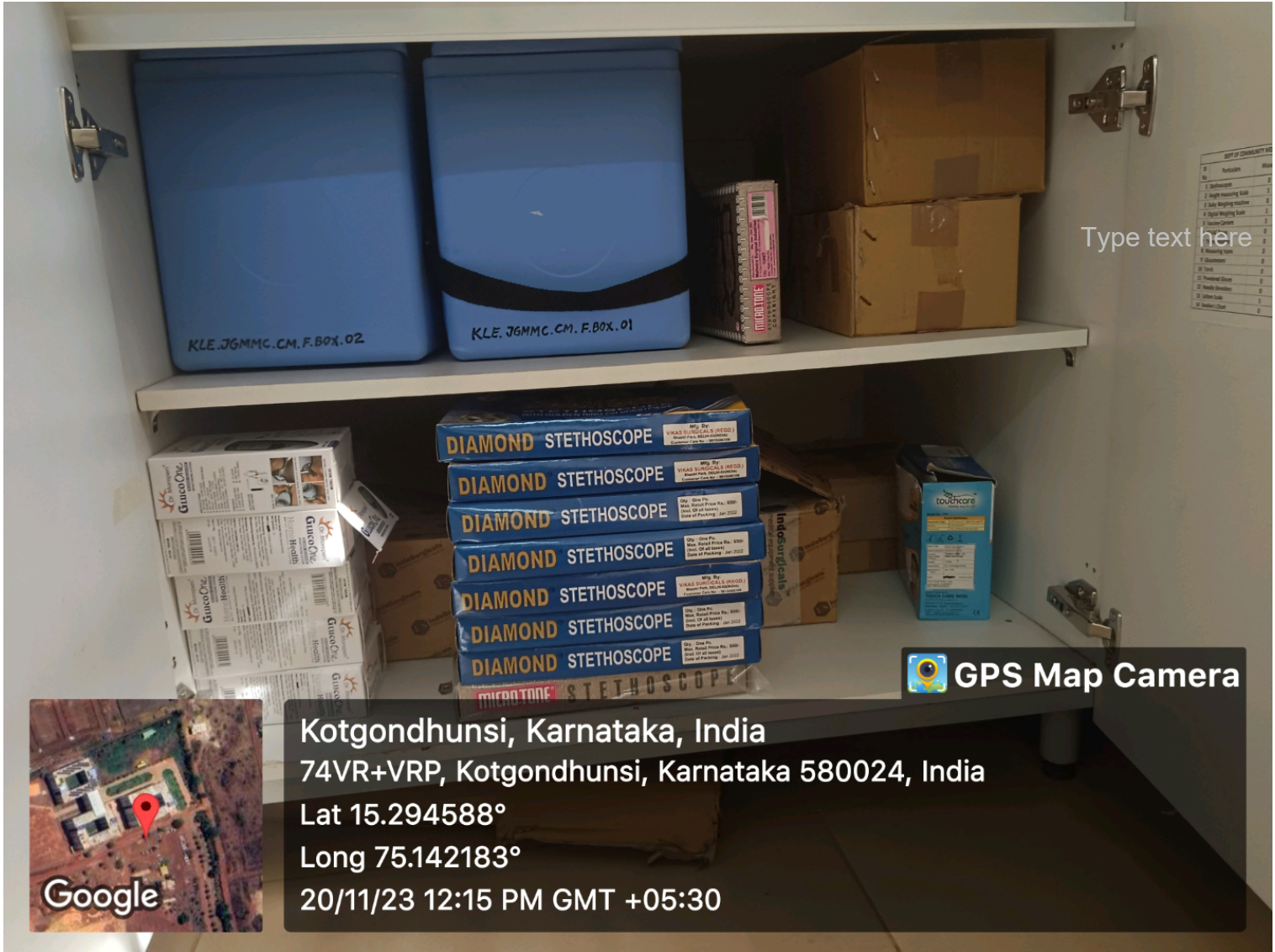
**Kotgondhuni, Karnataka, India**  
**74VR+VRP, Kotgondhuni, Karnataka 580024, India**  
**Lat 15.294588°**  
**Long 75.142183°**  
**20/11/23 12:14 PM GMT +05:30**



 **GPS Map Camera**



**Kotgondhuni, Karnataka, India**  
**74VR+VRP, Kotgondhuni, Karnataka 580024, India**  
**Lat 15.294588°**  
**Long 75.142183°**  
**20/11/23 12:15 PM GMT +05:30**




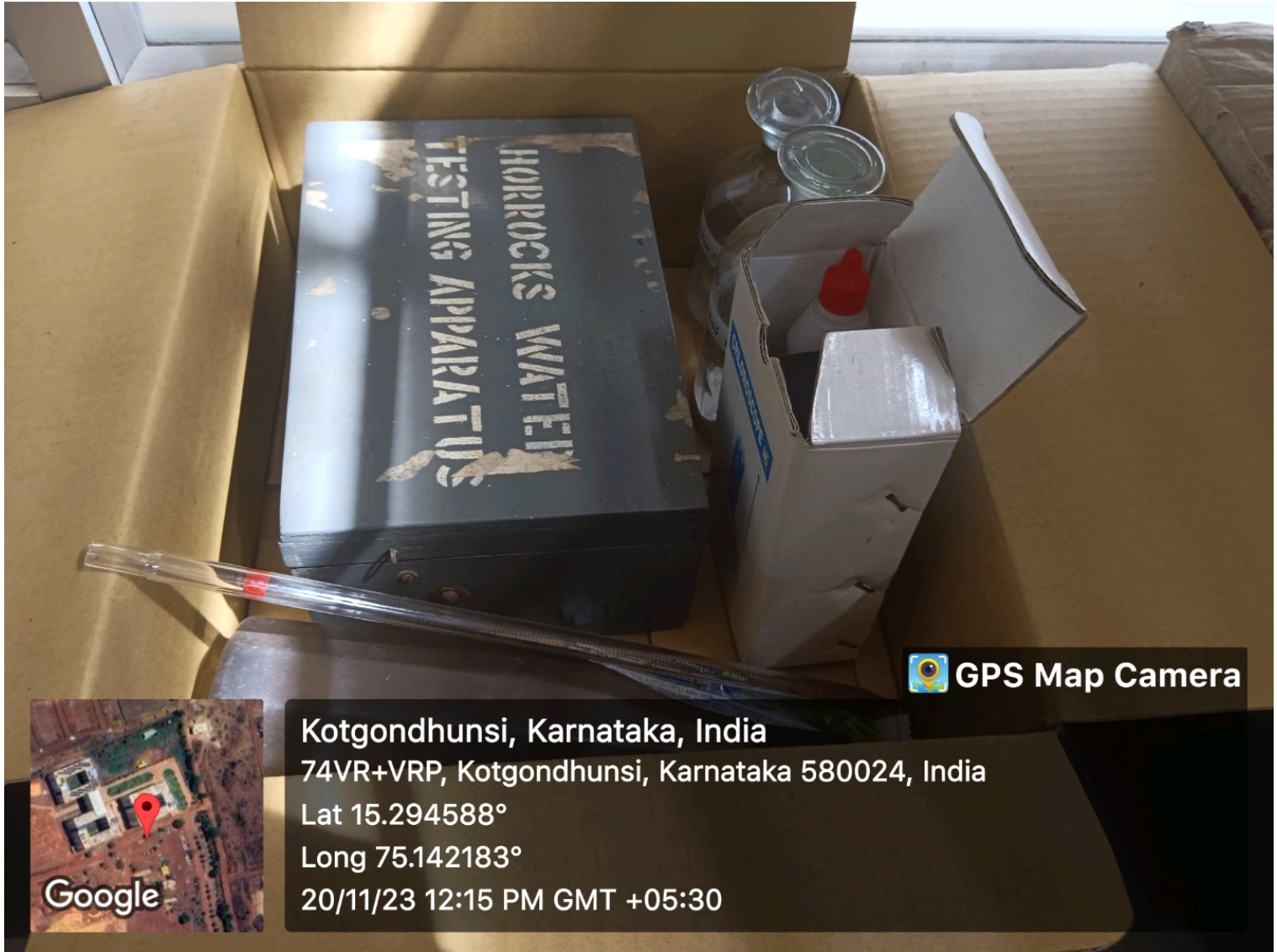
Type text here


DEPT OF CHEMISTRY	
Sr	Particulars
1	Particulars
2	Particulars
3	Particulars
4	Particulars
5	Particulars
6	Particulars
7	Particulars
8	Particulars
9	Particulars
10	Particulars
11	Particulars
12	Particulars
13	Particulars
14	Particulars
15	Particulars
16	Particulars
17	Particulars
18	Particulars
19	Particulars
20	Particulars


GPS Map Camera

Kotgondhuni, Karnataka, India  
 74VR+VRP, Kotgondhuni, Karnataka 580024, India  
 Lat 15.294588°  
 Long 75.142183°  
 20/11/23 12:15 PM GMT +05:30






 **GPS Map Camera**




**Kotgondhuni, Karnataka, India**  
74VR+VRP, Kotgondhuni, Karnataka 580024, India  
Lat 15.294588°  
Long 75.142183°  
20/11/23 12:15 PM GMT +05:30

Department of Community Medicine  
KLE's JGMM Medical College, Hubballi, Karnataka  
Email: namratha.d.kulk@gmail.com  
Mob: 8971780512


KLE JGMMC CM. 01

 **GPS Map Camera**





**Kotgondhuni, Karnataka, India**  
74VR+VRP, Kotgondhuni, Karnataka 580024, India  
Lat 15.294588°  
Long 75.142183°  
20/11/23 12:16 PM GMT +05:30





D

 GPS Map Camera




Kotgondhuni, Karnataka, India  
74VR+VRP, Kotgondhuni, Karnataka 580024, India  
Lat 15.294588°  
Long 75.142183°  
20/11/23 12:16 PM GMT +05:30





**GPS Map Camera**

Kotgondhuni, Karnataka, India  
74VR+VRP, Kotgondhuni, Karnataka 580024, India  
Lat 15.294562°  
Long 75.142162°  
20/11/23 12:16 PM GMT +05:30





 **GPS Map Camera**



**Kotgondhuni, Karnataka, India**  
**74VR+VRP, Kotgondhuni, Karnataka 580024, India**  
**Lat 15.294562°**  
**Long 75.142162°**  
**20/11/23 12:16 PM GMT +05:30**



**KAHER's JAGADGURU GANGADHAR MAHASWAMIGALU  
MOORUSA VIRAMATH MEDICAL COLLEGE  
GABBUR, KOTAGONDHUNSHI,  
HUBBALLI-580028**

(A Constituent unit of KLE Academy of Higher Education & Research (Deemed-to-be-University, Belagavi)  
Website: <http://klejgmmmc.edu.in> Email.com: infojgmmmc@kledeemeduniversity.edu.in


**DEPARTMENT OF FORENSIC MEDICINE & TOXICOLOGY**

Department of Forensic Medicine & Toxicology -Museum



**Kotgondhuni, Karnataka, India**  
74VR+VRP, Kotgondhuni, Karnataka 580024, India  
Lat 15.294621°  
Long 75.142217°  
30/10/23 10:44 AM GMT +05:30

Department of Forensic Medicine Research Laboratory geo tagged photos



Department of Pathology-Researchegged photos

**KAHER's JAGADGURU GANGADHAR MAHASWAMIGALU  
MOORUSAVIRMATH MEDICAL COLLEGE**

**Kundagol Cross, Kotagondhunshi,  
Hubballi-580028.**

**Department of Microbiology**


**(A Constituent unit of KLE Academy of Higher Education & Research (Deemed-to-be-  
University), Belagavi**

**Website: <https://klejgmmmc.edu.in/>**


**Email: [infojgmmmc@kledeemeduniversity.edu.in](mailto:infojgmmmc@kledeemeduniversity.edu.in) ☎ 0836-2228244**

**Department of Microbiology-Museum geo tagged Photos**

MUSEUM



MUSEUM



*Sharada C Metgud*  
Dr Sharada C Metgud  
Professor & Head  
Department of Microbiology  
KAHER's JGMM Medical College  
Gabbur Cross, Kotgondhunshi,  
HUBBALLI-28.

**KAHER's JAGADGURU GANGADHAR MAHASWAMIGALU  
MOORUSAVIRMATH MEDICAL COLLEGE**

**Kundagol Cross, Kotagondhunshi,  
Hubballi-580028.**


**Department of Microbiology  
(A Constituent unit of KLE Academy of Higher Education & Research (Deemed-to-be-  
University), Belagavi**

**Website: <https://klejgmmmc.edu.in/>**

**Email: [infojgmmmc@kledeemeduniversity.edu.in](mailto:infojgmmmc@kledeemeduniversity.edu.in) ☎0836-2228244**

---

Department of Microbiology -Research Laboratory geo tagged photos



*Sharada C Metgud*  
Dr Sharada C Metgud  
Professor and Head  
**Department of Microbiology  
KAHER's JGMM Medical College  
Gabbur Cross, Kotgondhunshi,  
HUBBALLI-28.**



**KAHER's JAGADGURU GANGADHAR MAHASWAMIGALU  
MOORUSAVIRAMATH MEDICAL COLLEGE  
GABBUR, KOTAGONDHUNSHI,  
HUBBALLI-580028**

Department of ~~Department of~~ **Physiology** geggged photos  
(A Constituent unit of KLE Academy of Higher Education & Research (Deemed-to-be-University, Belagavi))

Website: <http://klejgmmmc.edu.in>

Email.com: infojgmmmc@kledeemeduniversity.edu.in ☎ 0836-2228244

**Physiology Research**

**lab**

Department of Physiology -Research Laboratory geo tagged Photos







**KAHER's JAGADGURU GANGADHAR MAHASWAMIGALU  
MOORUSAVIRAMATH MEDICAL COLLEGE  
GABBUR, KOTAGONDHUNSHI,  
HUBBALLI-580028**

**Department of Physiology**

(A Constituent unit of KLE Academy of Higher Education & Research (Deemed-to-be-University, Belagavi)

Website: <http://klejgmmmc.edu.in>

Email.com: [infojgmmmc@kledeemeduniversity.edu.in](mailto:infojgmmmc@kledeemeduniversity.edu.in) ☎ 0836-2228244





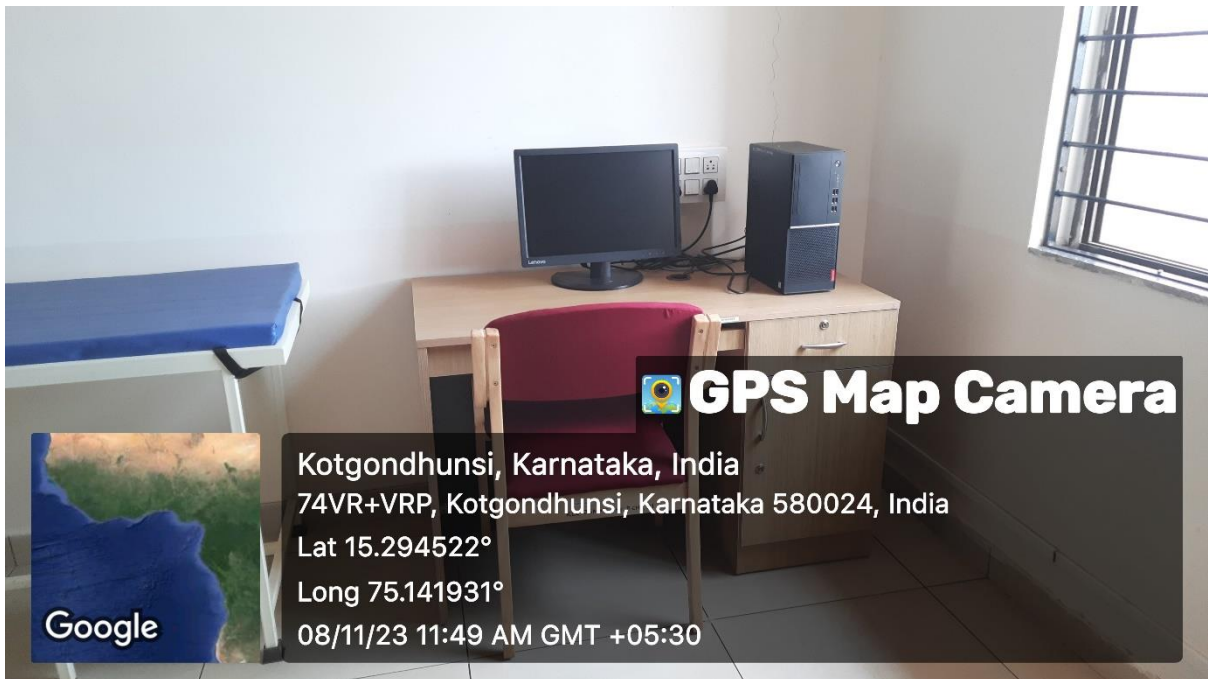
**KAHER's JAGADGURU GANGADHAR MAHASWAMIGALU  
MOORUSAVIRAMATH MEDICAL COLLEGE  
GABBUR, KOTAGONDHUNSHI,  
HUBBALLI-580028**

**Department of Physiology**

(A Constituent unit of KLE Academy of Higher Education & Research (Deemed-to-be-University, Belagavi)

Website: <http://klejgmmmc.edu.in>

Email.com: [infojgmmmc@kledeemeduniversity.edu.in](mailto:infojgmmmc@kledeemeduniversity.edu.in) ☎ 0836-2228244





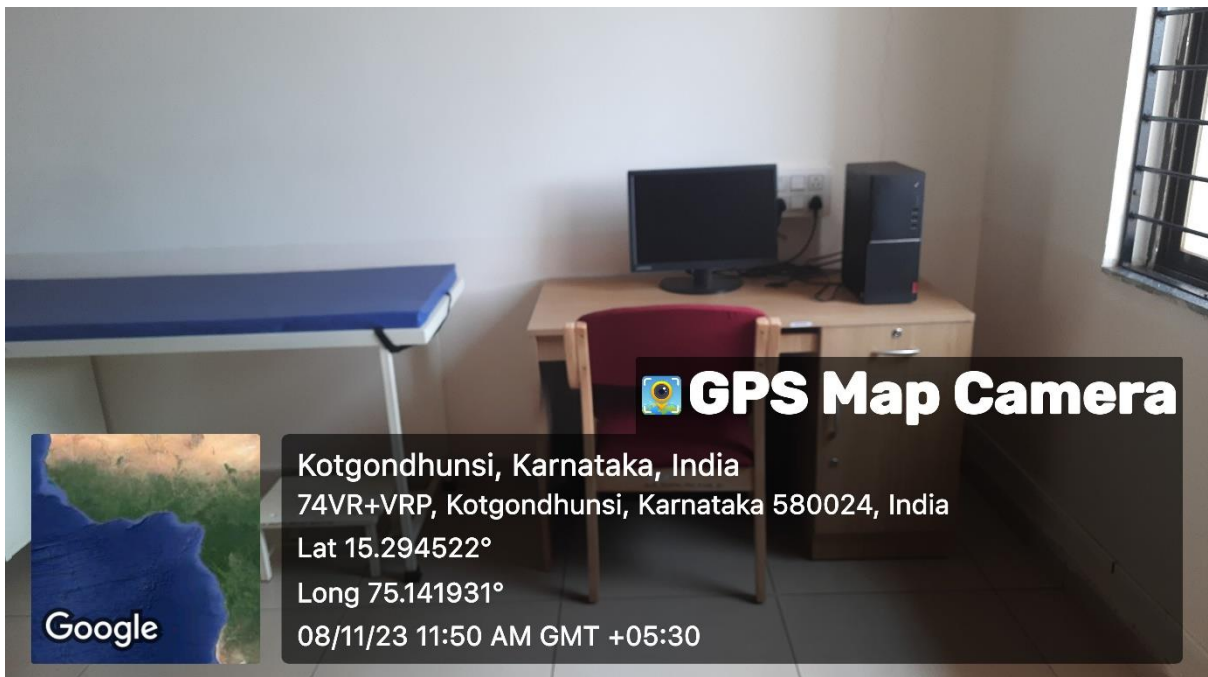
**KAHER's JAGADGURU GANGADHAR MAHASWAMIGALU  
MOORUSAVIRAMATH MEDICAL COLLEGE  
GABBUR, KOTAGONDHUNSHI,  
HUBBALLI-580028**

**Department of Physiology**

(A Constituent unit of KLE Academy of Higher Education & Research (Deemed-to-be-University, Belagavi)

Website: <http://klejgmmmc.edu.in>

Email.com: [infojgmmmc@kledeemeduniversity.edu.in](mailto:infojgmmmc@kledeemeduniversity.edu.in) ☎ 0836-2228244




## Refrigerated Centrifuge




## Thermocycler (PCR)



# Polymerase chain reaction (PCR)



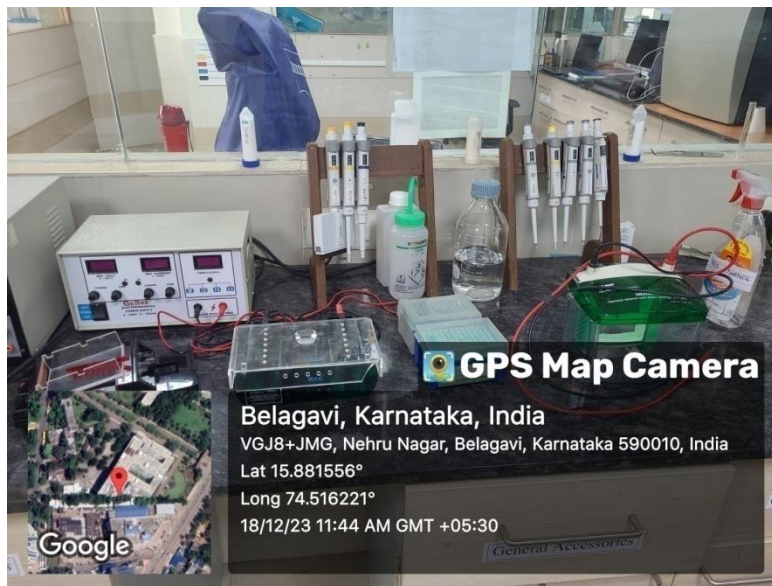
# Bio-Photometer plus



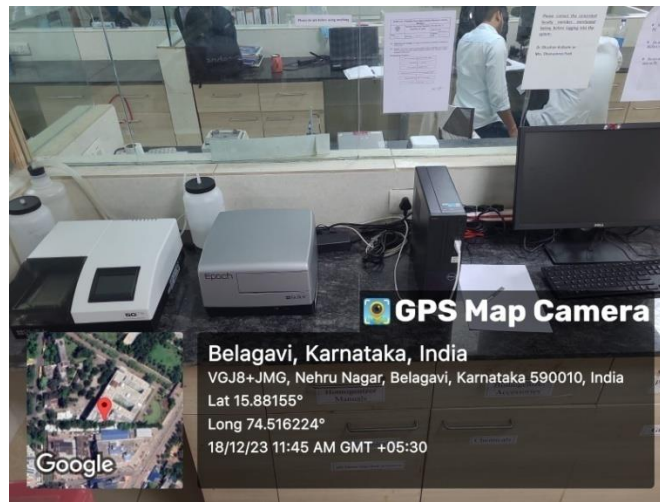
## RT-PCR (reverse transcription-polymerase chain reaction)



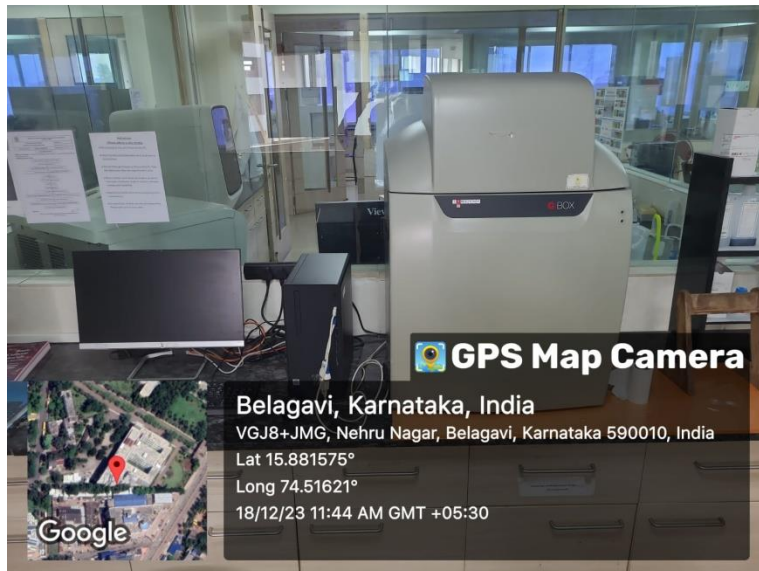
## Horizontal and Vertical electrophoresis system with Power Pack



## Microplate washer and Microplate Spectrophotometer system



## Gel Documentation System



## UV transilluminator




## Millipore Ultra-Pure Water Purification System

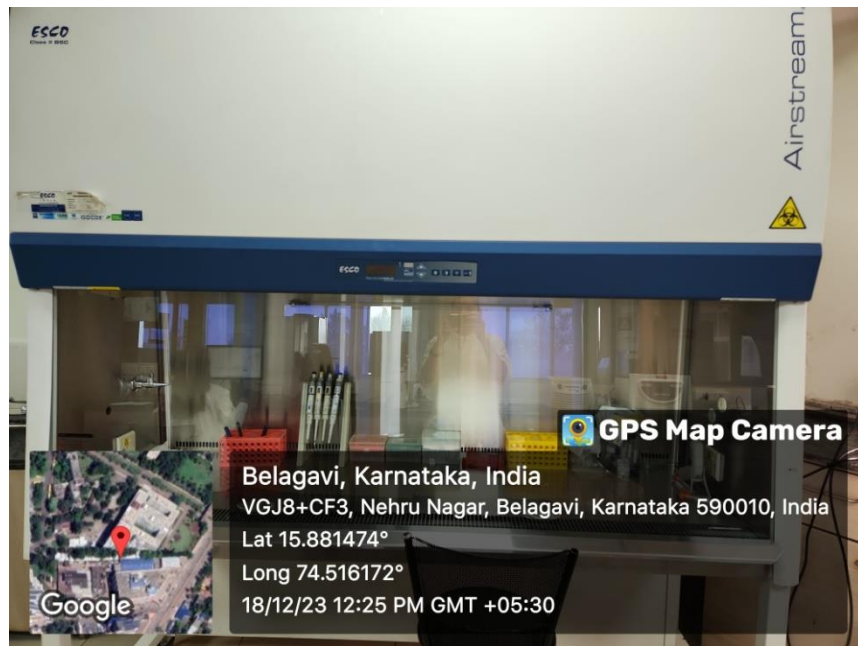




**Water Bath, CO<sub>2</sub> cylinder attached to incubator to supply 5% CO<sub>2</sub>,  
Centrifuge machine, REMI-6000rpm Eppendorf.**



### **Bio-Safety Cabinet**



## Incubator



## Inverted Microscope




# Ultra-low Temperature Freezer



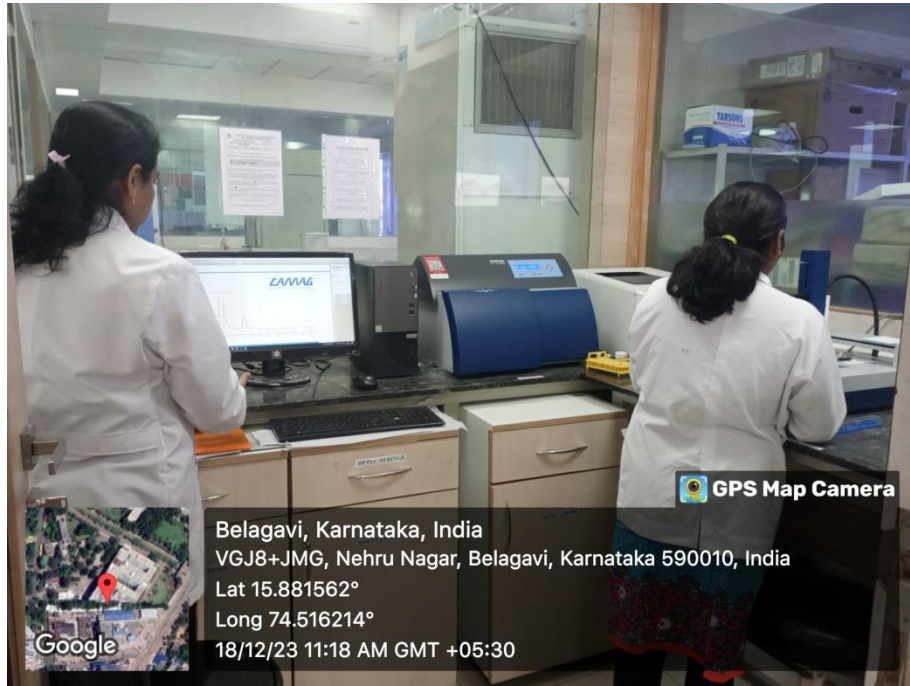
## Franz diffusion



## High Performance Liquid Chromatography



## High Performance Thin-Layer Chromatography (HPTLC)




## Atomic Absorption Spectrophotometer



## Autoclave



## Laminar air flow



## Optical microscope



## Incubator



## Incubator (Anaerobic)

