

CONSOLIDATED INCOME AND EXPENDITURE ACCOUNT
FOR THE YEAR ENDED ON 31st MARCH, 2023

PARTICULARS	Schedule	Current year 2022-23				Previous Year
		Unrestricted Funds			Restricted Fund	2021-22
		Corpus	Designated Fund	General Fund	Total	Total
INCOME						
Academic Receipts	11			4,25,24,98,708	4,25,24,98,708	3,66,83,50,218
Grants & Donations	12			25,56,06,108	25,56,06,108	25,85,10,882
Income from Investments	13			-	-	-
Other Incomes	14			71,31,84,968	71,31,84,968	21,31,53,969
TOTAL (A) ..				5,22,12,89,784	5,22,12,89,784	4,14,00,15,069
EXPENDITURE						
Staff Payment & Benefits	15			1,62,30,72,072	1,62,30,72,072	1,23,47,45,665
Academic Expenses	16			70,74,31,682	70,74,31,682	49,27,64,489
Administrative and General Expenses	17			42,35,75,240	42,35,75,240	36,73,92,091
Transportation Expenses	18			1,03,17,719	1,03,17,719	59,12,199
Repairs & Maintenance	19			13,09,42,579	13,09,42,579	11,45,60,884
Finance Costs	20			10,78,82,024	10,78,82,024	3,05,13,289
Research Activity Expenses	21			31,26,07,837	31,26,07,837	23,37,16,045
Other Expenses				-	-	-
Depreciation (As per Schedule 7)	22			21,83,98,121	21,83,98,121	19,99,03,638
TOTAL (B) ..				3,53,42,27,273	3,53,42,27,273	2,67,95,08,300
Balance being excess of Income over Expenditure (A-B) - C				1,68,70,62,512	1,68,70,62,512	1,46,05,06,768
Transfer to/from Designated fund						
Corpus Fund				46,04,99,985	46,04,99,985	37,47,74,910
Development Fund				67,06,72,000	67,06,72,000	59,32,50,000
Hospital Development Fund				27,55,00,000	27,55,00,000	23,15,00,000
Research & Development Fund				15,28,90,000	15,28,90,000	14,55,00,000
Herbal Garden Development Fund				50,00,000	50,00,000	1,00,00,000
TOTAL (D) ..				1,56,45,61,985	1,56,45,61,985	1,35,50,24,910
Balance Being Surplus /(Deficit) Transferred to I & E A/c Schedule - 9 (C-D)				12,25,00,526	12,25,00,526	10,54,81,858
Notes on Accounts	23					

Place: Belagavi
Date:


As per our report of even date
For M/s. Chandargi & Co.
Chartered Accountants
Firm Reg. No. 008351S

UDIN : 23208174BGSLJP2115


Finance Officer
KLE Academy of Higher
Education & Research
Belagavi




Registrar
KLE Academy of Higher
Education & Research
Belagavi


CA. B. B. Chandargi
F.R.No. 008351S
M.No. 208174



Schedule to the Consolidated Income & Expenditure Account for the year ended on 31st March, 2023

(Amount in `..)

Sch	PARTICULARS	KLE Academy of Higher Education & Research	J.N. Medical College	VK Institute of Dental Sciences	College of Pharmacy, Belagavi	College of Pharmacy, Hubli	College of Pharmacy, Bangalore	Institute of Nursing Sciences	Institute of Physiotherapy	BMK Ayurved Mahavidyalaya	Homoeopathic Medical College & Hospital	JGMM Medical College	KLE Co -Op Hospital Hubli	KLE Physiotherapy College Hubli	Total
	INCOME														
11	Academic Receipts	8,16,76,852	2,95,14,50,727	18,78,49,205	9,86,25,804	6,46,96,071	7,98,00,877	5,20,30,368	8,06,33,519	22,03,76,124	5,53,47,025	37,52,14,816	-	47,97,320	4,25,24,98,708
12	Grants & Donations	18,552	25,55,87,556	-	-	-	-	-	-	-	-	-	-	-	25,56,06,108
13	Income from Investments	-	-	-	-	-	-	-	-	-	-	-	-	-	-
14	Other Incomes	23,19,43,007	42,33,23,144	4,12,69,719	5,51,422	-	90,932	1,42,759	1,41,950	54,80,312	57,012	1,02,530	1,00,82,180	-	71,31,84,968
	TOTAL (A) ..	31,36,38,412	3,63,03,61,427	22,91,18,924	9,91,77,226	6,46,96,071	7,98,91,809	5,21,73,127	8,07,75,469	22,58,56,436	5,54,04,037	37,53,17,346	1,00,82,180	47,97,320	5,22,12,89,784
	EXPENDITURE														
15	Staff Payment & Benefits	4,34,79,701	1,07,56,61,855	12,50,47,455	5,02,78,397	2,74,83,620	3,08,15,734	3,39,63,661	2,94,51,492	6,73,71,119	1,54,88,187	11,52,20,824	77,49,437	10,60,590	1,62,30,72,072
16	Academic Expenses	3,77,57,200	57,92,00,502	74,02,747	95,27,171	60,41,607	39,73,115	20,80,432	28,77,892	2,44,78,628	65,97,678	2,71,62,662	-	3,32,048	70,74,31,682
17	Administrative and General Expenses	(6,59,55,396)	33,87,85,758	5,71,31,588	1,05,77,362	50,53,382	80,37,925	36,37,524	56,81,034	1,71,40,255	42,74,498	2,90,44,057	97,32,711	4,34,543	42,35,75,240
18	Transportation Expenses	14,02,102	12,79,836	10,97,394	-	37,242	1,21,905	18,46,938	7,37,673	17,10,292	10,15,886	10,15,886	41,575	-	1,03,17,719
19	Repairs & Maintenance	3,68,87,101	7,29,83,461	46,82,458	27,05,345	10,65,664	9,94,954	6,18,625	7,33,500	36,81,914	17,87,919	33,10,567	14,18,130	72,941	13,09,42,579
20	Finance Costs	2,37,89,177	22,94,480	81,742	5,13,118	14,009	19,718	5,694	9,038	13,256	5,02,929	8,06,17,006	21,793	65	10,78,82,024
21	Research Activities Expenses	2,10,61,329	28,82,44,541	5,18,800	1,00,000	-	-	-	-	25,85,167	98,000	-	-	-	31,26,07,837
22	Other Expenses	-	-	-	-	-	-	-	-	-	-	-	-	-	-
23	Depreciation (As per Schedule 7)	4,10,09,602	11,35,52,455	2,47,08,454	58,46,568	23,42,791	20,27,047	29,75,426	59,89,200	50,03,998	20,14,726	1,19,75,784	8,07,452	1,44,618	21,83,98,121
	TOTAL (B) ..	13,94,30,815	2,47,20,02,888	22,06,70,638	7,95,47,960	4,20,38,314	4,59,90,398	4,51,28,300	4,54,79,828	12,19,84,629	3,17,90,813	26,83,46,786	1,97,71,098	20,44,805	3,53,42,27,273
	Balance being excess of Income over Expenditure (A-B)	17,42,07,596	1,15,83,58,540	84,48,287	1,96,29,266	2,26,57,757	3,39,01,411	70,44,827	3,52,95,641	10,38,71,808	2,36,13,224	10,69,70,560	(96,88,918)	27,52,515	1,68,70,62,512
23	Transfer to/from Designated fund														
a	Corpus Fund	16,83,29,985	20,00,00,000	10,00,000	50,00,000	50,00,000	1,25,00,000	25,00,000	1,00,00,000	2,50,00,000	1,00,00,000	2,00,00,000	-	11,70,000	46,04,99,985
b	Development Fund	-	55,00,00,000	20,00,000	75,00,000	70,00,000	1,25,00,000	25,00,000	1,75,00,000	2,50,00,000	80,00,000	3,75,00,000	-	11,72,000	67,06,72,000
c	Hospital Development Fund	-	21,00,00,000	10,00,000	-	-	-	-	-	2,50,00,000	20,00,000	3,75,00,000	-	-	27,55,00,000
d	Research & Development Fund	-	12,50,00,000	10,00,000	30,00,000	35,00,000	40,00,000	5,00,000	25,00,000	60,00,000	12,50,000	60,00,000	-	1,40,000	15,28,90,000
e	Herbal Garden Development Fund	-	-	-	-	-	-	-	-	50,00,000	-	-	-	-	50,00,000
	TOTAL (C) ..	16,83,29,985	1,08,50,00,000	50,00,000	1,55,00,000	1,55,00,000	2,90,00,000	55,00,000	3,00,00,000	8,60,00,000	2,12,50,000	10,10,00,000	-	24,82,000	1,56,45,61,985
	Balance Being Surplus/(Deficit) Transferred to I & E A/c Schedule - 2 (A-B-C)	58,77,611	7,33,58,540	34,48,287	41,29,266	71,57,757	49,01,411	15,44,827	52,95,641	1,78,71,808	23,63,224	59,70,560	(96,88,918)	2,70,515	12,25,00,526
23	Notes on Accounts														

Note: The Figures have been rounded off to the nearest rupee..

Place: Belagavi


Date:


Finance Officer
KLE Academy of Higher Education & Research
Belagavi




Registrar
KLE Academy of Higher Education & Research
Belagavi

M/s. Chandargi & Co.
Chartered Accountants
Belagavi
Firm Reg. No. 008351S


CA. B. B. Chandargi
F.R.No. 008351S
M.No. 208174

UDIN : 23208174BGSLJP2115





KLE ACADEMY OF HIGHER EDUCATION AND RESEARCH
JNMC CAMPUS, NEHRU NAGAR, BELAGAVI - 590 010.

CONSOLIDATED BALANCE SHEET AS ON 31st MARCH, 2023

(Amount in `..)

SOURCE OF FUNDS	Sch	As on 31.03.2023	As on 31.03.2022
UNRESTRICTED FUNDS			
Corpus	1	2,38,93,91,012	1,91,78,13,235
General Fund	2	1,15,18,46,127	1,02,64,36,802
Designated/Earmarked Funds	3	4,99,57,29,799	3,93,13,50,046
Restricted Funds	4	4,97,79,34,015	4,22,52,67,616
Loans / Borrowings	5	2,37,35,58,210	85,39,36,726
Current Liabilities & Provisions	6	5,62,68,75,495	4,24,54,75,435
TOTAL `..		21,51,53,34,659	16,20,02,79,861
APPLICATION OF FUNDS			
Fixed Assets	7	7,78,69,72,229	5,21,08,67,352
Investments	8	-	-
Current Assets	9	12,84,21,20,057	10,26,37,91,203
Loans, Advances & Deposits	10	88,62,42,373	72,56,21,306
TOTAL `..		21,51,53,34,659	16,20,02,79,861
Notes on Accounts	23		


As per our report of even date
For M/s. Chandargi & Co.
Chartered Accountants
(Firm Reg. No. 008351S)

UDIN : 23208174BGSLJP2115

Place: Belagavi

Date:

Finance Officer
KLE Academy of Higher
Education & Research
Belagavi



Registrar
KLE Academy of Higher
Education & Research
Belagavi

CA. B. B. Chandargi
F.R.No. 008351S
M.No. 208174



Schedule to the Consolidated Balance Sheet as on 31st March, 2023

Sch	PARTICULARS	KLE Academy of Higher Education & Research	J.N. Medical College	JNMC Teaching Hospital	VK Institute of Dental Sciences	College of Pharmacy, Belgaum	College of Pharmacy, Hubli	College of Pharmacy, Bangalore	Institute of Nursing Sciences	Institute of Physiotherapy	BMK Ayurved Mahavidyalaya	BMK Ayurved Hospital	Homoeopathic Medical College & Hospital	JGMM Medical College	KLE Co-Op Hospital Hubli	KLE Physiotherapy College Hubli	Total
SOURCE OF FUNDS																	
1	Corpus	1,10,02,21,012	1,05,50,00,000	-	1,80,00,000	2,10,00,000	1,50,00,000	3,65,00,000	25,00,000.00	3,50,00,000	7,00,00,000	-	1,50,00,000.00	2,00,00,000.00	-	11,70,000.00	2,38,93,91,012
2	General Fund	30,81,418	72,03,85,728	-	26,70,39,603	7,27,78,314	49,75,620	2,59,74,045	1,71,69,737	5,86,76,591	6,97,28,881	(3,40,49,043)	24,70,542	(2,19,00,996)	(3,47,54,826)	2,70,515	1,15,18,46,127
3	Designated/Earmarked Funds	36,40,76,601	2,80,13,38,219	50,36,36,496	39,80,66,711	11,16,76,625	7,34,19,465	9,71,40,351	3,62,83,201.00	13,48,11,159	26,42,08,480	4,48,68,845	3,51,10,423	12,85,45,956	10,90,649	14,56,618	4,99,57,29,799
4	Restricted Funds	3,78,60,41,490	1,15,79,87,742	7,71,069	14,22,517	35,49,256	53,40,568	22,44,641	54,993	-	2,05,21,738	-	-	-	-	-	4,97,79,34,015
5	Loans / Borrowings	1,99,58,99,613	3,09,74,902	-	13,34,44,261	3,35,91,973	4,51,93,040	3,11,51,330	3,00,11,437	-	5,78,08,060	1,05,63,838	49,19,757	-	-	-	2,37,35,58,210
6	Current Liabilities & Provisions	4,31,92,46,750	69,00,04,812	28,98,27,039	3,27,10,673	1,01,48,190	55,85,009	51,08,990	94,38,344	1,11,50,450	(9,82,29,744)	14,80,79,575	15,39,897	13,52,44,539	6,23,72,101	46,48,869	5,62,68,75,495
TOTAL (A) ..		11,56,85,66,885	6,45,56,91,403	79,42,34,605	85,06,83,765	25,27,44,357	14,95,13,702	19,81,19,357	9,54,57,713	23,96,38,200	38,40,37,414	16,94,63,215	5,90,40,619	26,18,89,499	2,87,07,924	75,46,002	21,51,53,34,659
APPLICATION OF FUNDS																	
7	Fixed Assets	4,33,61,33,942	1,42,97,04,700	67,73,58,903	47,15,90,245	13,61,75,954	6,61,01,512	4,88,95,432	5,70,97,146	10,65,96,317	10,80,60,125	15,90,61,904	1,68,74,897	16,12,61,470	99,10,111	21,49,571	7,78,69,72,229
8	Investments	-	-	-	-	-	-	-	-	-	-	-	-	-	-	-	-
9	Current Assets	6,90,85,74,258	4,75,70,96,939	11,35,17,001	36,00,46,403	11,24,05,203	7,82,45,677	13,54,72,325	3,10,98,525	12,20,92,143	15,18,39,059	1,01,82,310	67,20,636	3,59,10,451	1,38,99,070	50,20,056	12,84,21,20,057
10	Loans, Advances & Deposits	32,38,58,685	26,88,89,764	33,58,700	1,90,47,117	41,63,200	51,66,513	1,37,51,600	72,62,042	1,09,49,740	12,41,38,230	2,19,000	3,54,45,086	6,47,17,578	48,98,743	3,76,375	88,62,42,373
TOTAL (B) ..		11,56,85,66,885	6,45,56,91,403	79,42,34,605	85,06,83,765	25,27,44,357	14,95,13,702	19,81,19,357	9,54,57,713	23,96,38,200	38,40,37,414	16,94,63,215	5,90,40,619	26,18,89,499	2,87,07,924	75,46,002	21,51,53,34,659

Note: The Figures have been rounded off to the nearest rupee..

Place: Belagavi


Date:


Finance Officer
KLE Academy of Higher Education & Research Belagavi




Registrar
KLE Academy of Higher Education & Research Belagavi

M/s. Chandargi & Co.
Chartered Accountants
Belagavi
Firm Reg. No. 0083515


CA. B. B. Chandargi
F.R.No. 0083515
M.No. 208174
UDIN : 23208174BGSLJP2115

