



# JAWAHARLAL NEHRU MEDICAL COLLEGE

KLE Academy of Higher Education & Research  
(Deemed-to-be-University)

NEHRUNAGAR, BELAGAVI – 590010, KARNATAKA, INDIA

Accredited 'A' Grade by NAAC (2<sup>nd</sup> Cycle)

Place in Category 'A' by MHRD (GoI)



Office - (0831)-2471350

Website : <http://www.jnmc.edu>

Principal - (0831)-2471701

E-mail : [principal@jnmc.edu](mailto:principal@jnmc.edu)

Fax : 91-0831-2470759

## List of E-content developed

Sl no.	Department	Name of the faculty	Name of Topic covered
1	Anaesthesiology	Dr. Rajesh S. Mane	History of Anaesthesia
2		Dr. M. G. Dhorigol	BLS
3		Dr. C. S. Sanikop	ACLS
4		Dr. S. N. Suresh	ATLS
5		Dr. Vandana A. Gogate	Blood and Blood products , blood transfusion
6		Dr. Manjunath C. Patil	Fluid and electrolytes
7		Dr. Kedareshwar K.S.	Oxygen therapy
8		Dr. Chaitanya A. Kamat	Regional Anaesthesia – I Spinal, II Epidural
9		Dr. Mahantesh S. Mudakanagoudar	Regional Anaesthesia III commonly performed nerve block
10		Dr. Shreedevi Yenni	General Anaesthesia
11		Dr. Vinayaka Jannu	Airway management – endotracheal intubation type of airway, laryngoscopy
12		Dr. Ravi Kerur	Pain management
13		Dr. Guruprasad Shetty	Monitoring during Anaesthesia
14		Dr. Pavan Dhulkhed	Drugs – I V Anaesthetic agents, muscle relaxant
15		Dr. Nikhita Kalyanshetti	Local Anaesthesia
16		Dr. Purvashree Deshmukh	Paediatric Anaesthesia
17		Dr. Meghana Hanagandi	Inhalation Anaesthesia
18		Dr. Manjunath Shivapujimath	Algorithm for resuscitation of new born
19		Dr. Raghavendra Kalal	Role of Anaesthesiology outside the OT
20		Dr. Priyanka Gadvi	Role of Anaesthesiology in Trauma and emergency care

**ATTESTED**

**Dr. V.A. Kothiwale**  
Registrar

KLE Academy of Higher Education and Research,  
(Deemed-to-be-University u/s 3 of the UGC Act. 1956)  
Belagavi-590 010, Karnataka



# JAWAHARLAL NEHRU MEDICAL COLLEGE

KLE Academy of Higher Education & Research  
(Deemed-to-be-University)

NEHRUNAGAR, BELAGAVI – 590010, KARNATAKA, INDIA

Accredited 'A' Grade by NAAC (2<sup>nd</sup> Cycle)

Place in Category 'A' by MHRD (GoI)



Office - (0831)-2471350

Website : <http://www.jnmc.edu>

Principal - (0831)-2471701

E-mail : [principal@jnmc.edu](mailto:principal@jnmc.edu)

Fax : 91-0831-2470759

Sl no.	Department	Name of the faculty	Name of Topic covered
1	Anatomy	Dr. S.M.Bhimalli	Head & Neck: Anterior triangle of the neck
			Upper limb: Brachial plexus
			Lower limb : 1. Front of the thigh. 2. Posterior compartment of leg
			Thorax : Pleura
			Abdomen : Spleen
2		Dr. Daksha Dixit	Abdomen : 1. Uterus, 2. Inguinal canal 3. Pancreas 4. Stomach
3		Dr. R.D.Virupaxi	Nervous system : Introduction to nervous system
4		Dr. Sheetal Pattanshetti	Embryology
5		Dr. Manisha More	Histology : Histology of salivary glands
			Head & Neck : 1. Lateral wall of the nose 2. Paranasal air sinuses
6	Dr. Amit Magadam	Head & Neck & Brain : 1. 5th & 7th cranial nerves 2. 9,11 & 12 cranial nerves	
		Lower limb : Arches of foot	
		Upper limb:Back of the arm Abdomen : Caecum & appendix	

ATTESTED

Dr. V.A. Kothiwale  
Registrar

KLE Academy of Higher Education and Research,  
(Deemed-to-be-University u/s 3 of the UCC Act. 1956)  
Belagavi-590 010, Karnataka



# JAWAHARLAL NEHRU MEDICAL COLLEGE

KLE Academy of Higher Education & Research

(Deemed-to-be-University)

NEHRUNAGAR, BELAGAVI – 590010, KARNATAKA, INDIA

Accredited 'A' Grade by NAAC (2<sup>nd</sup> Cycle)

Place in Category 'A' by MHRD (GoI)



Office - (0831)-2471350

Website : <http://www.jnmc.edu>

Principal - (0831)-2471701

E-mail : [principal@jnmc.edu](mailto:principal@jnmc.edu)

Fax : 91-0831-2470759

Sl. No	Department	Name of the faculty	Name of Topic covered
1	Biochemistry	Dr. Anuradha B Patil	Chemistry of amino acid Chemistry of Carbohydrate, Digestion and absorption, citric acid cycle, Pathways, Heme- Biosynthesis & Porphyria's, Heme- Degradation & Jaundice, Heteropolysaccharide, HMP Shunt pathway, integration of metabolism, Regulation of blood glucose
2		Dr.Smita S.Sonoli	Structural organization of protein , immunoglobulins , Immunity, Water and electrolyte balance, Acid base balance
3		Dr. S.B. Patil	Chemistry of protein, organization, digestion and absorption, general reaction of amino acid, urea cycle, metabolism amino acid
4		Dr. M.S. Somannavar	Hemoglobin structure and abnormalities, DNA, transcription, translation, gene expression, Recombinant DNA Technology, PCR, Blotting technology, gene therapy
5		Dr. Chetana P.H	Chemistry of lipids, Digestion and Absorption, B – oxidation, Ketone bodies, Cholesterol, Lipoproteins, Atherosclerosis, MI, Fatty liver, Dyslipidemia, Prostaglandins
6		Dr. Vanishree Bubanale	Cell, Fluid mosaic model, Nucleotides, ETC, Detoxification, free radicals, synthesis of purines & pyrimidines, degradation of pyrimidines & disorders
7		Dr. Reshma D Channashetti	Enzymes, Minerals, Electrolytes, enzyme based essays, Vitamins
8		Dr. Madhura TK	Nutrition, Thyroid function test, Renal function test, Obesity, Liver function test
9		Dr. Sudha Ambiger	Metabolism Of Sulfur Containing amino Acids, Metabolism of Phenylalanine ,Tyrosine and tryptophan, metabolism of branched chain, Important products glutamate, glutamine, disorders associated with phenylalanine, Screening of urine for inborn errors of metabolism

**ATTESTED**  
  
**Dr. V.A. Kothiwale**  
Registrar  
KLE Academy of Higher Education and Research,  
(Deemed-to-be-University u/s 3 of the UGC Act. 1956)  
Belagavi-590 010, Karnataka



# JAWAHARLAL NEHRU MEDICAL COLLEGE

KLE Academy of Higher Education & Research  
(Deemed-to-be-University)

NEHRUNAGAR, BELAGAVI – 590010, KARNATAKA , INDIA

Accredited 'A' Grade by NAAC (2<sup>nd</sup> Cycle)

Place in Category 'A' by MHRD (GoI)



Office - (0831)-2471350

Website : <http://www.jnmc.edu>

Principal - (0831)-2471701

E-mail : [principal@jnmc.edu](mailto:principal@jnmc.edu)

Fax : 91-0831-2470759

Sl.no	Name	Topics
1	Dr. S B Patil	Anatomy & Physiology of eyelids
2		Diseases of the conjunctiva – I
3		Diseases of the conjunctiva – II
4		Diseases of the conjunctiva - III
5	Dr. Bhagyajyothi B.K.	Diseases of the lens – I
6		Diseases of the lens – II
7	Dr. Umesh Harakuni	Diseases of the lids – I
8		Diseases of the lids – II
9	Dr. S. C. Bubanale	Diseases of cornea & sclera – I
10		Diseases of cornea & sclera – II
11		Diseases of cornea & sclera – III
12	Dr. A.L.Tenagi	Diseases of the retina & vitreous – I
13		Diseases of the retina & vitreous – II
14		Diseases of the retina & vitreous– III
15	Dr Apoorva Deshpande	Diseases of the Uvea – I
16		Diseases of the Uvea – II
17		Diseases of the Orbit
18	Dr. Arvind Yakkundi	Diseases of the Lacrimal apparatus
19		Squint
20		Refractive Errors
21	Dr.Rekha BK	Glaucoma – I
22		Glaucoma – II
23		Diseases of the Optic Nerve – Papilledema
24	Dr. Nagbhushan Chougule	Ocular neoplasms
25		Diseases of the Optic Nerve – Papillitis – Optic atrophy
26		Laser in Ophthalmology
27	Dr.Chethana Warad	NPCB
28		Ocular emergencies
29		Ocular injuries: Blunt injuries – I
30	Dr. Smitha K.S	Ocular injuries:Penetrating injuries-II

Department of  
Ophthalmology

**ATTESTED**  
Dr. V.A. Kothiwale  
Registrar  
KLE Academy of Higher Education and Research,  
(Deemed-to-be-University u/s 3 of the UGC Act. 1956)  
Belagavi-590 010, Karnataka



# JAWAHARLAL NEHRU MEDICAL COLLEGE

KLE Academy of Higher Education & Research

(Deemed-to-be-University)

NEHRUNAGAR, BELAGAVI – 590010, KARNATAKA, INDIA

Accredited 'A' Grade by NAAC (2<sup>nd</sup> Cycle)

Place in Category 'A' by MHRD (GoI)



Office - (0831)-2471350

Website : <http://www.jnmc.edu>

Principal - (0831)-2471701

E-mail : [principal@jnmc.edu](mailto:principal@jnmc.edu)

Fax : 91-0831-2470759

Sl. No.	Department	Name of the faculty	Name of Topic covered
1	Forensic Medicine & Toxicology	Dr. Somashekhar S Pujar	Introduction & History of Forensic Medicine
2		Dr. Prasanna S Jirli	Legal procedure
3		Dr. Ravindra S Honnungar	Mechanical injuries
4		Dr. Somashekhar S Pujar	Identification
5		Dr. Somashekhar S Pujar	Violent asphyxial deaths
6		Dr. Ravindra S Honnungar	Virginity and defloration
7		Dr. Prasanna S Jirli	Pregnancy, delivery and abortion
8		Dr. Vishal V Koulapur	Impotence, sterility and frigidity
9		Dr. Prasanna S Jirli	Thermal injuries, injuries due to Electricity, lightning and radiation
10		Dr. Vishal V Koulapur	Regional and Transportation injuries
11		Dr. Ravindra S Honnungar	Sexual offences and perversions
12		Dr. Prasanna S Jirli	Cerebral poisons and inebriants
13		Dr. Somashekhar S Pujar	Corrosive agents
14		Dr. Ravindra S Honnungar	Medical Ethics
15		Dr. Somashekhar S Pujar	Asphyxiants
16		Dr. Prasanna S Jirli	Drug dependence and abuse
17		Dr. Vishal V Koulapur	Delirians
18		Dr. Ravindra S Honnungar	Cerebral poisons-somniferous
19		Dr. Prasanna S Jirli	Cardiac poisons
20		Dr. Ravindra S Honnungar	Vegetable irritants
21		Dr. Somashekhar S Pujar	Forensic psychiatry
22		Dr. Prasanna S Jirli	Infanticide
23		Dr. Vishal Koulapur	Firearm and explosion injuies
24		Dr. Vishal Koulapur	Crime, cruelty and torture
25		Dr. Somashekhar S Pujar	Animal irrstants
26		Dr. Vishal Koulapur	Food Poisons
27		Dr. Ravindra S Honnungar	Starvation
28		Dr. Somashekhar S Pujar	Animal irritant
29		Dr. Vishal Koulapur	Food Poisons
30		Dr. Ravindra S Honnungar	Starvation
31		Dr. Vishal Koulapur	Trace evidences and Blood Transfusion
32		Dr. Somashekhar S Pujar	FSL
33		Dr. Prasanna S Jirli	SCIENTIFIC SKILLS IN FORENSIC SCIENCE LABAROTORY

**ATTESTED**

Dr. V.A. Kothiwale  
Registrar

KLE Academy of Higher Education and Research,  
(Deemad-to-be-University u/s 3 of the UGC Act. 1956)  
Belagavi-590 010, Karnataka



# JAWAHARLAL NEHRU MEDICAL COLLEGE

KLE Academy of Higher Education & Research  
(Deemed-to-be-University)

NEHRUNAGAR, BELAGAVI – 590010, KARNATAKA, INDIA

Accredited 'A' Grade by NAAC (2<sup>nd</sup> Cycle)

Place in Category 'A' by MHRD (GoI)



Office - (0831)-2471350

Website : <http://www.jnmc.edu>

Principal - (0831)-2471701

E-mail : [principal@jnmc.edu](mailto:principal@jnmc.edu)

Fax : 91-0831-2470759

SI NO	Department	Name of the faculty	Name of Topic covered
1	Neurology	Dr. K. Ravishankar Naik	Ataxia Multiple Sclerosis Bells Trigeminal
2		Dr. K. Ravishankar Naik	Chronic Fatigue syndrome coma
3		Dr. K. Ravishankar Naik	CNS Demyelination
4		Dr. K. Ravishankar Naik	HIV.
5		Dr. K. Ravishankar Naik	Dementia
6		Dr. K. Ravishankar Naik	Epilepsy
7		Dr. K. Ravishankar Naik	Investigations in Neurology
8		Dr. K. Ravishankar Naik	Meningitis.
9		Dr. K. Ravishankar Naik	Movement disorder
10		Dr. K. Ravishankar Naik	Muscle
11		Dr. K. Ravishankar Naik	Neuromuscular Junction Diseases
12		Dr. K. Ravishankar Naik	Peripheral Nerve Diseases.
13		Dr. K. Ravishankar Naik	Spinal Cord
14		Dr. K. Ravishankar Naik	Stroke – 3 ( CVT & ICH)
15		Dr. K. Ravishankar Naik	Stroke_ischemic-1
16		Dr. K. Ravishankar Naik	Stroke_ischemic-2
17		Dr. K. Ravishankar Naik	Nerve Conduction basics
18		Dr. K. Ravishankar Naik	Cranial CT scan
19		Dr. Saroja A O	Autoimmune disorders and Cognition
20		Dr. Saroja A O	Delirium
21		Dr. Mahesh Kamte	Global developmental delay
22		Dr. Mahesh Kamte	Cerebral palsy
23		Aditya Kulkarni	Investigation of neurological Disease

**ATTESTED**  
  
Dr. V.A. Kothiwale  
Registrar  
KLE Academy of Higher Education and Research,  
(Deemed-to-be-University u/s 3 of the UGC Act. 1956)  
Belagavi-590 010, Karnataka



# JAWAHARLAL NEHRU MEDICAL COLLEGE

KLE Academy of Higher Education & Research  
(Deemed-to-be-University)

NEHRUNAGAR, BELAGAVI – 590010, KARNATAKA, INDIA

Accredited 'A' Grade by NAAC (2<sup>nd</sup> Cycle)

Place in Category 'A' by MHRD (GoI)



Office - (0831)-2471350

Website : <http://www.jnmc.edu>

Principal - (0831)-2471701

E-mail : [principal@jnmc.edu](mailto:principal@jnmc.edu)

Fax : 91-0831-2470759

Sl no.	Department	Name of the faculty	Name of Topic covered
1.	OBG	Dr. Gauri Prabhu	ANTENATAL CARE 1
2.		Dr. Shruti Andola	Pre-op evaluation
3.		Dr. Shruti Andola	Abdominal hysterectomy
4.		Dr. Shruti Andola	Vaginal hystrectomy
5.		Dr. Shruti Andola	Surgeries for prolapse
6.		Dr. Yeshita Pujar	FETAL DISTRESS
7.		Dr. Yeshita Pujar	POST TERM PREGNANCY
8.		Dr. Yeshita Pujar	PRETERM LABOUR
9.		Dr. Yeshita Pujar	PUERPERIUM
10.		Dr. Yeshita Pujar	INTRA UTERINE FETAL DEATH
11.		Dr. Yeshita Pujar	Rh Isoimmunisation
12.		Dr. Yeshita Pujar	Uterine Dysfunction
13.		Dr. Yeshita Pujar	Ultrasound in Obstetrics

**ATTESTED**  
  
Dr. V.A. Kothiwale  
Registrar  
KLE Academy of Higher Education and Research,  
(Deemed-to-be-University u/s 3 of the UGC Act. 1956)  
Belagavi-590 010, Karnataka



# JAWAHARLAL NEHRU MEDICAL COLLEGE

KLE Academy of Higher Education & Research

(Deemed-to-be-University)

NEHRUNAGAR, BELAGAVI – 590010, KARNATAKA, INDIA

Accredited 'A' Grade by NAAC (2<sup>nd</sup> Cycle)

Place in Category 'A' by MHRD (GoI)



Office - (0831)-2471350

Website : <http://www.jnmc.edu>

Principal - (0831)-2471701

E-mail : [principal@jnmc.edu](mailto:principal@jnmc.edu)

Fax : 91-0831-2470759

Sl. no.	Department	Name of the faculty	Name of Topic covered	
1	Pathology	Dr. Ranjit Kangle	Renal System	
2			Male genital System	
3			Chronic glomerular nephritis	
4			Chronic nephritis	
5		Dr. Ganga S. Pilli	Ocular Pathology	
6			Dermatopathology	
7		Dr. Hema Shantagiri	Introduction to Pathology, Normal Cell, Cell injury, Nephrosis and apoptosis	
8			Alimentary system (GIT) Excluding hepatobiliary and pancreas	
9			Breast pathology – Non neoplastic lesions, preneoplastic conditions and breast tumors	
10		Dr. Ramesh Chavan	CVS	
11			Lymphoreticular system	
12			Growth disturbances	
13			Neoplasia	
14		Dr. Vijayalaxmi Dhorigol	Respiratory System Part 1 - Pneumoconiosis	
15			Respiratory System Part 2 – Lung tumors	
16			Endocrine System – Part 1 -Thyroid	
17			Endocrine System – Part 2 –Thyroid, Parathyroid	
18			Endocrine System – Part 3 –Adrenal, pituitary	
19		Nutritional & Environmental disorders	Dr. Reshma Karishetti	Genetics
20				Female genital system
21		Dr. Bhagyashri R. H.	Immunopathology	
22			Renal Pathology	
23			Female genital tract – Ovary, fallopian tube, placenta	
24		Dr. Sunita Y. Patil	WBC disorders	
25			Fungal & parasitic diseases and miscellaneous infections	
26			Renal System pathology	
27		Dr. Manasi Gosavi	Bleeding disorders & multiple myeloma	
28			Blood vessels	
29		Clinical pathology & blood banking	Dr. Ashwini V. R.	Neuropathology
30				Hepatobiliary system
31		Diabetes mellitus	Dr. Mamatha K.	Infectious Diseases
32				Clinical Pathology Charts & Cytology Charts
33		Dr. Shwetha Shenoy	Musculoskeletal system	
34			Prostate	
35				
36				
37				

**ATTESTED**  
  
Dr. V.A. Kothiwale  
Registrar  
KLE Academy of Higher Education and Research,  
(Deemed-to-be-University u/s 3 of the UGC Act. 1956)  
Belagavi-590 010, Karnataka





# JAWAHARLAL NEHRU MEDICAL COLLEGE

KLE Academy of Higher Education & Research  
(Deemed-to-be-University)

NEHRUNAGAR, BELAGAVI – 590010, KARNATAKA, INDIA

Accredited 'A' Grade by NAAC (2<sup>nd</sup> Cycle)

Place in Category 'A' by MHRD (GoI)



Office - (0831)-2471350

Website : <http://www.jnmc.edu>

Principal - (0831)-2471701

E-mail : [principal@jnmc.edu](mailto:principal@jnmc.edu)

Fax : 91-0831-2470759

Sl. No.	Department	Name of the faculty members	Topics
1	Paediatrics	Dr. Dnyanesh D K	<ul style="list-style-type: none"><li>Breast feeding and problems</li><li>Fat soluble Vit. Deficiency</li><li>Introduction to the age related disorders – IMR, PMR, EPMR, Child morbidity and mortality</li><li>Préventive Pediatrics, ICDS, RCH, National programmes relevant to Pediatrics, IMNCI</li></ul>
2		Dr. (Mrs) S M Jali	<ul style="list-style-type: none"><li>Protein Energy Malnutrition – I</li><li>Protein Energy Malnutrition – II</li><li>Tuberculosis – I</li><li>Tuberculosis – II including TBM</li></ul>
3		Dr. M V Patil	<ul style="list-style-type: none"><li>HIV</li><li>Nephrotic Syndrome</li><li>Acute Glomerulonephritis</li><li>Urinary Tract Infection</li></ul>
4		Dr. Tanmaya Metgud	<ul style="list-style-type: none"><li>Acute Respiratory Infection</li><li>Exanthematous Illness</li><li>Shock in Children</li><li>Hepatic Encephalopathy.</li></ul>
5		Dr. (Mrs) N S Mahantashetti	<ul style="list-style-type: none"><li>Congenital Heart Diseases</li></ul>
6		Dr. S M Dhaded	<ul style="list-style-type: none"><li>Hypothermia</li><li>Neonatal Hypoglycemia</li><li>Care of Normal Newborn</li></ul>
7		Dr. (Mrs) R M Bellad	<ul style="list-style-type: none"><li>Acute Diarrhea</li><li>Short Stature</li><li>Acute Pyogenic Meningitis</li><li>Adolescent Health</li></ul>
8		Dr. (Mrs) S A Patil	<ul style="list-style-type: none"><li>Growth and Development, parameters of growth, growth monitoring</li><li>Behavioral Problems</li><li>Acute Croup</li></ul>

**ATTESTED**  
  
Dr. V.A. Kothiwale  
Registrar  
KLE Academy of Higher Education and Research,  
(Deemed-to-be-University u/s 3 of the UGC Act 1956)  
Belagavi-590 010, Karnataka



# JAWAHARLAL NEHRU MEDICAL COLLEGE

KLE Academy of Higher Education & Research

(Deemed-to-be-University)

NEHRUNAGAR, BELAGAVI – 590010, KARNATAKA, INDIA

Accredited 'A' Grade by NAAC (2<sup>nd</sup> Cycle)

Place in Category 'A' by MHRD (GoI)



Office - (0831)-2471350

Website : <http://www.jnmc.edu>

Principal - (0831)-2471701

E-mail : [principal@jnmc.edu](mailto:principal@jnmc.edu)

Fax : 91-0831-2470759

9	Dr. Mahesh Kamate	<ul style="list-style-type: none"><li>• CP</li><li>• MR</li><li>• Development of Milestones and Assessment of development</li><li>• Epilepsy</li></ul>
10	Dr. Manisha Bhandankar	<ul style="list-style-type: none"><li>• Neonatal Sepsis</li><li>• Neonatal Jaundice</li><li>• Neonatal Seizures</li></ul>
11	Dr. Abhilasha S	<ul style="list-style-type: none"><li>• Anaemias</li><li>• Acute Leukemia</li><li>• Poisoning</li><li>• Water Soluble Vit. Deficiency</li></ul>
12	Dr. Bhavana K	<ul style="list-style-type: none"><li>• Normal nutritional requirements of different age groups + infant feeding</li><li>• Basic Genetics</li><li>• Diabetes Mellitus</li><li>• Snake Bite</li></ul>
13	Dr. Veeresh Manvi	<ul style="list-style-type: none"><li>• Rheumatic Fever</li><li>• Rheumatic Heart Disease</li><li>• Infective endocarditis</li><li>• Cardiomyopathy</li></ul>

**ATTESTED**  
Dr. V.A. Kothiwale  
Registrar  
KLE Academy of Higher Education and Research,  
(Deemed-to-be-University u/s 3 of the UGC Act 1956)  
Belagavi-590 010, Karnataka



# JAWAHARLAL NEHRU MEDICAL COLLEGE

KLE Academy of Higher Education & Research

(Deemed-to-be-University)

NEHRUNAGAR, BELAGAVI – 590010, KARNATAKA , INDIA

Accredited 'A' Grade by NAAC (2<sup>nd</sup> Cycle)

Place in Category 'A' by MHRD (GoI)



Office - (0831)-2471350

Website : <http://www.jnmc.edu>

Principal - (0831)-2471701

E-mail : [principal@jnmc.edu](mailto:principal@jnmc.edu)

Fax : 91-0831-2470759

Sl No	Department	Name of the faculty	Name of Topic covered
1.	Physiology	Dr.(Mrs) P. P. Patil	Respiratory system and Endocrinology
2.		Dr. P.S. Kudachi.	General Physiology and Nerve Muscle Physiology
3.		Dr. J. G. Bagi	Renal system and Respiratory system
4.		Dr. V. S. Dandannavar	Hematology
5.		Dr. Seema.V. K	Special senses and Reproductive system
6.		Dr. Sunil S Vernekar	Nerve Muscle Physiology
7.		Dr Nirmala S. Anand	Gastrointestinal system
8.		Dr Anita V. Teli	Endocrinology and Renal system
9.		Dr. Harpreet Kour	Reproductive system and special senses

**ATTESTED**  
**Dr. V.A. Kothiwale**  
Registrar  
KLE Academy of Higher Education and Research,  
(Deemed-to-be-University u/s 3 of the UGC Act. 1956)  
Belagavi-590 010, Karnataka



# JAWAHARLAL NEHRU MEDICAL COLLEGE

KLE Academy of Higher Education & Research

(Deemed-to-be-University)

NEHRUNAGAR, BELAGAVI – 590010, KARNATAKA, INDIA

Accredited 'A' Grade by NAAC (2<sup>nd</sup> Cycle)

Place in Category 'A' by MHRD (GoI)



Office - (0831)-2471350

Website : <http://www.jnmc.edu>

Principal - (0831)-2471701

E-mail : [principal@jnmc.edu](mailto:principal@jnmc.edu)

Fax : 91-0831-2470759

Sl. no	Department	Name	Topics
1.	Radiology	Dr.A.S.Patil	GIT-I & GIT-II
2.		Dr.R.V.Mali	Excretory system
3.		Dr.P.H.Patil	Introduction to Radiology & Normal Chest X-ray
4.		Dr.V.V.Hattiholi	Cardio-Vascular system.
5.		Dr.S.D.Patil	OBG & GYN.
6.			Respiratory System-II
7.		Pradeep Goudar	Skeletal System-II
8.		Dr.Navin M Mulimani	Skeletal system –I
9.			C.N.S.
10.		Dr.Niharika Prasad	Others - (B'Scan, C.T.PNS, Mammography, Radioisotope scanning of thyroid, HRCT Inner Ear, Musculo-skeletal USG, Color Doppler Peripheral Vascular System.)

**ATTESTED**  
  
Dr. V.A. Kothiwale  
Registrar  
KLE Academy of Higher Education and Research,  
(Deemed-to-be-University u/s 3 of the UGC Act, 1956)  
Belagavi-590 010, Karnataka



# JAWAHARLAL NEHRU MEDICAL COLLEGE

KLE Academy of Higher Education & Research  
(Deemed-to-be-University)

NEHRUNAGAR, BELAGAVI – 590010, KARNATAKA, INDIA

Accredited 'A' Grade by NAAC (2<sup>nd</sup> Cycle)

Place in Category 'A' by MHRD (GoI)



Office - (0831)-2471350

Website : <http://www.jnmc.edu>

Principal - (0831)-2471701

E-mail : [principal@jnmc.edu](mailto:principal@jnmc.edu)

Fax : 91-0831-2470759

Sl no.	Department	Name of the faculty	Name of Topic covered
1.	Pharmacology	Dr. Torgal S S	General Pharmacology
		Dr. Rekha Nayaka	
		Dr. Nayana K H	
		Dr. Urmila Kagal	
		Dr. Amitha N	
		Dr. A P Hogade	
2.		Dr. Rekha Nayaka	Autonomic Nervous system
		Dr. Netravathi A B	
		Dr. Amitha N	
		Dr. A P Hogade	
3.		Dr. Nayana K H	Autocoids
		Dr. Urmila Kagal	
		Dr. Rekha Nayaka	
		Dr. Netravathi A B	
4.		Dr. Amitha N	Central Nervous System
		Dr. A P Hogade	
		Dr. Urmila Kagal	
		Dr. Netravathi A B	
		Dr. Nayana K H	
5.		Dr. Torgal S S	Renal System
6.		Dr. Urmila Kagal	Cardiovascular system
		Dr. Rekha Nayaka	
		Dr. Nayana K H	
7.		Dr. Rekha Nayaka	Blood
		Dr. Urmila Kagal	
		Dr. Netravathi A B	
		Dr. A P Hogade	
		Dr. Nayana K H	
8.		Dr. Torgal S S	Chemotherapy
		Dr. Nayana K H	
		Dr. Rekha Nayaka	
		Dr. Urmila Kagal	
		Dr. Netravathi A B	
		Dr. A P Hogade	
		Dr. Aarti Bhosale	
9.		Dr. Torgal S S	Endocrine
		Dr. A P Hogade	
		Dr. Nayana K H	
		Dr. Aarti Bhosale	

**ATTESTED**  
  
Dr. V.A. Kothiwale  
Registrar  
KLE Academy of Higher Education and Research.  
(Deemed-to-be-University u/s 3 of the JGC Act. 1956)  
Belagavi-590 010, Karnataka



# JAWAHARLAL NEHRU MEDICAL COLLEGE

KLE Academy of Higher Education & Research  
(Deemed-to-be-University)

NEHRUNAGAR, BELAGAVI – 590010, KARNATAKA, INDIA

Accredited 'A' Grade by NAAC (2<sup>nd</sup> Cycle)

Place in Category 'A' by MHRD (GoI)



Office - (0831)-2471350

Website : <http://www.jnmc.edu>

Principal - (0831)-2471701

E-mail : [principal@jnmc.edu](mailto:principal@jnmc.edu)

Fax : 91-0831-2470759

Sl no.	Department	Name of the faculty	Name of Topic covered
1	Psychiatry	Dr. N M. Patil	Definition & Etiology of Psychiatric Disorders
2		Dr. N M. Patil	introduction to psychiatry UG
3		Dr. N M. Patil	Psychiatric problems in Elderly
4		Dr. N M. Patil	Depression
5		Dr. Sameer Chate	Addiction Alcoholism
6		Dr. Sameer Chate	Epidemiology & Classification in Psychiatry
7		Dr. Sameer Chate	Electroconvulsive Therapy
8		Dr. Bheemsain Tekkalaki	Amnestic disorders
9		Dr. Bheemsain Tekkalaki	Dissociative and Conversion disorders
10		Dr. Bheemsain Tekkalaki	o.c.d, PTSD, acute stress reaction and adjustment disorder
11		Dr. Bheemsain Tekkalaki	An overview of management of personality disorders
12		Dr. Bheemsain Tekkalaki	NORMAL SLEEP, SLEEP DISORDERS & MANAGEMENT
13		Dr. Bheemsain Tekkalaki	Somatoform disorders
14		Dr. Bheemsain Tekkalaki	Symptoms in psychiatry
15		Dr. Sandeep Patil	Time Management
16		Dr. Sandeep Patil	Anxiety Disorders

**ATTBSTED**  
*[Signature]*  
**Dr. V.A. Kothiwale**  
Registrar  
KLE Academy of Higher Education and Research,  
(Deemad-to-be-University U/s 3 of the UGC ACT 1956)  
Belagavi-590 010, Karnataka



# JAWAHARLAL NEHRU MEDICAL COLLEGE

KLE Academy of Higher Education & Research

(Deemed-to-be-University)

NEHRUNAGAR, BELAGAVI – 590010, KARNATAKA, INDIA

Accredited 'A' Grade by NAAC (2<sup>nd</sup> Cycle)

Place in Category 'A' by MHRD (GoI)



Office - (0831)-2471350

Website : <http://www.jnmc.edu>

Principal - (0831)-2471701

E-mail : [principal@jnmc.edu](mailto:principal@jnmc.edu)

Fax : 91-0831-2470759

Sl no.	Department	Name of the faculty	Name of Topic covered
1	ENT	Dr. A.S. Harugop	Anatomy of Ear
2			Physiology of ear (both hearing & equilibrium )
3			Diseases of External Ear
4			ASOM and SOM, Otagia
5		Dr. R.S. Mudhol	CSOM (TT) With Treatment
6			CSOM (AA) With Treatment
7			CSOM Complications & Sequelae
8			Otosclerosis & Meniere's disease
9		Dr. B. P. Belaldavar	Acoustic Neuroma, & Glomus Jugulare.
10			Deaf mutism
11			Anatomy & Physiology of Nose
12			Diseases of Ext. Nose, congenital diseases of nose.
13		Dr. P.S. Hajaze	Allergic Rhinitis, Vasomotor Rhinitis. Acute & chronic rhinitis
14			DNS and Septal diseases
15			Epistaxis + Miscellaneous diseases of Nose, (Rhinolalia, FB etc)
16			Granulomatous diseases of Nose (Atrophic rhinitis, Rhinoscleroma, Rhinosporidiosis)
17		Dr. Nitin Ankle	Acute & chronic sinusitis.
18			Chronic sinusitis & its complications
19			Nasal polyp and FESS
20			Headache, cleft lip & palate.
21		Dr. Shama Bellad	JNPA, Tumour of nasopharynx
22			Neoplasms of Nose & PNS
23			Anatomy of oral cavity along with disease (Ludwing's Angina, SMF, white, Red lesions)
24			Adenoids, Acute tonsillitis, Diptheria, Membranous condition, chronic tonsillitis.
25		Dr. P.S. Nayak	Tonsillectomy & its complications.
26			Tumours of Oral cavity & oropharynx
27			Anatomy & physiology of pharynx. Neck space infections, Pharyngeal pouches.
28			Surgical anatomy of Oesophagus Dysphagia, (plummer Vinson, Syndrome, Oesophagoscopy, Ca oesophagus)
29		Dr. Shashi Kumar T	Congenital & Neurological lesions of larynx
30			Ca-larynx & hypopharynx
31			Anatomy of tracheo bronchial tree. Foreign bodies of air passages, Bronchoscopy
32			Stridor & Tracheostomy
33		Dr. Preethi S. Shetti	Anatomy of Salivary gland & its diseases.
34			Swellings in the neck.
35			Anatomy & Physiology of Larynx
36			Acute & Chronic Inflammation of larynx

**ATTESTED**

**Dr. V.A. Kothiwale**  
Registrar  
KLE Academy of Higher Education and Research,  
(Deemed-to-be-University u/s 3 of the UCC Act. 1956)  
Belagavi-590 010, Karnataka



# JAWAHARLAL NEHRU MEDICAL COLLEGE

KLE Academy of Higher Education & Research  
(Deemed-to-be-University)

NEHRUNAGAR, BELAGAVI – 590010, KARNATAKA, INDIA

Accredited 'A' Grade by NAAC (2<sup>nd</sup> Cycle)

Place in Category 'A' by MHRD (GoI)



Office - (0831)-2471350

Website : <http://www.jnmc.edu>

Principal - (0831)-2471701

E-mail : [principal@jnmc.edu](mailto:principal@jnmc.edu)

Fax : 91-0831-2470759

Sl no	Department	Name	Topic Covered
1.	Pulmonary Medicine	Dr. Kiran Kumar	Tuberculosis (Etiopathogenesis), ARDS
2.		Dr. Goutam S	Pneumonia (VAP/HAP), Lung abscess & RNTCP
3.			Pneumonia (CAP), Ca Lung
4.		Dr. Bhagyashri Patil	Bronchiectasis
5.			Bronchial Asthma
6.			COPD & Pleural effusion
7.		Dr. Jyothi Hattihili	Pneumothorax & Drug Resistant Tuberculosis
8.			Interstitial Lung Diseases

Sl.No	Department	Name of the faculty	Name of the topic covered
1.	Microbiology	Dr. Manjula Vagarali	1. Enterobacteriaceae 2. RNA Viruses
2.		Dr. Sharada Metgud	1. DNA Viruses 2. Gen. Virology
3.		Dr. Jyoti Nagamoti	1. GPB 2. Helminthology
4.		Dr. Sumati Hogade	Mycology
5.		Dr. Sheetal Harakuni	1. GNB 2. Immunology
6.		Dr. Madhumati Patil	Nematodes Helminthology Immunology
7.		Dr. Santosh Gadavar	Protozoology

**ATTESTED**  
Dr. V.A. Kothiwale  
Registrar  
KLE Academy of Higher Education and Research,  
(Deemed-to-be-University u/s 3 of the UGC Act 1956)  
Belagavi-590 010, Karnataka





# JAWAHARLAL NEHRU MEDICAL COLLEGE

KLE Academy of Higher Education & Research  
(Deemed-to-be-University)

NEHRUNAGAR, BELAGAVI – 590010, KARNATAKA, INDIA

Accredited 'A' Grade by NAAC (2<sup>nd</sup> Cycle)

Place in Category 'A' by MHRD (GoI)



Office - (0831)-2471350

Website : <http://www.jnmc.edu>

Principal - (0831)-2471701

E-mail : [principal@jnmc.edu](mailto:principal@jnmc.edu)

Fax : 91-0831-2470759

Sl. no	Department	Name	Topic Covered
1	Surgery	Abhishek, CVTS	Acyanotic Heart Disease
2			CABG
3			Clinical Approach
4			MV & AV Disease
5		Dr.A P Bellad	Adrenal Gland
6			Large Intestine
7			Parathyroid
8			Parathyroid Disorders
9		Dr. V M Pattanshetti	Introduction Anatomy of Stomach
10			Acid Peptic Disease
11			Salivary Glands
12			Salivary Glands Disorders
13			Salivary Gland Tumors
14			Stomach - Physiology
15			Stomach Investigations
16		Dr. Pulkit Gupta	Hydronephrosis
17		Dr. Manas Sharma	Pelvi-Ureteric Junction
18		Dr. A S Gogate	Thyroid
19		Dr. Manoj Togale	Carcinoma of Rectum
20		Dr. S S Shimikore	Pancreatic Cancer
21		Dr. Shrishail Metgud	Hernia

**ATTESTED**  
Dr. V.A. Kothiwale  
Registrar  
KLE Academy of Higher Education and Research,  
(Deemed-to-be-University u/s 3 of the UGC Act, 1956)  
Belagavi-590 010, Karnataka



# JAWAHARLAL NEHRU MEDICAL COLLEGE

KLE Academy of Higher Education & Research  
(Deemed-to-be-University)

NEHRUNAGAR, BELAGAVI – 590010, KARNATAKA, INDIA

Accredited 'A' Grade by NAAC (2<sup>nd</sup> Cycle)

Place in Category 'A' by MHRD (GoI)



Office - (0831)-2471350

Website : <http://www.jnmc.edu>

Principal - (0831)-2471701

E-mail : [principal@jnmc.edu](mailto:principal@jnmc.edu)

Fax : 91-0831-2470759

Sl. No	Department	Name of the Faculty	Name of Topics Covered
1	General Medicine	Dr. Jayaprakash A	Bacteriology
2		Dr. Pournima S Patil	Common symptoms of disease
3		Dr. Naveen Angadi	Endocrinology & Metabolic
4		Dr. K.R. Naik	C.N.S
5		Dr. V.A. Kothiwale	C.V.S
6		Dr. Arif D Maldar	Emergency/Poisoning/ Geriatric
7		Dr. D Morkar	Viral, Fungal, Parasite
8		Dr. Rohan Bhise	Hematology
9		Dr. Santosh Hazare	G.I.T & Hepatology
10		Dr. Prakash Babaliche	Emergency/Poisoning/ Geriatric

Sl. No.	Department	Name of the faculty	Name of Topic covered
1.	Dermatology, Venereology & Leprosy	Dr. Bhavana Doshi	Anatomy of Skin and Basic Skin Lesions
2.		Dr. Bhavana Doshi	Acne
3.		Dr. Vijaya Sajjan	Bacterial Skin Infections
4.		Dr. Vijaya Sajjan	Connective tissue Disorders
5.		Dr. Vijaya Sajjan	Cutaneous drug eruptions
6.		Dr. Vijaya Sajjan	Cutaneous tuberculosis
7.		Dr. Bhavana Doshi	Eczema
8.		Dr. Bhavana Doshi	Fungal infections
9.		Dr. Bhavana Doshi	HIV
10.		Dr. Bhavana Doshi	Leprosy
11.		Dr. Vijaya Sajjan	Pigmentary disorders
12.		Dr. Bhavana Doshi	Papulosquamous disorders
13.		Dr. Vijaya Sajjan	Vesiculo-Bullous Disorders
14.		Dr. Vijaya Sajjan	Viral Skin Infections
15.		Dr. Bhavana Doshi	Vitiligo

*M.H.*  
Principal  
Jawaharlal Nehru Medical College  
Belagavi  
Dr. V.A. Kothiwale  
Registrar  
KLE Academy of Higher Education and Research,  
Deemed-to-be-University u/s 3 of the UGC Act. 1956  
Belagavi-590 010, Karnataka

**KLE VK INSTITUTE OF DENTAL SCIENCES, BELAGAVI**  
**LIST OF E CONTENT DELIVERED 2015**

Department of Oral Medicine and radiology

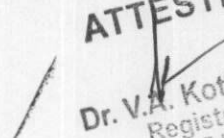
S no	TOPIC	STAFF	Department
1.	Introduction to Oral Medicine & Radiology	Dr. Anjana	Department of Oral Medicine and radiology
2.	Health Physics	Dr. Kajal	
3.	Cervicofacial lymphadenopathy	Dr. Shivayogi	
4.	Stomatitis	Dr. Vasanti	
5.	Radiation Physics	Dr. Arvind	
6.	Radiation Biology	Dr. Namratha	
7.	Processing & faults	Dr. Namratha	
8.	Principles of Radiographic interpretation	Dr. Zameera	
9.	Projection Geometry	Dr. Vaishali	
10.	Normal radiographic anatomy	Dr. Daneshwari	
11.	Image characteristics	Dr. Kajal	
12.	Therapeutics in dentistry – Part -I	Dr. Daneshwari	
13.	Therapeutics in dentistry – corticosteroids and Immunomodulator – Part -II	Dr. Namratha	
14.	Intra oral techniques	Dr. Vasanti	
15.	Radiographic appearance of Periodontal & periapical diseases	Dr. Shivayogi	
16.	Pigmentation disorders	Dr. Arvind	
17.	HIV	Dr. Kajal	
18.	Orofacial pain -1	Dr. Kajal	
19.	Diseases of Nerves & muscles	Dr. Vasanti	
20.	Orofacial pain - 2	Dr. Kajal	
21.	Projection Geometry	Dr. Vaishali	
22.	Pigmentation disorders	Dr. Arvind	
23.	HIV	Dr. Kajal	
24.	Radiographic appearance of cysts	Dr. Vaishali	
25.	Extra oral radiographic techniques	Dr. Daneshwari	
26.	OPG	Dr. Shivayogi	
27.	Tongue disorders	Dr. Arvind	
28.	Infection & Inflammation of the Jaw	Dr. Shivayogi	
29.	Endocrine Disease & dental considerations	Dr. Daneshwari	
30.	Diseases of maxillary sinus	Dr. Zameera	
31.	Metabolic and Nutritional deficiencies	Dr. Arvind	

**ATTESTED**  
**Dr. V.A. Kothiwale**  
Registrar  
KLE Academy of Higher Education and Research,  
(Deemed-to-be-University u/s 2 of the UGC Act, 1956) Belagavi-590 014, Karnataka 19


32.	Diseases of bone & Osteodystrophy	Dr. Kajal	
33.	Diseases of nerves & muscles	Dr. Vasanti	
34.	Immunological diseases	Dr. Anjana	
35.	Geriatrics	Dr. Anjana	
36.	Lasers in dentistry	Dr. Namratha	
37.	Sexually Transmitted diseases	Dr. Arvind	
38.	Specialized radiographic techniques- digital imaging, USG	Dr. Namratha	
39.	Management of dental problems in medically compromised persons	Dr. Shivayogi	
40.	Lasers in dentistry	Dr. Namratha	
41.	Dermatological disorders	Dr. Daneshwari	
42.	Specialized radiographic techniques-contrast imaging, Scintigraphy	Dr. Vasanti	
43.	Radiographic appearance of cysts	Dr. Vaishali	
44.	Orofacial pain - I	Dr. Kajal	
45.	Orofacial pain - II	Dr. Kajal	
46.	Diseases of maxillary sinus	Dr. Zameera	
47.	Forensic dentistry	Dr. Anjana	
48.	Evidence based dentistry	Dr. Vasanti	
49.	Radiographic appearance of tumors	Dr. Zameera	
50.	Pericoronal Radiolucencies & radioopacities	Dr. Kajal	
51.	Blood 1	Dr. Vaishali	
52.	Blood 2	Dr. Anjana	
53.	Blood 3	Dr. Arvind	
	<b>Videos developed</b>		
54.	Videos of Intra Oral Examination	Dr Kajal Gokak	

### PEDIATRIC AND PREVENTIVE DENTISTRY

SL No	E – content(PPT's)/ Video lectures/ Demonstrations/Impartus/Blended learning	Name of the staff	Name of the department
1	Introduction to Pedodontics & preventive dentistry. Definition, scope, objectives and importance.	Dr. Shivayogi	Pediatric and preventive dentistry.
2	Case History Recording Outline of principles of examination, diagnosis &	Dr. Vidyavathi	Pediatric and preventive dentistry.

**ATTESTED**  
  
**Dr. V.A. Kothiwale**  
 Registrar  
 KLE Academy of Higher Education and Research,  
 (Deemed-to-be-University u/s 2 of the UGC Act, 1956)  
 Belagavi-590 010, Karnataka

	treatment planning.		
3	Setting up of Pedodontic Clinic	Dr. Triveni	Pediatric and preventive dentistry.
4	Dental radiology related to Pedodontics.	Dr. Vidyavathi	Pediatric and preventive dentistry.
5	Dental anatomy and histology. Eruption and shedding of teeth - theories Teething disorders and their management Natal & neonatal teeth.	Dr. Chaitanya	Pediatric and preventive dentistry.
6	Preventive dentistry. Definition. Principles & scope. Types of prevention. Different preventive measures used in Pediatric Dentistry including pit and fissure sealants and caries vaccine. Concepts Of MID	Dr. Chandrashekar	Pediatric and preventive dentistry.
7	Gingival and periodontal diseases in children -Normal gingiva and periodontium in children. -Definition, etiology and pathogenesis. Prevention and management of Gingival and Periodontal diseases.	Dr. Vidyavathi	Pediatric and preventive dentistry.
8	Oral surgical procedures in children. Indications and contraindications of extractions of primary and permanent teeth in children. Knowledge of local and general anesthesia. Minor surgical procedures in children. Age Changes	Dr. Chaitanya	Pediatric and preventive dentistry.

**ATTESTED**  
  
**Dr. V.A. Kothiwale**  
 Registrar  
 KLE Academy of Higher Education and Research,  
 (Deemed-to-be-University) (U-2) (Approved by UGC) (1996)  
 Belagavi-590 019, Karnataka


	of Mandibular foramen.		
9	<p>Dental caries including early childhood caries</p> <p>Rampant caries, early childhood caries and extensive caries: in brief</p> <p>Definition, etiology, clinical features, complications and management in detail</p> <p>Role of diet and nutrition in dental caries.</p> <p>Dietary modification and diet counseling.</p> <p>Caries, activity tests, caries prediction, caries susceptibility and their clinical application.</p>	Dr. Niraj	Pediatric and preventive dentistry.
10	<p>Development of occlusion from birth through adolescence.</p> <p>Importance of first permanent molar</p>	Dr. Vidyavathi	Pediatric and preventive dentistry.
11	<p>Child Psychology</p> <p>-Definition</p> <p>-Theories of child psychology</p> <p>-Psychological development of children with age.</p> <p>-Principles of psychological growth and development while managing child patient.</p> <p>-Dental fear and its management.</p> <p>Factors affecting child's fear to dental management.</p>	Dr. Shivayogi.	Pediatric and preventive dentistry.
12	<p>Child behavior management</p> <p>-Definitions.</p> <p>-Types of behavior encountered in dental clinic.</p> <p>- Non-pharmacological and pharmacological methods of behavior management.</p> <p>-Child abuse and neglect.</p>	Dr. Chandrashekhar	Pediatric and preventive dentistry.

**ATTESTED**

**Dr. V.A. Kothiwale**  
Registrar


KLE Academy of Higher Education and Research  
(Deemed-to-be-University) uls 3 of the UCC Act, 1983  
Belagavi-590 010, Karnataka

13	- Infant Oral Health Care - Dental Home - Lasers	Dr. Chaitanya.	Pediatric and preventive dentistry.
14	Special health care needs	Dr. Vidyavathi	Pediatric and preventive dentistry.
15	Crowns in Pediatric Dentistry	Dr. Triveni	Pediatric and preventive dentistry.
16	Pediatric Endodontics -Principles and diagnosis. -Classification of pulpal pathology in primary, young permanent and permanent teeth. -Management of pulpally involved primary, young permanent and permanent teeth. <ul style="list-style-type: none"><li>• Pulp capping-direct pulp capping</li><li>• Pulpotomy</li><li>• Pulpectomy</li><li>• Apexogenesis</li><li>• Apexification</li></ul> -Obturation Techniques and material used for primary, young permanent and permanent teeth in children.	Dr. Niraj	Pediatric and preventive dentistry.
17	Traumatic Injuries In Children : - Classification & importance. - Sequel & reaction of teeth to trauma. Management of traumatized teeth.	Dr. Shivayogi	Pediatric and preventive dentistry.
18	Oral habits in children Definition,etiology,classification,behavioral and clinical features, management of children with Thumb sucking, tongue thrusting, mouth breathing,	Dr. Chandrashekar	Pediatric and preventive dentistry.

**ATTESTED**  
  
**Dr. V.A. Kothiwale**  
 Registrar  
 KLE Academy of Higher Education and Research,  
 (Deemed-to-be-University u/s 3 of the UGC Act. 1956) Betagavi-590 010, Karnataka 23

--	--	--	--

	lip biting, nail biting, self-injurious habits		
19	Gingival and periodontal diseases in children -Normal gingiva and periodontium in children. -Definition, etiology and pathogenesis. -Prevention and management of Gingival and Periodontal diseases.	Dr. Chaitanya	Pediatric and preventive dentistry.
20	Fluorides -Historical background. -Systemic and topical fluorides. -Mechanism of action -Toxicity and management -Defluoridation techniques	Dr. Vidyavathi	Pediatric and preventive dentistry.
21	Preventive and interceptive orthodontics in children -Definition -Problems encountered during primary and mixed dentition phases & their management. -Space management -serial extraction	Dr. Shivayogi	Pediatric and preventive dentistry.
22	Setting up of dental clinic	Dr. Chaitanya	Pediatric and preventive dentistry.
23	Dental Emergencies in children	Dr. Niraj	Pediatric and preventive dentistry.

**ATTESTED**  
  
**Dr. V.A. Kothiwale**  
 Registrar  
 KLE Academy of Higher Education and Research,  
 (Deemed-to-be-University u/s 3 of the UGC Act, 1956)  
 Belagavi-590 010, Karnataka



ORAL PATHOLOGY			
1.	Lecture Ppt1 <sup>st</sup> BDS LECTURE		
	1.Development of tooth	Dr Alka Kale	Oral Pathology
	2. Enamel	Dr Punnya Angadi	Oral Pathology
	3. Dentin	Dr Seema Hallikerimath	Oral Pathology
	4. Pulp	Dr Veena Naik	Oral Pathology
	5. cementum	Dr Pushpak Shah	Oral Pathology
	6. periodontal ligament	Dr Manjula ,M	Oral Pathology
	7. Bone	Dr Shweta Kumbhojkar	Oral Pathology
	8.salivary glands	Dr Chetan Belaldavar	Oral Pathology
	9.Maxillary sinus	Dr Shweta Kumbhojkar	Oral Pathology
	10.Temperomandibular joint	Dr Chetan Belaldavar	Oral Pathology
	<b>2<sup>nd</sup> BDS LECTURE</b>		
	1.Developmental Disturbances Of Oral Cavity	Dr Pushpak Shah	Oral Pathology
	2. Dental Caries	Dr Manjula ,M	Oral Pathology
	3. Pulp And Periapical Tissues	Dr .Deepa Mane	Oral Pathology
	4. Diseases Of Periodontium	Dr Shweta Kumbhojkar	Oral Pathology
	5.. Oral Infections	Dr Chetan Belaldavar	Oral Pathology
	<b>3<sup>rd</sup> BDS LECTURE</b>		
	1. Epithelial Tumors	Dr Veena Naik	Oral Pathology
	2. Premalignant Lesion And Conditions	Dr Veena Naik	Oral Pathology
	3. Connective Tissue Tumors	Dr Pushpak Shah	Oral Pathology
	4. Odontogenic Cysts	Dr Punnya Angadi	Oral Pathology
	5. Odontogenic Tumors	Dr .Deepa Mane	Oral Pathology
	6. Salivary Gland Tumors	Dr Pushpak Shah	Oral Pathology

**ATTESTED**

*(Signature)*  
**Dr. V.A. Kothiwale**  
 Registrar  
 KLE Academy of Higher Education and Res.  
 (Deemed-to-be-University u/s 3 of the UGC Act. 1956)  
 Belagavi-590 010, Karnataka

2.	Ppt of ITL	All staff	Oral pathology
----	------------	-----------	----------------


CONSERVATIVE DENTISTRY AND ENDODONTICS			
SL No	E – content(PPT's)/ Video lectures/ Demonstrations/Impartus/Blended learning	Name of the staff	Name of the department
1.	Fundamentals of cavity preparation	Dr Sneha	Conservative dentistry and endodontics
2.	Caries –Classification Caries –Definition, Etiology Caries –TheoriesDiagnosis Caries –Treatment Caries – Prevention	Dr Suresh	Conservative dentistry and endodontics
3.	Hand cutting Instruments Classifications, Nomenclature, Hand cutting instrument - Design, Formula, Care, Grasp, Rest	Dr Preeti	Conservative dentistry and endodontics
4.	Rotary cutting instruments-Burs, Diamond points, Rotary cutting instrumentsDesign and Use	Dr sandhya	Conservative dentistry and endodontics
5.	Isolation – Classification , Different aids used Isolation – classification , rubber dam kit	Dr Sunita	Conservative dentistry and endodontics
6.	Matrices and Retainers	Dr shavina	Conservative dentistry and endodontics
7.	Wedges and Separators	Dr suresh	Conservative dentistry and endodontics
8.	Pulp Protection	Dr Anand	Conservative dentistry and endodontics
9.	Inlay – Definitions , Inlay , onlay advantages disadvantages	Dr Roopa	Conservative dentistry and endodontics
10.	Inlay Principles of cavity preparation, wax pattern fabrication	Dr Sneha	Conservative dentistry and endodontics
11.	Anterior aesthetic restorative materials- Composites, , Compomers, Ceramics	Dr Aniket	Conservative dentistry and endodontics

**ATTESTED**

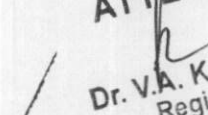
Dr. V. A. Kothiwale  
Registrar

Agency of Higher Education and Research  
Belagavi-590 101  
Belagavi-590 101  
Belagavi-590 101


	Anterior aesthetic restorative materials- GIC Anterior aesthetic restorative materials- Compomers , ceramics		
12.	Management of Deep Carious Lesions- Indirect pulp capping, Management of Deep Carious Lesions- Direct pulp capping, Pulpotomy	Dr Sonal	Conservative dentistry and endodontics
13.	Introduction to Endodontics-Access cavity preparation and brief introduction of root canal instruments & materials	Dr Neha	Conservative dentistry and endodontics
14.	Overview of Dental Material	Dr shavina	Conservative dentistry and endodontics
15.	Silicate and copper Cement	Dr shavina	Conservative dentistry and endodontics
16.	Zinc Phosphate + Zinc Silico Phosphate Cement	Dr Preeti	Conservative dentistry and endodontics
17.	Zinc Poly carboxylate Cement	Dr Anand	Conservative dentistry and endodontics
18.	Zinc Oxide Eugenol	Dr Sunita	Conservative dentistry and endodontics
19.	Zinc Oxide Eugenol Modifications	Dr sneha	Conservative dentistry and endodontics
20.	Glass Ionomer Cement ( Sandwich Technique )	Dr Sandhya	Conservative dentistry and endodontics
21.	Resin Cement + Principles of cementations	Dr Aniket	Conservative dentistry and endodontics
22.	Liner and Bases , Varnish and Calcium hydroxide	Dr Roopa	Conservative dentistry and endodontics
23.	Guttapercha	Dr Anand	Conservative dentistry and endodontics
24.	Amalgam	Dr Sonal	Conservative dentistry and endodontics
25.	Amalgam Propertis	Dr Roopa	Conservative dentistry and endodontics
26.	Mercury Management	Dr Preeti	Conservative dentistry and

**ATTESTED**  
  
**Dr. V.A. Kothiwale**  
 Registrar  
 KLE Academy of Higher Education and Research,  
 (Deemed-to-be-University u/s 3 of the UGC Act 1956)  
 Belagavi-590 010, Karnataka


			endodontics
27.	Composite ( wasting diseases, pit and fissure, core buildup , veneering , orthodontics appliances)	Dt Avinash	Conservative dentistry and endodontics
28.	Indirect Composites	Dr Sunita	Conservative dentistry and endodontics
29.	Bonding Systems	Dr Neha	Conservative dentistry and endodontics
30.	Direct Filling Gold	Dr Suresh	Conservative dentistry and endodontics
31.	Examination –Diagnosis and treatment planning	Dr suresh	Conservative dentistry and endodontics
32.	Infection control in Conservative Dentistry and Endodontics	Dr Roopa	Conservative dentistry and endodontics
33.	Recent advances of isolation	Dr Sneha	Conservative dentistry and endodontics
34.	Control of pain during operative procedures	Dr Roopa	Conservative dentistry and endodontics
35.	Management of Gingival tissue during operative & procedures & Impression procedure	Dr Anand	Conservative dentistry and endodontics
36.	Contacts & contours	Dr Aniket	Conservative dentistry and endodontics
37.	Amalgam restorations- <ul style="list-style-type: none"> <li>• Complex amalgam restoration</li> <li>• Class II modifications</li> <li>• Pin retained amalgam</li> <li>• Bonded amalgam</li> </ul>	Dr shavina Dr Avinash Dr Shavina Dr Sandhya	Conservative dentistry and endodontics
38.	Wasting diseases & its management	Dr Roopa	Conservative dentistry and endodontics
39.	Definition –Aim and scope of Endodontics[ Short essay / Short answer ]	Dr Neha	Conservative dentistry and endodontics
40.	Diseases of the pulp and its management	Dr Neha	Conservative dentistry and endodontics
41.	Diseases of the periradicular tissue and	Dr Roopa	Conservative dentistry and endodontics

**ATTESTED**  
  
**Dr. V.A. Kothiwale**  
 Registrar  
 KLE Academy of Higher Education and Research,  
 (Deemed-to-be-University u/s 3 of the UGC Act. 1956) Belagavi-590 010, Karnataka 28

	management		
42.	Rationale of Endodontic treatment	Dr Anand	Conservative dentistry and endodontics
43.	Endodontic diagnosis	Dr Sonal	Conservative dentistry and endodontics
44.	Recent advances in endodontic diagnosis	Dr shavina	Conservative dentistry and endodontics
45.	Case selection in Endodontics	Dr Sneha	Conservative dentistry and endodontics
46.	Endodontic hand Instruments sterilization /	Dr Sunita	Conservative dentistry and endodontics
47.	Direct filling Gold <ul style="list-style-type: none"> <li>• Indication ,contraindications</li> <li>• Various cavity designs and preparation of cavities ,types of Cohesive Gold</li> <li>• Principles of manipulation</li> <li>• Compaction techniques, finishing and polishing.</li> </ul>	Dr Preeti	Conservative dentistry and endodontics
48.	a) Fundamental concepts of enamel and dentin adhesion <ul style="list-style-type: none"> <li>• Basic concepts of adhesion</li> <li>• Enamel adhesion</li> <li>• Dentin adhesion</li> <li>• Development of dentin bonding systems</li> <li>• Current concept of bonding systems with clinical relevance</li> </ul> b) Introduction to composite restorations <ul style="list-style-type: none"> <li>• Types of composites</li> <li>• Important properties</li> <li>• Polymerization of composite</li> <li>• Indications</li> <li>• Contraindications</li> <li>• Advantages</li> <li>• Disadvantages</li> <li>• Material aspects</li> </ul> c) Direct Composite restorations <ul style="list-style-type: none"> <li>• Tooth preparation and restorative technique for Class I II III IV V and VI composite restorations</li> <li>• Repair of composite restorations</li> </ul>	Dr Avinash  Dr Roopa  Dr Neha	Conservative dentistry and endodontics

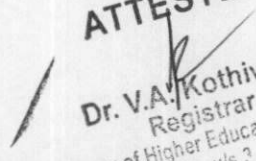
**ATTESTED**  
  
**Dr. V.A. Kothiwale**  
 Registrar  
 KLE Academy of Higher Education and Research,  
 (Deemed-to-be-University u/s 3 of the UGC Act: 1956)  
 Belagavi-590 010, Karnataka

<ul style="list-style-type: none"> <li>• Common problems: causes and potential solutions</li> </ul> <p>d) Glass ionomer restorations</p> <ul style="list-style-type: none"> <li>• Indications</li> <li>• Contraindications</li> <li>• Advantages</li> <li>• Disadvantages</li> <li>• Tooth preparation and restorative technique</li> </ul> <p>e) Dental Ceramics</p> <p>f) Class I and Class II indirect tooth colored restorations ( Ceramic and Composite)</p> <ul style="list-style-type: none"> <li>• Indications</li> <li>• Contraindications</li> <li>• Advantages</li> <li>• Disadvantages</li> <li>• Clinical procedures</li> <li>• Common problems and solutions</li> <li>• Repair of tooth coloured inlays and onlays</li> </ul> <p>g) Additional conservative esthetic procedures</p> <p>1) Artistic elements</p> <ul style="list-style-type: none"> <li>• Shape or form</li> <li>• Symmetry and proportionality</li> <li>• Position and alignment</li> <li>• Surface texture</li> <li>• Color</li> <li>• Translucency</li> <li>• Clinical considerations</li> </ul> <p>2) Conservative alterations of tooth contours and contacts</p> <ul style="list-style-type: none"> <li>• Alterations of shape of natural teeth</li> <li>• Alterations of embrasures</li> <li>• Correction of diastemas</li> </ul> <p>3) Conservative treatments for discoloured teeth (Etiology, Microabrasion, Macroabrasion only)</p> <p>4) Acid etched resin bonded splints</p> <ul style="list-style-type: none"> <li>• Periodontally</li> </ul>	<p>Dr avinash</p> <p>Dr Shavina</p> <p>Dr Aniket</p> <p>Dr Shavina</p> <p>Dr Sneha</p>	
---	--	--


**ATTESTED**  
  
**Dr. V.A. Kothiwale**  
 Registrar  
 KLE Academy of Higher Education and Research,  
 (Deemad-to-be-University u/s 3 of the UGC Act, 1956)  
 Belagavi-590 010, Karnataka

	<ul style="list-style-type: none"> <li>involved tooth Stabilization of teeth after orthodontic treatment</li> </ul> <p>5) Conservative bridges</p> <ul style="list-style-type: none"> <li>Natural tooth pontic</li> <li>Denture tooth pontic</li> <li>Porcelain fused to metal pontic or all metal pontic with metal retainers</li> <li>All porcelain pontic</li> </ul>		
49.	Treatment of discolored teeth( Bleaching only)	Dr Roopa	Conservative dentistry and endodontics
50.	Endodontics –Periodontics - interrelation –classification and management.	Dr Suresh	Conservative dentistry and endodontics
51.	<p>Surgical Endodontics</p> <ul style="list-style-type: none"> <li>Case selection – indications /contraindications</li> <li>Incision and drainage Trephination</li> <li>Various flap designs for periradicular surgery</li> <li>Root end surgeries –Apicoectomy /curettage.</li> <li>Retrograde fillings – root resection and hemisection</li> <li>Bicuspidation (short essay /short answer)</li> <li>Reimplantation , Intentional</li> <li>Reimplantation . Transplantation <ul style="list-style-type: none"> <li>Endodontics Endosseous Implants</li> <li>Miscellaneous of Endodontics</li> <li>Use of Microscopes in Endodontics</li> </ul> </li> </ul>	Dr Sandhya	Conservative dentistry and endodontics
52.	Root resorption – classification ,etiology & management ( in brief)	Dr Neha	Conservative dentistry and endodontics
53.	Traumatic teeth - Management only	Dr Sunita	Conservative dentistry and endodontics
54.	Endodontic emergencies and	Dr Sunita	Conservative dentistry and

**ATTESTED**

  
**Dr. V.A. Kothiwale**  
 Registrar  
 KLE Academy of Higher Education and Research,  
 (Deemed-to-be-University u/s 2 of the UGC Act. 1956)  
 Belagavi-590 010, Karnataka

	management		endodontics
55.	Single visit Endodontics	Dr Preeti	Conservative dentistry and endodontics
56.	Laser	Dr shavina	Conservative dentistry and endodontics
57.	Air abrasion	Dr Sonal	Conservative dentistry and endodontics
58.	Veneers	Dr Sonal	Conservative dentistry and endodontics
59.	Gingival retraction methods	Dr Anand	Conservative dentistry and endodontics
60.	Anatomy of the pulp space (Internal anatomy of pulp chamber) Access opening and principles	Dr.Sonal	Conservative dentistry and endodontics
61.	Determination of working length / methods	Dr.Sneha	Conservative dentistry and endodontics
62.	Rotary Instruments for cleaning and shaping	Dr.Anand	Conservative dentistry and endodontics
63.	Preparation of root canal - Cleaning & Shaping	Dr.Preeti	Conservative dentistry and endodontics
64.	Disinfection of root canal	Dr.Avinash	Conservative dentistry and endodontics
65.	Intra canal medicaments and Irrigants used in Endodontics	Dr.Roopa	Conservative dentistry and endodontics
66.	Temporary filling materials	Dr.shavina	Conservative dentistry and endodontics
67.	Microbiology as related to Endodontics <ul style="list-style-type: none"> <li>• Microbial flora and infected pulp</li> <li>• Various cultures tests - techniques -culture media interpretation</li> <li>• Antibiotic sensitivity</li> </ul>	Dr.Neha	Conservative dentistry and endodontics
68.	Obturing Materials – Classification and Description	Dr.Roopa	Conservative dentistry and endodontics
69.	Root Canal Sealer	Dr.Suresh	Conservative dentistry and endodontics
70.	Various techniques of root canal obturation including recent techniques and Repair	Dr.Avinash	Conservative dentistry and endodontics
71.	Procedural errors	Dr.Shavina	Conservative dentistry and endodontics
72.	Cast Gold restorations <ul style="list-style-type: none"> <li>• Definitions of Inlay and Onlay</li> <li>• Indications and Contraindications</li> <li>• Cavity designs for class II cast Gold inlay restorations, wax patterns</li> <li>• Spruing ,Investing and Casting</li> </ul>	Dr.Anand	Conservative dentistry and endodontics

**ATTESTED**  
  
**Dr. V.A. Kothiwale**  
 Registrar  
 KLE Academy of Higher Education and Research,  
 (Deemed-to-be-University u/s 3 of the UGC Act, 1956)  
 Belagavi-590 010, Karnataka



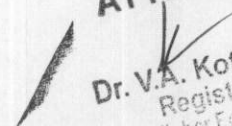
	<ul style="list-style-type: none"><li>• Seating ,Adjusting , Polishing of the Casting</li><li>• Cementation</li></ul>		

**ATTESTED**

**Dr. V.A. Kothiwale**  
Registrar

KLE Academy of Higher Education and Research,  
(Deemed-to-be-University u/s 3 of the UGC Act, 1956)  
Belagavi-590 010, Karnataka

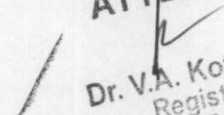
Department of Orthodontics			
PPT's			
1	COMPUTERS IN ORTHODONTICS	Dr. Tejashri Pradhan	<b>Department of Orthodontics</b>
2	PREVENTIVE AND INTERCEPTIVE ORTHODONTICS		
3	MODEL ANALYSIS AND STUDY MODELS		
4	PREVENTIVE AND INTERCEPTIVE ORTHODONTICS	Dr. Shenavi Keluskar K.M.	
5	SOLDERING AND WELDING		
6	ORTHOGNATHIC SURGERY (INTERGRATED CLASS WITH ORAL SURGERY)		
7	ORTHODONTIC FORCES AND BIOMECHANICS		
8	TISSUE RESPONSE TO ORTHODONTIC TOOTH MOVEMENT		
9	SURGICAL ORTHODONTICS		
10	TREATMENT FOR CLEFT LIP AND PALATE		
11	INTRODUCTON TO ORTHODONTICS WITH HISTORY	Dr. Roopa S Jatti	
12	POSTNATAL GROWTH OF MAXILLA AND MANDIBLE		
13	INTRODUCTION , LANDMARKS AND PLANES IN CEPHALOMETRICS		
14	DOWN'S AND TWEED'S ANALYSIS		
15	DEVELOPMENT OF DENTITION	Dr. Rohan S Hattarki	
16	DIAGNOSIS : ORTHODONTIC HISTORY, EXAMINATION, AND OTHER INVESTIGATIONS		
17	TREATMENT OF ANTERIOR OPEN BITE, DEEP BITE AND MIDLINE DIASTEMA		
18	RETENTION AND RELAPSE		
19	REMOVABLE ORTHODONTIC APPLIANCES AND HABIT BREAKING APPLIANCES	Dr. Anand B	
20	MYOFUNCTIONAL APPLIANCE: MODE OF ACTION AND CLASSIFICATION- ACTIVATOR AND BIONATOR		
21	TREATMENT PLANNING IN ORTHODONTICS&MANGEMENT OF CLASS I MALOCCLUSIONS		
22	MALOCCLUSION AND CLASSIFICATION	Dr. Manjunath	
23	HABITS		
24	ADULT ORTHODONTICS		

**ATTESTED**  
  
**Dr. V.A. Kothiwale**  
 Registrar  
 KLE Academy of Higher Education and Research,  
 (Deemed-to-be-University) Act 2 of the UCC Act 1984,  
 Belagavi-590 010, Karnataka

25	ETIOLOGY OF MALOCCLUSION: LOCAL AND GENERAL FACTORS	Dr. Vikram	<b>Department of Orthodontics</b>
26	GROWTH AND DEVELOPMENT - BASIC		
27	METHODS OF SPACE GAINING, EXPANSION AND EXTRACTION		
28	PRE-NATAL GROWTH :MAXILLA AND MANDIBLE	Dr Amit	
29	GENETICS IN ORHODONTICS		
30	FRANKEL, HERBST AND TWIN BLOCK		
31	TREATMENT OF CLASS II AND CLASS III		

**PROSTHODONTICS AND CROWN & BRIDGE**

SL No	E – content(PPT's)/ Video lectures/ Demonstrations/Impartus/Blended learning	Name of the staff	Name of the department
1.	BALANCED OCCLUSION	Dr.Raghunath Patil	Prosthodontics and Crown & Bridge
2.	BIOLOGICAL CONSIDERATIONS OF MAXILLARY EDENTULOUS JAW	Dr.Anandkumar G Patil	Prosthodontics and Crown & Bridge
3.	C D - BALANCED OCCLUSION	Dr.Ramesh Nayakar	Prosthodontics and Crown & Bridge
4.	C D - BIOLOGICAL CONSIDERATIONS OF MAXILLARY EDENTULOUS JAW	Dr.Mahantesh B	Prosthodontics and Crown & Bridge
5.	C D - HINGE AXIS AND FACE BOW	Dr.Santosh Nelogi	Prosthodontics and Crown & Bridge
6.	C D - IMPRESSION MAKING	Dr.Sounyla	Prosthodontics and Crown & Bridge
7.	C D - JAW RELATION - VERTICAL	Dr.Vinutha H	Prosthodontics and Crown & Bridge
8.	C.D - BALANCED OCCLUSION	Dr.Hema K	Prosthodontics and Crown & Bridge
9.	FACE BOW	Dr.Prashant Karni	Prosthodontics and Crown & Bridge
10	GERIATRICS	Dr.Abhijit Patil	Prosthodontics and Crown & Bridge
11	HORIZONTAL JAW RELATION	Dr.Sayed M Killedar	Prosthodontics and Crown & Bridge
12	PROSTHO - ARTICULATORS	Dr.swapnil S	Prosthodontics and Crown & Bridge
13	PROSTHO - OCCLUSION	Dr.Mallikarjun HD	Prosthodontics and Crown & Bridge
14	PROSTHO - SUPPORT,STABILITY & RETENTION	Dr.Raghunath Patil	Prosthodontics and Crown & Bridge
15	VERTICAL JAW RELATION	Dr.Anandkumar G Patil	Prosthodontics and Crown & Bridge

**ATTESTED**  
  
**Dr. V.A. Kothiwale**  
 Registrar  
 KLE Academy of Higher Education and Research,35  
 (Deemed-to-be-University u/s 3 of the UGC Act. 1956)  
 Belagavi-590 010, Karnataka

16	CHEMISTRY OF SYNTHETIC RESINS	Dr.Ramesh Nayakar	Prosthodontics and Crown & Bridge
17	D.M - BIOCOMPATABILITY	Dr.Mahantesh B	Prosthodontics and Crown & Bridge
18	D.M - DENTALCASTING ALLOYS	Dr.Santosh Nelogi	Prosthodontics and Crown & Bridge
19	D.M - DIE MATERIALS	Dr.Sounyla	Prosthodontics and Crown & Bridge
20	D.M - ELASTOMERIC IMPRESSION MATERIALS	Dr.Vinutha H	Prosthodontics and Crown & Bridge
21	D.M - GYPSUM PRODUCTS	Dr.Hema K	Prosthodontics and Crown & Bridge
22	D.M - HYDROCOLLOIDS	Dr.Prashant Karni	Prosthodontics and Crown & Bridge
23	D.M - LUTING AGENTS	Dr.Abhijit Patil	Prosthodontics and Crown & Bridge
24	D.M - PERFORMANCE STANDARDS FOR DENTAL MATERIALS	Dr.Sayed M Killedar	Prosthodontics and Crown & Bridge
25	D.M - RESIN	Dr.Aditya Acharya	Prosthodontics and Crown & Bridge
26	D.M - SOLDERING	Dr.swapnil S	Prosthodontics and Crown & Bridge
27	DIE MATERIALS SOWMYA	Dr.Mallikarjun HD	Prosthodontics and Crown & Bridge
28	HYDROCOLLOIDS	Dr.Raghunath Patil	Prosthodontics and Crown & Bridge
29	MECHANICAL PROPERTIES OF DENTAL MATERIALS	Dr.Anandkumar G Patil	Prosthodontics and Crown & Bridge
30	NONAQUEOUS ELASTOMERIC IMPRESSION MATERIALS	Dr.Ramesh Nayakar	Prosthodontics and Crown & Bridge
31	PERFORMANCE STANDARDS FOR DENTAL MATERIALS	Dr.Mahantesh B	Prosthodontics and Crown & Bridge
32	PHYSICAL PROPERTIES OF DENTAL MATERIALS	Dr.Santosh Nelogi	Prosthodontics and Crown & Bridge
33	RESIN	Dr.Sounyla	Prosthodontics and Crown & Bridge
34	FUNDAMENTALS OF OCCLUSION	Dr.Vinutha H	Prosthodontics and Crown & Bridge
35	PRINCIPLES OF TOOTH PREPARATION	Dr.Hema K	Prosthodontics and Crown & Bridge
36	ANTERIOR TWO THIRD CROWN	Dr.Prashant Karni	Prosthodontics and Crown & Bridge
37	FOUR FIFTH CROWN	Dr.Abhijit Patil	Prosthodontics and Crown & Bridge
38	COMPLETE VENEER CROWN	Dr.Sayed M Killedar	Prosthodontics and Crown & Bridge
39	PORCELAIN JACKET CROWN	Dr.Aditya	Prosthodontics and

**ATTESTED**

*[Signature]*  
**Dr. V.A. Kothiwale**  
 Registrar  
 KLE Academy of Higher Education and Research,  
 (Deemed-to-be-University u/s 3 of the UGC Act. 1956)  
 Belagavi-590 010, Karnataka

		Acharya	Crown & Bridge
40	POST AND CORE	Dr.swapnil S	Prosthodontics and Crown & Bridge
41	TEMPORARY RESTORATIONS	Dr.Mallikarjun HD	Prosthodontics and Crown & Bridge
42	GINGIVAL RETRACTION	Dr.Raghunath Patil	Prosthodontics and Crown & Bridge
43	WORKING CASTS & DIES	Dr.Anandkumar G Patil	Prosthodontics and Crown & Bridge
44	PONTICS	Dr.Ramesh Nayakar	Prosthodontics and Crown & Bridge
45	RECENT ADVANCES IN FPD	Dr.Mahantesh B	Prosthodontics and Crown & Bridge
46	IMPRESSION PROCEDURES IN FPD	Dr.Santosh Nelogi	Prosthodontics and Crown & Bridge
47	FPD - COMPLETE VENEER CROWN	Dr.Sounyla	Prosthodontics and Crown & Bridge
48	FPD - DIAGNOSIS & TT PLANNING	Dr.Vinutha H	Prosthodontics and Crown & Bridge
49	FPD - PONTIC	Dr.Hema K	Prosthodontics and Crown & Bridge
50	FPD - PONTIC	Dr.Prashant Karni	Prosthodontics and Crown & Bridge
51	FPD - POST AND CORE CROWN	Dr.Abhijit Patil	Prosthodontics and Crown & Bridge
52	FPD - TOOTH PREPERATION	Dr.Sayed M Killedar	Prosthodontics and Crown & Bridge
53	FPD - WORKING CASTS AND DIES	Dr.Aditya Acharya	Prosthodontics and Crown & Bridge
54	LUTING AGENTS	Dr.swapnil S	Prosthodontics and Crown & Bridge
55	SOLDERING	Dr.Mallikarjun HD	Prosthodontics and Crown & Bridge
56	TISSUE MANAGEMENT IN FPD	Dr.Raghunath Patil	Prosthodontics and Crown & Bridge
57	IMPLANTS - ABUTMENT SELECTION	Dr.Ramesh Nayakar	Prosthodontics and Crown & Bridge
58	IMPLANTS - DENTAL IMPLANTS	Dr.Mahantesh B	Prosthodontics and Crown & Bridge
59	IMPLANTS - DIAGNOSIS & TT PLANNING	Dr.Santosh Nelogi	Prosthodontics and Crown & Bridge
60	PROSTHO - OBTURATOR - FOR MAXILLARY DEFECTS	Dr.Sounyla	Prosthodontics and Crown & Bridge
61	PROSTHO - OBTURATOR FOR CLEFT PALATE	Dr.Vinutha H	Prosthodontics and Crown & Bridge
62	CLASS DIRECT RETAINERS	Dr.Hema K	Prosthodontics and Crown & Bridge


**ATTESTED**

*[Signature]*  
**Dr. V.A. Kothiwale**  
 Registrar  
 KLE Academy of Higher Education and Research.  
 (Deemed-to-be-University u/s 3 of the UGC Act. 1956)  
 Belagavi-590 010, Karnataka

63	CLASSIFICATION OF PARTIALLY EDENTULOUS ARCHES	Dr.Prashant Karni	Prosthodontics and Crown & Bridge
64	EXTRACORONAL	Dr.Abhijit Patil	Prosthodontics and Crown & Bridge
65	INDIRECT RETAINERS	Dr.Sayed M Killedar	Prosthodontics and Crown & Bridge
66	MANDIBULAR MAJOR CONNECTORS	Dr.Aditya Acharya	Prosthodontics and Crown & Bridge
67	MAXILLARY MAJOR CONNECTOR FINAL	Dr.swapnil S	Prosthodontics and Crown & Bridge
68	MINOR CONNECTORS	Dr.Mallikarjun HD	Prosthodontics and Crown & Bridge
69	MOUTH PREPARATION FOR RPD	Dr.Raghunath Patil	Prosthodontics and Crown & Bridge
70	REST AND REST SEATS	Dr.Anandkumar G Patil	Prosthodontics and Crown & Bridge
71	RPD - ATAACHMENTS	Dr.Ramesh Nayakar	Prosthodontics and Crown & Bridge
72	RPD - CLASSIFICATION	Dr.Mahantesh B	Prosthodontics and Crown & Bridge
73	RPD - COMPONENTS	Dr.Santosh Nelogi	Prosthodontics and Crown & Bridge
74	RPD - INTRODUCTION	Dr.Sounyla	Prosthodontics and Crown & Bridge
75	RPD - MAJOR CONNECTOR - MAXILLARY	Dr.Vinutha H	Prosthodontics and Crown & Bridge

**PUBLIC HEALTH DENTISTRY**


SL No	E – content(PPT's)/ Video lectures/ Demonstrations/Impartus/Blended learning	Name of the staff	Name of the Department
1	Introduction to public health dentistry	Dr. Ankola	Public Health Dentistry
2	Concepts of health and disease	Dr. Sagar	Public Health Dentistry
	Concepts of health and disease	Dr. Sagar	Public Health Dentistry
3	Oral health survey	Dr. Sagar	Public Health Dentistry
4	Environment and health		Public Health Dentistry
	Water	Dr. Pratibha	Public Health Dentistry
	Air	Dr. Mahantesh	Public Health Dentistry
	Hospital waste disposal	Dr. Mahantesh	Public Health Dentistry
5	Health care delivery system	Dr. Mahantesh	Public Health Dentistry
6	General principles of epidemiology	Dr. Roopali	Public Health Dentistry
7	Health education	Dr. Pratibha	Public Health Dentistry
8	School dental health education	Dr. Pratibha	Public Health Dentistry
9	Planning and evaluation	Dr. Sagar	Public Health Dentistry
10	ART	Dr. Ankola	Public Health Dentistry
11	PFS	Dr. Ankola	Public Health Dentistry
12	Epidemiology of dental caries	Dr. Roopali	Public Health Dentistry

**ATTESTED**  
  
 Dr. V.K. Kothiwale  
 Registrar  
 KLE Academy of Higher Education and Research,  
 (Deemed-to-be-University u/s 3 of the UGC Act 1956)  
 Belagavi-590 010, Karnataka

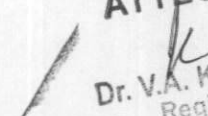
	Periodontal disease	Dr. Pratibha	Public Health Dentistry
	Oral cancer	Dr. Sagar	Public Health Dentistry
13	Dental indices Def and IR	Dr. Ankola	Public Health Dentistry
	DMF & DMFS	Dr. Ankola	Public Health Dentistry
	WHO & CPITN	Dr. Ankola	Public Health Dentistry
	OHI & OHIS	Dr. Ankola	Public Health Dentistry
14	Dental auxiliary	Dr. Pratibha	Public Health Dentistry
15	Caries activity test	Dr. Ankola	Public Health Dentistry
16	Caries vaccine	Dr. Ankola	Public Health Dentistry
	National & international agencies	Dr. Ankola	Public Health Dentistry
	DCI	Dr. Ankola	Public Health Dentistry
	IDA	Dr. Ankola	Public Health Dentistry
17	IAPHD	Dr. Ankola	Public Health Dentistry
18	Ethics	Dr. Ankola	Public Health Dentistry
19	COPRA	Dr. Ankola	Public Health Dentistry
20	Fluoride	Dr. Roopali	Public Health Dentistry
21	Dental practice management	Dr. Ankola	Public Health Dentistry
22	Dental Payments	Dr. Ankola	Public Health Dentistry
23	Social sciences	Dr. Sagar	Public Health Dentistry
24	Biostatistics	Dr. Sagar	Public Health Dentistry

**PERIODONTICS**

Sl. No.	E-Content (PPT's) Demonstration / imparts/ Blended learning	Name of the staff	Name of the Department
1.	Gingiva	Dr. Shweta H.	Periodontics
2.	Periodontal ligament	Dr. Vilas Pattar	Periodontics
3.	Cementum	Dr. Neelamma S	Periodontics
4.	Alveolar bone	Dr. Menaka K B	Periodontics
5.	Aging and periodontium	Dr. Abhishek Z	Periodontics
6.	Plaque microbiology	Dr. Renuka M	Periodontics
7.	Calculus & role of other predisposing factors	Dr. Vinayak K	Periodontics
8.	Influence of systemic disorders and stress on the periodontium	Dr. Shweta H.	Periodontics
9.	Basic Concepts of Immunity & Inflammation	Dr. Vilas Pattar	Periodontics
10.	Smoking & Periodontal diseases	Dr. Neelamma S	Periodontics
11.	Periodontal medicine	Dr. Menaka K B	Periodontics
12.	Oral Malodor	Dr. Abhishek Z	Periodontics
13.	Dental Hypersensitivity	Dr. Renuka M	Periodontics
14.	Acute Gingival Infections	Dr. Vinayak K	Periodontics
15.	Gingival Diseases in Childhood	Dr. Shweta H.	Periodontics

**ATTESTED**  
  
**Dr. V.A. Kothiwale**  
 Registrar  
 KLE Academy of Higher Education and Research,  
 (Deemed-to-be-University u/s 3 of the UCC Act 1956)  
 Belagavi-590 014, Karnataka

16.	Defense mechanism of gingiva	Dr. Vilas Pattar	Periodontics
17.	Gingival Inflammation	Dr. Menaka K B	Periodontics
18.	Clinical features of gingivitis	Dr. Abhishek Z	Periodontics
19.	Gingival Enlargement	Dr. Renuka M	Periodontics
20.	Periodontology microbiology	Dr. Shweta H.	Periodontics
21.	Dental calculus	Dr. Neelamma S	Periodontics
22.	Classification of periodontal disease	Dr. Abhishek Z	Periodontics
23.	Evidence based decision Making	Dr. Shweta H.	Periodontics
24.	Epidemiology of gingival & periodontal disease	Dr. Neelamma S	Periodontics
25.	Desquamative gingivitis and Necrotizing ulcerative periodontitis,	Dr. Vinayak K	Periodontics
26.	Refractory periodontitis	Dr. Vinayak K	Periodontics
27.	The periodontal pocket	Dr. Shweta H.	Periodontics
28.	Bone loss and patterns of bone destruction	Dr. Vilas Pattar	Periodontics
29.	Chronic periodontitis	Dr. Abhishek Z	Periodontics
30.	Periodontitis as a manifestation of systemic diseases	Dr. Renuka M	Periodontics
31.	Aggressive periodontitis	Dr. Vinayak K	Periodontics
32.	AIDS and the periodontium	Dr. Shweta H.	Periodontics
33.	Clinical diagnosis	Dr. Vilas Pattar	Periodontics
34.	Radiographic AIDS in the diagnosis of PDL disease	Dr. Neelamma S	Periodontics
35.	Advanced diagnostic techniques	Dr. Menaka K B	Periodontics
36.	Risk assessment	Dr. Abhishek Z	Periodontics
37.	Levels of clinical significance	Dr. Renuka M	Periodontics
38.	Determination of prognosis	Dr. Vinayak K	Periodontics
39.	Rationale for periodontal treatment	Dr. Shweta H.	Periodontics
40.	Treatment plan	Dr. Shweta H.	Periodontics
41.	Periodontal therapy in female patient	Dr. Vilas Pattar	Periodontics
42.	Periodontal treatment of medically compromised patients	Dr. Neelamma S	Periodontics
43.	<b>Non Surgical Therapy</b> - Phase I Periodontal Therapy Plaque control for the Periodontal Patient – scaling & Root Planning	Dr. Neelamma S	Periodontics
44.	Chemotherapeutic Agents : Local Delivery of Antibiotics	Dr. Menaka K B	Periodontics
45.	Host Modulation Agents	Dr. Abhishek Z	Periodontics
46.	Periodontal splints	Dr. Renuka M	Periodontics
47.	Sonic & Ultrasonic Instrumentation,	Dr. Vinayak K	Periodontics

**ATTESTED**  
  
**Dr. V.A. Kothiwale**  
 Registrar  
 KLE Academy of Higher Education and Research,  
 (Deemed-to-be-University) u/s of the UGC Act, 1956  
 Belagavi-590 010, Karnataka



	Supragingival & Subgingival Irrigations		
48.	Gingival Surgical Techniques	Dr. Menaka K B	Periodontics
49.	Gingival Curettage	Dr. Menaka K B	Periodontics
50.	The Periodontal Flap	Dr. Renuka M	Periodontics
51.	Suturing Technique	Dr. Shweta H.	Periodontics
52.	Gingivectomy	Dr. Menaka K B	Periodontics
53.	Resective Osseous Surgery	Dr. Vilas Pattar	Periodontics
54.	Furcation: Involvement & Treatment	Dr. Abhishek Z	Periodontics
55.	Periodontal Plastic & Esthetic Surgery -	Dr. Renuka M	Periodontics
56.	Supportive Periodontal Treatment	Dr. Abhishek Z	Periodontics
<b>ORAL &amp; MAXILLOFACIAL SURGERY</b>			
S.No	E-content (PPT's)/Video Lectures / Demonstrations/ Impartus /Blended learning	Name of the staff	Name of the Department
1	Benign odontogenic tumours	DrSidrameshMut tagi	Oral & Maxillofacial Surgery
2	Management of oral cancer	DrSidrameshMut tagi	Oral & Maxillofacial Surgery
3	nerve injuries	DrSidrameshMut tagi	Oral & Maxillofacial Surgery
4	Hypermobility	DrTejraj Kale	Oral & Maxillofacial Surgery
5	Medical Emergencies in Oral final	DrTejraj Kale	Oral & Maxillofacial Surgery
6	Impactions	DrAratiNeeli	Oral & Maxillofacial Surgery
7	CYSTS OF THE JAW1	Dr S D Baliga	Oral & Maxillofacial Surgery
8	MID FACE FRATURE	Dr S D Baliga	Oral & Maxillofacial Surgery
9	conscious sedation	DrSidrameshMut tagi	Oral & Maxillofacial Surgery
10	medical emergencies	DrAbhishekMoti math	Oral & Maxillofacial Surgery
11	Maxillary Sinus	DrAbhishekMoti math	Oral & Maxillofacial Surgery

**ATTESTED**

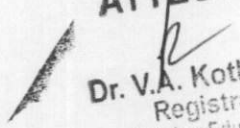
Dr. V.A. Kothiwale  
Registrar

KLE Academy of Higher Education and Research,  
(Deemed-to-be-University u/s 3 of U.C. Act 1956)  
Belagavi-590 010, Karnataka

**LIST OF E CONTENT DELIVERED 2016**

Department of Oral Medicine and radiology


S no	TOPIC	STAFF	Department
55.	Introduction to Oral Medicine & Radiology	Dr. Anjana	Department of Oral Medicine and radiology
56.	Health Physics	Dr. Kajal	
57.	Cervicofacial lymphadenopathy	Dr. Shivayogi	
58.	Stomatitis	Dr. Vasanti	
59.	Radiation Physics	Dr. Arvind	
60.	Radiation Biology	Dr. Namratha	
61.	Processing & faults	Dr. Namratha	
62.	Principles of Radiographic interpretation	Dr. Zameera	
63.	Projection Geometry	Dr. Vaishali	
64.	Normal radiographic anatomy	Dr. Daneshwari	
65.	Image characteristics	Dr. Kajal	
66.	Therapeutics in dentistry – Part -I	Dr. Daneshwari	
67.	Therapeutics in dentistry – corticosteroids and Immunomodulator – Part -II	Dr. Namratha	
68.	Intra oral techniques	Dr. Vasanti	
69.	Radiographic appearance of Periodontal & periapical diseases	Dr. Shivayogi	
70.	Pigmentation disorders	Dr. Arvind	
71.	HIV	Dr. Kajal	
72.	Orofacial pain -1	Dr. Kajal	
73.	Diseases of Nerves & muscles	Dr. Vasanti	
74.	Orofacial pain - 2	Dr. Kajal	
75.	Projection Geometry	Dr. Vaishali	
76.	Pigmentation disorders	Dr. Arvind	
77.	HIV	Dr. Kajal	
78.	Radiographic appearance of cysts	Dr. Vaishali	
79.	Extra oral radiographic techniques	Dr. Daneshwari	
80.	OPG	Dr. Shivayogi	
81.	Tongue disorders	Dr. Arvind	
82.	Infection & Inflammation of the Jaw	Dr. Shivayogi	
83.	Endocrine Disease & dental considerations	Dr. Daneshwari	
84.	Diseases of maxillary sinus	Dr. Zameera	
85.	Metabolic and Nutritional deficiencies	Dr. Arvind	

**ATTESTED**  
  
**Dr. V.A. Kothiwale**  
 Registrar  
 KLE Academy of Higher Education and Research,  
 (Deemed-to-be-University) U/s 3 of the UGC Act. 1956)  
 Belagavi-590 010, Karnataka

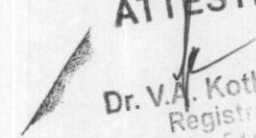
86.	Diseases of bone & Osteodystrophy	Dr. Kajal	
87.	Diseases of nerves & muscles	Dr. Vasanti	
88.	Immunological diseases	Dr. Anjana	
89.	Geriatrics	Dr. Anjana	
90.	Lasers in dentistry	Dr. Namratha	
91.	Sexually Transmitted diseases	Dr. Arvind	
92.	Specialized radiographic techniques- digital imaging, USG	Dr. Namratha	
93.	Management of dental problems in medically compromised persons	Dr. Shivayogi	
94.	Lasers in dentistry	Dr. Namratha	
95.	Dermatological disorders	Dr. Daneshwari	
96.	Specialized radiographic techniques-contrast imaging, Scintigraphy	Dr. Vasanti	
97.	Radiographic appearance of cysts	Dr. Vaishali	
98.	Orofacial pain - I	Dr. Kajal	
99.	Orofacial pain - II	Dr. Kajal	
100.	Diseases of maxillary sinus	Dr. Zameera	
101.	Forensic dentistry	Dr. Anjana	
102.	Evidence based dentistry	Dr. Vasanti	
103.	Radiographic appearance of tumors	Dr. Zameera	
104.	Pericoronal Radiolucencies & radioopacities	Dr. Kajal	
105.	Blood 1	Dr. Vaishali	
106.	Blood 2	Dr. Anjana	
107.	Blood 3	Dr. Arvind	
108.			
109.	<b>Videos developed</b>		
110.	Videos on Tobacco Cessation	Dr. Daneshwari Koshti	

### PEDIATRIC AND PREVENTIVE DENTISTRY

SL No	E – content (PPT's)/ Video lectures/ Demonstrations/ Impartus/ Blended learning	Name of the staff	Name of the department
1	Introduction to Pedodontics & preventive dentistry. Definition, scope, objectives and importance.	Dr. Shivayogi	Pediatric and preventive dentistry.
2	Case History Recording Outline of principles of examination, diagnosis & treatment planning.	Dr. Vidyavathi	Pediatric and preventive dentistry.


**ATTESTED**  
  
**Dr. V.A. Kothiwale**  
 Registrar  
 KLE Academy of Higher Education and Research,  
 (Deemed-to-be-University u/s 3 of the UGC ACT, 1956)  
 Belagavi-590 014, Karnataka

3	Setting up of Pedodontic Clinic	Dr. Triveni	Pediatric and preventive dentistry.
4	Dental radiology related to Pedodontics.	Dr. Vidyavathi	Pediatric and preventive dentistry.
5	Dental anatomy and histology. Eruption and shedding of teeth - theories Teething disorders and their management Natal & neonatal teeth.	Dr. Chaitanya	Pediatric and preventive dentistry.
6	Preventive dentistry. Definition. Principles & scope. Types of prevention. Different preventive measures used in Pediatric Dentistry including pit and fissure sealants and caries vaccine. Concepts Of MID	Dr. Chandrashekar	Pediatric and preventive dentistry.
7	Gingival and periodontal diseases in children -Normal gingiva and periodontium in children. -Definition, etiology and pathogenesis. Prevention and management of Gingival and Periodontal diseases.	Dr. Vidyavathi	Pediatric and preventive dentistry.
8	Oral surgical procedures in children. Indications and contraindications of extractions of primary and permanent teeth in children. Knowledge of local and general anesthesia. Minor surgical procedures in children. Age Changes of Mandibular foramen.	Dr. Chaitanya	Pediatric and preventive dentistry.


**ATTESTED**  
  
**Dr. V.A. Kothiwale**  
 Registrar  
 KLE Academy of Higher Education and Research,  
 (Deemed-to-be-University) (U.S. Part of the UGC Act, 1956)  
 Belagavi-590 012, Karnataka

9	<p>Dental caries including early childhood caries</p> <p>Rampant caries, early childhood caries and extensive caries: in brief</p> <p>Definition, etiology, clinical features, complications and management in detail</p> <p>Role of diet and nutrition in dental caries.</p> <p>Dietary modification and diet counseling.</p> <p>Caries, activity tests, caries prediction, caries susceptibility and their clinical application.</p>	Dr. Niraj	Pediatric and preventive dentistry.
10	<p>Development of occlusion from birth through adolescence.</p> <p>Importance of first permanent molar</p>	Dr. Vidyavathi	Pediatric and preventive dentistry.
11	<p>Child Psychology</p> <p>-Definition</p> <p>-Theories of child psychology</p> <p>-Psychological development of children with age.</p> <p>-Principles of psychological growth and development while managing child patient.</p> <p>-Dental fear and its management.</p> <p>Factors affecting child's fear to dental management.</p>	Dr. Shivayogi.	Pediatric and preventive dentistry.
12	<p>Child behavior management</p> <p>-Definitions.</p> <p>-Types of behavior encountered in dental clinic.</p> <p>- Non-pharmacological and pharmacological methods of behavior management.</p> <p>-Child abuse and neglect.</p>	Dr. Chandrashekhar	Pediatric and preventive dentistry.
13	- Infant Oral Health Care	Dr. Vidyavathi	Pediatric and

**ATTESTED**

  
**Dr. V.A. Kothiwale**  
 Registrar  
 KLE Academy of Higher Education and Research,  
 (Deemed-to-be-University u/s 3 of the HEC Act 1986)  
 Belagavi-590 010, Karnataka


	- Dental Home - Lasers		preventive dentistry.
14	Special health care needs	Dr. Niraj	Pediatric and preventive dentistry.
15	Crowns in Pediatric Dentistry	Dr. Chaitanya	Pediatric and preventive dentistry.
16	Pediatric Endodontics -Principles and diagnosis. -Classification of pulpal pathology in primary, young permanent and permanent teeth. -Management of pulpally involved primary, young permanent and permanent teeth. <ul style="list-style-type: none"><li>• Pulp capping-direct pulp capping</li><li>• Pulpotomy</li><li>• Pulpectomy</li><li>• Apexogenesis</li><li>• Apexification</li></ul> -Obturation Techniques and material used for primary, young permanent and permanent teeth in children.	Dr. Vidyavathi	Pediatric and preventive dentistry.
17	Traumatic Injuries In Children : - Classification & importance. - Sequelae & reaction of teeth to trauma. Management of traumatized teeth.	Dr. Shivayogi	Pediatric and preventive dentistry.
18	Oral habits in children Definition, etiology, classification, behavioral and clinical features, management of children with Thumb sucking, tongue thrusting, mouth breathing, lip biting, nail biting, self-injurious habits	Dr. Chandrashekar	Pediatric and preventive dentistry.

**ATTESTED**  
  
**Dr. V.A. Kothiwale**  
 Registrar  
 KLE Academy of Higher Education  
 (Deemed-to-be-University) Uls 3 of 1992  
 Belagavi-590 010, Karnataka

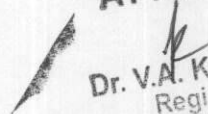
19	Gingival and periodontal diseases in children -Normal gingiva and periodontium in children. -Definition, etiology and pathogenesis. -Prevention and management of Gingival and Periodontal diseases.	Dr. Chaitanya	Pediatric and preventive dentistry.
20	Fluorides -Historical background. -Systemic and topical fluorides. -Mechanism of action -Toxicity and management -Defluoridation techniques	Dr. Chaitanya	Pediatric and preventive dentistry.
21	Preventive and interceptive orthodontics in children -Definition -Problems encountered during primary and mixed dentition phases & their management. -Space management -serial extraction	Dr. Shivayogi	Pediatric and preventive dentistry.
22	Child abuse and neglect	Dr. Shivayogi	Pediatric and preventive dentistry.
23	Dental Emergencies in children	Dr. Niraj	Pediatric and preventive dentistry.

**PERIODONTICS**

Sl. No.	E-Content (PPT's) Demonstration / imparts/ Blended learning	Name of the staff	Name of the Department
57.	Gingiva	Dr. Shweta H.	Periodontics
58.	Periodontal ligament	Dr. Vilas Pattar	Periodontics
59.	Cementum	Dr. Neelamma S	Periodontics

**ATTESTED**  
  
**Dr. V.A. Kothiwale**  
 Registrar  
 KLE Academy of Higher Education and Research,  
 (Deemed-to-be-University U.S. 2 of the 1956 Act 1956)  
 Belagavi-590 010, Karnataka

60.	Alveolar bone	Dr. Menaka K B	Periodontics
61.	Aging and periodontium	Dr. Abhishek Z	Periodontics
62.	Plaque microbiology	Dr. Renuka M	Periodontics
63.	Calculus & role of other predisposing factors	Dr. Vinayak K	Periodontics
64.	Influence of systemic disorders and stress on the periodontium	Dr. Shweta H.	Periodontics
65.	Basic Concepts of Immunity & Inflammation	Dr. Vilas Pattar	Periodontics
66.	Smoking & Periodontal diseases	Dr. Neelamma S	Periodontics
67.	Periodontal medicine	Dr. Menaka K B	Periodontics
68.	Oral Malodor	Dr. Abhishek Z	Periodontics
69.	Dental Hypersensitivity	Dr. Renuka M	Periodontics
70.	Acute Gingival Infections	Dr. Vinayak K	Periodontics
71.	Gingival Diseases in Childhood	Dr. Shweta H.	Periodontics
72.	Defense mechanism of gingiva	Dr. Vilas Pattar	Periodontics
73.	Gingival Inflammation	Dr. Menaka K B	Periodontics
74.	Clinical features of gingivitis	Dr. Abhishek Z	Periodontics
75.	Gingival Enlargement	Dr. Renuka M	Periodontics
76.	Periodontology microbiology	Dr. Shweta H.	Periodontics
77.	Dental calculus	Dr. Neelamma S	Periodontics
78.	Classification of periodontal disease	Dr. Abhishek Z	Periodontics
79.	Evidence based decision Making	Dr. Shweta H.	Periodontics
80.	Epidemiology of gingival & periodontal disease	Dr. Neelamma S	Periodontics
81.	Desquamative gingivitis and Necrotizing ulcerative periodontitis,	Dr. Vinayak K	Periodontics
82.	Refractory periodontitis	Dr. Vinayak K	Periodontics
83.	The periodontal pocket	Dr. Shweta H.	Periodontics
84.	Bone loss and patterns of bone destruction	Dr. Vilas Pattar	Periodontics
85.	Chronic periodontitis	Dr. Abhishek Z	Periodontics
86.	Periodontitis as a manifestation of systemic diseases	Dr. Renuka M	Periodontics
87.	Aggressive periodontitis	Dr. Vinayak K	Periodontics
88.	AIDS and the periodontium	Dr. Shweta H.	Periodontics
89.	Clinical diagnosis	Dr. Vilas Pattar	Periodontics
90.	Radiographic AIDS in the diagnosis of PDL disease	Dr. Neelamma S	Periodontics
91.	Advanced diagnostic techniques	Dr. Menaka K B	Periodontics
92.	Risk assessment	Dr. Abhishek Z	Periodontics
93.	Levels of clinical significance	Dr. Renuka M	Periodontics
94.	Determination of prognosis	Dr. Vinayak K	Periodontics
95.	Rationale for periodontal treatment	Dr. Shweta H.	Periodontics

**ATTESTED**  
  
**Dr. V.A. Kothiwale**  
 Registrar  
 KLE Academy of Higher Education and Research,  
 (Deemed-to-be-University u/s 3 of the UGC Act, 1956)  
 Belagavi-590 010, Karnataka



96.	Treatment plan	Dr. Shweta H.	Periodontics
97.	Periodontal therapy in female patient	Dr. Vilas Pattar	Periodontics
98.	Periodontal treatment of medically compromised patients	Dr. Neelamma S	Periodontics
99.	<b>Non Surgical Therapy</b> - Phase I Periodontal Therapy Plaque control for the Periodontal Patient – scaling & Root Planning	Dr. Neelamma S	Periodontics
100.	Chemotherapeutic Agents : Local Delivery of Antibiotics	Dr. Menaka K B	Periodontics
101.	Host Modulation Agents	Dr. Abhishek Z	Periodontics
102.	Periodontal splints	Dr. Renuka M	Periodontics
103.	Sonic & Ultrasonic Instrumentation, Supragingival & Subgingival Irrigations	Dr. Vinayak K	Periodontics
104.	Gingival Surgical Techniques	Dr. Menaka K B	Periodontics
105.	Gingival Curettage	Dr. Menaka K B	Periodontics
106.	The Periodontal Flap	Dr. Renuka M	Periodontics
107.	Suturing Technique	Dr. Shweta H.	Periodontics
108.	Gingivectomy	Dr. Menaka K B	Periodontics
109.	Resective Osseous Surgery	Dr. Vilas Pattar	Periodontics
110.	Furcation: Involvement & Treatment	Dr. Abhishek Z	Periodontics
111.	Periodontal Plastic & Esthetic Surgery -	Dr. Renuka M	Periodontics
112.	Supportive Periodontal Treatment	Dr. Abhishek Z	Periodontics

#### PUBLIC HEALTH DENTISTRY

SL No	E – content(PPT's)/ Video lectures/ Demonstrations/Impartus/Blended learning	Name of the staff	Name of the Department
1	Introduction to public health dentistry	Dr. Ankola	Public Health Dentistry
2	Concepts of health and disease	Dr. Sagar	Public Health Dentistry
	Concepts of health and disease	Dr. Sagar	Public Health Dentistry
3	Oral health survey	Dr. Sagar	Public Health Dentistry
4	Environment and health		Public Health Dentistry
	Water	Dr. Pratibha	Public Health Dentistry
	Air	Dr. Mahantesh	Public Health Dentistry
	Hospital waste disposal	Dr. Mahantesh	Public Health Dentistry
5	Health care delivery system	Dr. Mahantesh	Public Health Dentistry
6	General principles of epidemiology	Dr. Roopali	Public Health Dentistry
7	Health education	Dr. Pratibha	Public Health Dentistry
8	School dental health education	Dr. Pratibha	Public Health Dentistry
9	Planning and evaluation	Dr. Sagar	Public Health Dentistry
10	ART	Dr. Ankola	Public Health Dentistry
11	PFS	Dr. Ankola	Public Health Dentistry
12	Epidemiology of dental caries	Dr. Roopali	Public Health Dentistry
	Periodontal disease	Dr. Pratibha	Public Health Dentistry

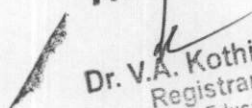
**ATTESTED**

Dr. V.A. Kothiwale  
Registrar

KLE Academy of Higher Education and Research,  
(Deemed-to-be-University u/s 3 of the UGC Act. 1956)  
Belagavi-590 010, Karnataka

	Oral cancer	Dr. Sagar	Public Health Dentistry
13	Dental indices Def and IR	Dr. Ankola	Public Health Dentistry
	DMF & DMFS	Dr. Ankola	Public Health Dentistry
	WHO & CPITN	Dr. Ankola	Public Health Dentistry
	OHI & OHIS	Dr. Ankola	Public Health Dentistry
14	Dental auxiliary	Dr. Pratibha	Public Health Dentistry
15	Caries activity test	Dr. Ankola	Public Health Dentistry
16	Caries vaccine	Dr. Ankola	Public Health Dentistry
	National & international agencies	Dr. Ankola	Public Health Dentistry
	DCI	Dr. Ankola	Public Health Dentistry
	IDA	Dr. Ankola	Public Health Dentistry
17	IAPHD	Dr. Ankola	Public Health Dentistry
18	Ethics	Dr. Ankola	Public Health Dentistry
19	COPRA	Dr. Ankola	Public Health Dentistry
20	Fluoride	Dr. Roopali	Public Health Dentistry
21	Dental practice management	Dr. Ankola	Public Health Dentistry
22	Dental Payments	Dr. Ankola	Public Health Dentistry
23	Social sciences	Dr. Sagar	Public Health Dentistry
24	Biostatistics	Dr. Sagar	Public Health Dentistry

**ATTESTED**

  
**Dr. V.A. Kothiwale**  
 Registrar  
 KLE Academy of Higher Education and Research,  
 (Deemed-to-be-University u/s 3 of the UGC Act. 1956)  
 Belagavi-590 010, Karnataka

50

PROSTHODONTICS AND CROWN & BRIDGE			
SL No	E – content(PPT's)/ Video lectures/ Demonstrations/Impartus/Blended learning	Name of the staff	Name of the department
76	BALANCED OCCLUSION	Dr.Raghunath Patil	Prosthodontics and Crown & Bridge
77	BIOLOGICAL CONSIDERATIONS OF MAXILLARY EDENTULOUS JAW	Dr.Anandkumar G Patil	Prosthodontics and Crown & Bridge
78	C D - BALANCED OCCLUSION	Dr.Ramesh Nayakar	Prosthodontics and Crown & Bridge
79	C D - BIOLOGICAL CONSIDERATIONS OF MAXILLARY EDENTULOUS JAW	Dr.Mahantesh B	Prosthodontics and Crown & Bridge
80	C D - HINGE AXIS AND FACE BOW	Dr.Santosh Nelogi	Prosthodontics and Crown & Bridge
81	C D - IMPRESSION MAKING	Dr.Sounyla	Prosthodontics and Crown & Bridge
82	C D - JAW RELATION - VERTICAL	Dr.Vinutha H	Prosthodontics and Crown & Bridge
83	C.D - BALANCED OCCLUSION	Dr.Hema K	Prosthodontics and Crown & Bridge
84	FACE BOW	Dr.Prashant Karni	Prosthodontics and Crown & Bridge
85	GERIATRICS	Dr.Abhijit Patil	Prosthodontics and Crown & Bridge
86	HORIZONTAL JAW RELATION	Dr.Sayed M Killedar	Prosthodontics and Crown & Bridge
87	PROSTHO - ARTICULATORS	Dr.swapnil S	Prosthodontics and Crown & Bridge
88	PROSTHO - OCCLUSION	Dr.Mallikarjun HD	Prosthodontics and Crown & Bridge
89	PROSTHO - SUPPORT,STABILITY & RETENTION	Dr.Raghunath Patil	Prosthodontics and Crown & Bridge
90	VERTICAL JAW RELATION	Dr.Anandkumar G Patil	Prosthodontics and Crown & Bridge
91	CHEMISTRY OF SYNTHETIC RESINS	Dr.Ramesh Nayakar	Prosthodontics and Crown & Bridge
92	D.M - BIOCOPATABILITY	Dr.Mahantesh B	Prosthodontics and Crown & Bridge
93	D.M - DENTALCASTING ALLOYS	Dr.Santosh Nelogi	Prosthodontics and Crown & Bridge
94	D.M - DIE MATERIALS	Dr.Sounyla	Prosthodontics and Crown & Bridge
95	D.M - ELASTOMERIC IMPRESSION MATERIALS	Dr.Vinutha H	Prosthodontics and Crown & Bridge
96	D.M - GYPSUM PRODUCTS	Dr.Hema K	Prosthodontics and Crown & Bridge
97	D.M - HYDROCOLLOIDS	Dr.Prashant Karni	Prosthodontics and

ATTESTED

Dr. V.A. Kothiwale  
Registrar  
KLE Academy of Higher Education and Research,  
(Deemed-to-be-University u/s 3 of the UGC Act 1956)  
Belagavi-590 010, Karnataka

ATTESTED  
Dr. V.A. Kothiwale  
Registrar  
KLE Academy of Higher Education and Research,  
(Deemed-to-be-University u/s 3 of the UGC Act 1956)  
Belagavi-590 010, Karnataka

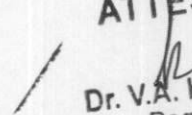
			Crown & Bridge
98	D.M - LUTING AGENTS	Dr.Abhijit Patil	Prosthodontics and Crown & Bridge
99	D.M - PERFORMANCE STANDARDS FOR DENTAL MATERIALS	Dr.Sayed M Killedar	Prosthodontics and Crown & Bridge
10	D.M - RESIN	Dr.Aditya Acharya	Prosthodontics and Crown & Bridge
10	D.M - SOLDERING	Dr.swapnil S	Prosthodontics and Crown & Bridge
10	DIE MATERIALS SOWMYA	Dr.Mallikarjun HD	Prosthodontics and Crown & Bridge
10	HYDROCOLLIDS	Dr.Raghunath Patil	Prosthodontics and Crown & Bridge
10	MECHANICAL PROPERTIES OF DENTAL MATERIALS	Dr.Anandkumar G Patil	Prosthodontics and Crown & Bridge
10	NONAQUEOUS ELASTOMERIC IMPRESSION MATERIALS	Dr.Ramesh Nayakar	Prosthodontics and Crown & Bridge
10	PERFORMANCE STANDARDS FOR DENTAL MATERIALS	Dr.Mahantesh B	Prosthodontics and Crown & Bridge
10	PHYSICAL PROPERTIES OF DENTAL MATERIALS	Dr.Santosh Nelogi	Prosthodontics and Crown & Bridge
10	RESIN	Dr.Sounyla	Prosthodontics and Crown & Bridge
10	FUNDAMENTALS OF OCCLUSION	Dr.Vinutha H	Prosthodontics and Crown & Bridge
11	PRINCIPLES OF TOOTH PREPARATION	Dr.Hema K	Prosthodontics and Crown & Bridge
11	ANTERIOR TWO THIRD CROWN	Dr.Prashant Karni	Prosthodontics and Crown & Bridge
11	FOUR FIFTH CROWN	Dr.Abhijit Patil	Prosthodontics and Crown & Bridge
11	COMPLETE VENEER CROWN	Dr.Sayed M Killedar	Prosthodontics and Crown & Bridge
11	PORCELAIN JACKET CROWN	Dr.Aditya Acharya	Prosthodontics and Crown & Bridge
11	POST AND CORE	Dr.swapnil S	Prosthodontics and Crown & Bridge
11	TEMPORARY RESTORATIONS	Dr.Mallikarjun HD	Prosthodontics and Crown & Bridge
11	GINGIVAL RETRACTION	Dr.Raghunath Patil	Prosthodontics and Crown & Bridge
11	WORKING CASTS & DIES	Dr.Anandkumar G Patil	Prosthodontics and Crown & Bridge
11	PONTICS	Dr.Ramesh Nayakar	Prosthodontics and Crown & Bridge
12	RECENT ADVANCES IN FPD	Dr.Mahantesh B	Prosthodontics and Crown & Bridge

**ATTESTED**

**Dr. V.A. Kothiwale**  
Registrar

KLE Academy of Higher Education and Research,  
(Deemed-to-be-University) Uls 3 of the UGC Act. 1956)  
Belagavi-590 010, Karnataka

12	IMPRESSION PROCEDURES IN FPD	Dr.Santosh Nelogi	Prosthodontics and Crown & Bridge
12	FPD - COMPLETE VENEER CROWN	Dr.Sounyla	Prosthodontics and Crown & Bridge
12	FPD - DIAGNOSIS & TT PLANNING	Dr.Vinutha H	Prosthodontics and Crown & Bridge
12	FPD - PONTIC	Dr.Hema K	Prosthodontics and Crown & Bridge
12	FPD - PONTIC	Dr.Prashant Karni	Prosthodontics and Crown & Bridge
12	FPD - POST AND CORE CROWN	Dr.Abhijit Patil	Prosthodontics and Crown & Bridge
12	FPD - TOOTH PREPERATION	Dr.Sayed M Killedar	Prosthodontics and Crown & Bridge
12	FPD - WORKING CASTS AND DIES	Dr.Aditya Acharya	Prosthodontics and Crown & Bridge
12	LUTING AGENTS	Dr.swapnil S	Prosthodontics and Crown & Bridge
13	SOLDERING	Dr.Mallikarjun HD	Prosthodontics and Crown & Bridge
13	TISSUE MANAGEMENT IN FPD	Dr.Raghunath Patil	Prosthodontics and Crown & Bridge
13	IMPLANTS - ABUTMENT SELECTION	Dr.Ramesh Nayakar	Prosthodontics and Crown & Bridge
13	IMPLANTS - DENTAL IMPLANTS	Dr.Mahantesh B	Prosthodontics and Crown & Bridge
13	IMPLANTS - DIAGNOSIS & TT PLANNING	Dr.Santosh Nelogi	Prosthodontics and Crown & Bridge
13	PROSTHO - OBTURATOR - FOR MAXILLARY DEFECTS	Dr.Sounyla	Prosthodontics and Crown & Bridge
13	PROSTHO - OBTURATOR FOR CLEFT PALATE	Dr.Vinutha H	Prosthodontics and Crown & Bridge
13	CLASS DIRECT RETAINERS	Dr.Hema K	Prosthodontics and Crown & Bridge
13	CLASSIFICATION OF PARTIALLY EDENTULOUS ARCHES	Dr.Prashant Karni	Prosthodontics and Crown & Bridge
13	EXTRACORONAL	Dr.Abhijit Patil	Prosthodontics and Crown & Bridge
14	INDIRECT RETAINERS	Dr.Sayed M Killedar	Prosthodontics and Crown & Bridge
14	MANDIBULAR MAJOR CONNECTORS	Dr.Aditya Acharya	Prosthodontics and Crown & Bridge
14	MAXILLARY MAJOR CONNECTOR FINAL	Dr.swapnil S	Prosthodontics and Crown & Bridge
14	MINOR CONNECTORS	Dr.Mallikarjun HD	Prosthodontics and Crown & Bridge
14	MOUTH PREPARATION FOR RPD	Dr.Raghunath	Prosthodontics and

**ATTESTED**  
  
**Dr. V.A. Kothiwale**  
 Registrar  
 KLE Academy of Higher Education and Research,  
 (Deemed-to-be-University u/s 3 of the UGC Act. 1956)  
 Belagavi-590 010, Karnataka

		Patil	Crown & Bridge
14	REST AND REST SEATS	Dr.Anandkumar G Patil	Prosthodontics and Crown & Bridge
14	RPD - ATAACHMENTS	Dr.Ramesh Nayakar	Prosthodontics and Crown & Bridge
14	RPD - CLASSIFICATION	Dr.Mahantesh B	Prosthodontics and Crown & Bridge
14	RPD - COMPONENTS	Dr.Santosh Nelogi	Prosthodontics and Crown & Bridge
14	RPD – INTRODUCTION	Dr.Sounyla	Prosthodontics and Crown & Bridge
15	RPD - MAJOR CONNECTOR - MAXILLARY	Dr.Vinutha H	Prosthodontics and Crown & Bridge

<b>DEPARTMENT OF ORTHODONTICS</b>			
<b>SL No</b>	<b>E – content(PPT's)/ Video lectures/ Demonstrations/Impartus/Blended learning</b>	<b>Name of the staff</b>	<b>Name of the department</b>
<b>PPT's</b>			
1	COMPUTERS IN ORTHODONTICS	Dr. Tejashri Pradhan	<b>Department of Orthodontics</b>
2	PREVENTIVE AND INTERCEPTIVE ORTHODONTICS		
3	MODEL ANALYSIS AND STUDY MODELS		
4	PREVENTIVE AND INTERCEPTIVE ORTHODONTICS	Dr. Shenavi Keluskar K.M.	
5	SOLDERING AND WELDING		
6	ORTHOGNATHIC SURGERY (INTERGRATED CLASS WITH ORAL SURGERY)		
7	ORTHODONTIC FORCES AND BIOMECHANICS		
8	TISSUE RESPONSE TO ORTHODONTIC TOOTH MOVEMENT		
9	SURGICAL ORTHODONTICS		
10	TREATMENT FOR CLEFT LIP AND PALATE		
11	INTRODUCTON TO ORTHODONTICS WITH HISTORY	Dr. Roopa S Jatti	
12	POSTNATAL GROWTH OF MAXILLA AND MANDIBLE		
13	INTRODUCTION , LANDMARKS AND PLANES IN CEPHALOMETRICS		
14	DOWN'S AND TWEED'S ANALYSIS		
15	DEVELOPMENT OF DENTITION	Dr. Rohan S Hattarki	
16	DIAGNOSIS : ORTHODONTIC HISTORY, EXAMINATION, AND OTHER INVESTIGATIONS		

**ATTESTED**


**Dr. V.A. Kothiwale**  
Registrar

KLE Academy of Higher Education and Research,  
(Deemed-to-be-University u/s 3 of the UGC Act. 1956)  
Belagavi-590 010, Karnataka


17	TREATMENT OF ANTERIOR OPEN BITE, DEEP BITE AND MIDLINE DIASTEMA		<b>Department of Orthodontics</b>
18	RETENTION AND RELAPSE		
19	REMOVABLE ORTHODONTIC APPLIANCES AND HABIT BREAKING APPLIANCES	Dr. Anand B	
20	MYOFUNCTIONAL APPLIANCE: MODE OF ACTION AND CLASSIFICATION- ACTIVATOR AND BIONATOR		
21	TREATMENT PLANNING IN ORTHODONTICS&MANGEMENT OF CLASS I MALOCCLUSIONS		
22	MALOCCLUSION AND CLASSIFICATION	Dr. Manjunath	
23	HABITS		
24	ADULT ORTHODONTICS		
25	ETIOLOGY OF MALOCCLUSION: LOCAL AND GENERAL FACTORS	Dr. Vikram	
26	GROWTH AND DEVELOPMENT - BASIC		
27	METHODS OF SPACE GAINING, EXPANSION AND EXTRACTION		
28	PRE-NATAL GROWTH :MAXILLA AND MANDIBLE	Dr Amit	
29	GENETICS IN ORHODONTICS		
30	FRANKEL, HERBST AND TWIN BLOCK		
31	TREATMENT OF CLASS II AND CLASS III		
32	NORMAL OCCLUSION	Dr Trupti	
33	ANCHORAGE AND CLASSIFICATION		

### CONSERVATIVE DENTISTRY AND ENDODONTICS

SL No	E – content(PPT's)/ Video lectures/ Demonstrations/Impartus/Blended learning	Name of the staff	Name of the department
73.	Fundamentals of cavity preparation	Dr Sneha	Conservative dentistry and endodontics
74.	Caries – Classification Caries – Definition, Etiology Caries – Theories Diagnosis Caries – Treatment Caries – Prevention	Dr Suresh	Conservative dentistry and endodontics

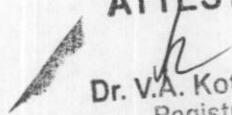
**ATTESTED**  
  
**Dr. V.A. Kothiwale**  
 Registrar  
 KLE Academy of Higher Education and Research,  
 (Deemed-to-be-University u/s 3 of the UGC Act, 1956)  
 Belagavi-590 010, Karnataka

75.	Hand cutting Instruments Classifications, Nomenclature, Hand cutting instrument - Design, Formula, Care, Grasp, Rest	Dr Preeti	Conservative dentistry and endodontics
76.	Rotary cutting instruments-Burs, Diamond points, Rotary cutting instruments Design and Use	Dr sandhya	Conservative dentistry and endodontics
77.	Isolation – Classification , Different aids used Isolation – classification , rubber dam kit	Dr Sunita	Conservative dentistry and endodontics
78.	Matrices and Retainers	Dr shavina	Conservative dentistry and endodontics
79.	Wedges and Separators	Dr suresh	Conservative dentistry and endodontics
80.	Pulp Protection	Dr Anand	Conservative dentistry and endodontics
81.	Inlay – Definitions , Inlay , onlay advantages disadvantages	Dr Roopa	Conservative dentistry and endodontics
82.	Inlay Principles of cavity preparation, wax pattern fabrication	Dr Sneha	Conservative dentistry and endodontics
83.	Anterior aesthetic restorative materials- Composites, , Compomers, Ceramics Anterior aesthetic restorative materials- GIC Anterior aesthetic restorative materials- Compomers , ceramics	Dr Aniket	Conservative dentistry and endodontics
84.	Management of Deep Carious Lesions- Indirect pulp capping, Management of Deep Carious Lesions- Direct pulp capping, Pulpotomy	Dr Sonal	Conservative dentistry and endodontics
85.	Introduction to Endodontics-Access cavity preparation and brief introduction	Dr Neha	Conservative dentistry and endodontics


**ATTESTED**  
  
**Dr. V.A. Kothiwale**  
 Registrar  
 KLE Academy of Higher Education and Research,  
 (Deemed-to-be-University vide 3 of the UGC ACT. 1956)  
 Belagavi-590 010, Karnataka



	of root canal instruments & materials		
86.	Overview of Dental Material	Dr shavina	Conservative dentistry and endodontics
87.	Silicate and copper Cement	Dr shavina	Conservative dentistry and endodontics
88.	Zinc Phosphate + Zinc Silico Phosphate Cement	Dr Preeti	Conservative dentistry and endodontics
89.	Zinc Poly carboxylate Cement	Dr Anand	Conservative dentistry and endodontics
90.	Zinc Oxide Eugenol	Dr Sunita	Conservative dentistry and endodontics
91.	Zinc Oxide Eugenol Modifications	Dr sneha	Conservative dentistry and endodontics
92.	Glass Ionomer Cement ( Sandwich Technique )	Dr Sandhya	Conservative dentistry and endodontics
93.	Resin Cement + Principles of cementations	Dr Aniket	Conservative dentistry and endodontics
94.	Liner and Bases , Varnish and Calcium hydroxide	Dr Roopa	Conservative dentistry and endodontics
95.	Guttapercha	Dr Anand	Conservative dentistry and endodontics
96.	Amalgam	Dr Sonal	Conservative dentistry and endodontics
97.	Amalgam Propertis	Dr Roopa	Conservative dentistry and endodontics
98.	Mercury Management	Dr Preeti	Conservative dentistry and endodontics
99.	Composite ( wasting diseases, pit and fissure, core buildup , veneering , orthodontics appliances)	Dt Avinash	Conservative dentistry and endodontics
100.	Indirect Composites	Dr Sunita	Conservative dentistry and endodontics
101.	Bonding Systems	Dr Neha	Conservative dentistry and endodontics
102.	Direct Filling Gold	Dr Suresh	Conservative dentistry and endodontics
103.	Examination –Diagnosis and treatment planning	Dr suresh	Conservative dentistry and endodontics

**ATTESTED**  
  
**Dr. V.A. Kothiwale**  
 Registrar  
 KLE Academy of Higher Education and Research,  
 (Deemed-to-be-University u/s 3 of the UGC Act 1956)  
 Belagavi-590 010, Karnataka

104.	Infection control in Conservative Dentistry and Endodontics	Dr Roopa	Conservative dentistry and endodontics
105.	Recent advances of isolation	Dr Sneha	Conservative dentistry and endodontics
106.	Control of pain during operative procedures	Dr Roopa	Conservative dentistry and endodontics
107.	Management of Gingival tissue during operative & procedures & Impression procedure	Dr Anand	Conservative dentistry and endodontics
108.	Contacts & contours	Dr Aniket	Conservative dentistry and endodontics
109.	Amalgam restorations- <ul style="list-style-type: none"> <li>• Complex amalgam restoration</li> <li>• Class II modifications</li> <li>• Pin retained amalgam</li> <li>• Bonded amalgam</li> </ul>	Dr shavina Dr Avinash Dr Shavina Dr Sandhya	Conservative dentistry and endodontics
110.	Wasting diseases & its management	Dr Roopa	Conservative dentistry and endodontics
111.	Definition –Aim and scope of Endodontics[ Short essay / Short answer ]	Dr Neha	Conservative dentistry and endodontics
112.	Diseases of the pulp and its management	Dr Neha	Conservative dentistry and endodontics
113.	Diseases of the periradicular tissue and management	Dr Roopa	Conservative dentistry and endodontics
114.	Rationale of Endodontic treatment	Dr Anand	Conservative dentistry and endodontics
115.	Endodontic diagnosis	Dr Sonal	Conservative dentistry and endodontics
116.	Recent advances in endodontic diagnosis	Dr shavina	Conservative dentistry and endodontics
117.	Case selection in Endodontics	Dr Sneha	Conservative dentistry and endodontics
118.	Endodontic hand Instruments sterilization /	Dr Sunita	Conservative dentistry and endodontics
119.	Direct filling Gold <ul style="list-style-type: none"> <li>• Indication ,contraindications</li> </ul>	Dr Preeti	Conservative dentistry and endodontics

**ATTESTED**  
  
**Dr. V.A. Kothiwale**  
 Registrar  
 KLE Academy of Higher Education and Research,  
 (Deemed-to-be-University u/s 3 of the UCC Act. 1956)  
 Belagavi-590 010, Karnataka

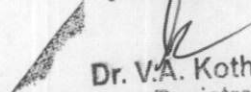
	<ul style="list-style-type: none"> <li>• Various cavity designs and preparation of cavities ,types of Cohesive Gold</li> <li>• Principles of manipulation</li> <li>• Compaction techniques, finishing and polishing.</li> </ul>		
120.	<p>a) Fundamental concepts of enamel and dentin adhesion</p> <ul style="list-style-type: none"> <li>• Basic concepts of adhesion</li> <li>• Enamel adhesion</li> <li>• Dentin adhesion</li> <li>• Development of dentin bonding systems</li> <li>• Current concept of bonding systems with clinical relevance</li> </ul> <p>b) Introduction to composite restorations</p> <ul style="list-style-type: none"> <li>• Types of composites</li> <li>• Important properties</li> <li>• Polymerization of composite</li> <li>• Indications</li> <li>• Contraindications</li> <li>• Advantages</li> <li>• Disadvantages</li> <li>• Material aspects</li> </ul> <p>c) Direct Composite restorations</p> <ul style="list-style-type: none"> <li>• Tooth preparation and restorative technique for Class I II III IV V and VI composite restorations</li> <li>• Repair of composite restorations</li> <li>• Common problems: causes and potential solutions</li> </ul> <p>d) Glass ionomer restorations</p> <ul style="list-style-type: none"> <li>• Indications</li> <li>• Contraindications</li> <li>• Advantages</li> <li>• Disadvantages</li> <li>• Tooth preparation and restorative technique</li> </ul> <p>e) Dental Ceramics</p> <p>f) Class I and Class II indirect tooth colored restorations ( Ceramic and Composite)</p> <ul style="list-style-type: none"> <li>• Indications</li> </ul>	<p>Dr Avinash</p> <p>Dr Roopa</p> <p>Dr Neha</p> <p>Dr avinash</p> <p>Dr Shavina</p> <p>Dr Aniket</p>	<p>Conservative dentistry and endodontics</p>

**ATTESTED**

*[Signature]*  
**Dr. V.A. Kothiwale**  
 Registrar  
 KLE Academy of Higher Education and Research,  
 (Deemed-to-be-University u/s 3 of the UGC Act. 1956)  
 Belagavi-590 010, Karnataka

	<ul style="list-style-type: none"> <li>• Contraindications</li> <li>• Advantages</li> <li>• Disadvantages</li> <li>• Clinical procedures</li> <li>• Common problems and solutions</li> <li>• Repair of tooth coloured inlays and onlays</li> </ul> <p>g) Additional conservative esthetic procedures</p> <p>1) Artistic elements</p> <ul style="list-style-type: none"> <li>• Shape or form</li> <li>• Symmetry and proportionality</li> <li>• Position and alignment</li> <li>• Surface texture</li> <li>• Color</li> <li>• Translucency</li> <li>• Clinical considerations</li> </ul> <p>2) Conservative alterations of tooth contours and contacts</p> <ul style="list-style-type: none"> <li>• Alterations of shape of natural teeth</li> <li>• Alterations of embrasures</li> <li>• Correction of diastemas</li> </ul> <p>3) Conservative treatments for discoloured teeth (Etiology, Microabrasion, Macroabrasion only)</p> <p>4) Acid etched resin bonded splints</p> <ul style="list-style-type: none"> <li>• Periodontally involved tooth</li> <li>• Stabilization of teeth after orthodontic treatment</li> </ul> <p>5) Conservative bridges</p> <ul style="list-style-type: none"> <li>• Natural tooth pontic</li> <li>• Denture tooth pontic</li> <li>• Porcelain fused to metal pontic or all metal pontic with metal retainers</li> <li>• All porcelain pontic</li> </ul>	Dr Shavina	
		Dr Sneha	
121.	Treatment of discolored teeth( Bleaching only)	Dr Roopa	Conservative dentistry and endodontics
122.	Endodontics –Periodontics - interrelation	Dr Suresh	Conservative dentistry and

**ATTESTED**

  
Dr. V.A. Kothiwale  
Registrar  
KLE Academy of Higher Education and Research  
(Deemed-to-be-University u/s 3 of the UGC Act, 1956)  
Belagavi-590 010, Karnataka

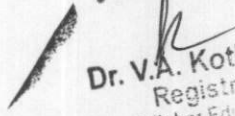
	-classification and management.		endodontics
123.	<p>Surgical Endodontics</p> <ul style="list-style-type: none"> <li>• Case selection – indications /contraindications</li> <li>• Incision and drainage Trephination</li> <li>• Various flap designs for periradicular surgery</li> <li>• Root end surgeries –Apicoectomy /curettage.</li> <li>• Retrograde fillings – root resection and hemisection</li> <li>• Bicuspidation (short essay /short answer)</li> <li>• Reimplantation , Intentional</li> <li>• Reimplantation . Transplantation <ul style="list-style-type: none"> <li>○ Endodontics Endosseous Implants</li> <li>○ Miscellaneous of Endodontics</li> <li>○ Use of Microscopes in Endodontics</li> </ul> </li> </ul>	Dr Sandhya	Conservative dentistry and endodontics
124.	Root resorption – classification ,etiology & management ( in brief)	Dr Neha	Conservative dentistry and endodontics
125.	Traumatic teeth - Management only	Dr Sunita	Conservative dentistry and endodontics
126.	Endodontic emergencies and management	Dr Sunita	Conservative dentistry and endodontics
127.	Single visit Endodontics	Dr Preeti	Conservative dentistry and endodontics
128.	Laser	Dr shavina	Conservative dentistry and endodontics
129.	Air abrasion	Dr Sonal	Conservative dentistry and endodontics
130.	Veneers	Dr Sonal	Conservative dentistry and endodontics
131.	Gingival retraction methods	Dr Anand	Conservative dentistry and endodontics
132.	Anatomy of the pulp space (Internal anatomy of pulp chamber) Access opening and principles	Dr.Sonal	Conservative dentistry and endodontics
133.	Determination of working length / methods	Dr.Sneha	Conservative dentistry and endodontics

**ATTESTED**

**Dr. V.A. Kothiwale**  
Registrar

KLE Academy of Higher Education and Research,  
(Deemed-to-be-University u/s 3 of the UGC Act. 1956)  
Belagavi-590 010, Karnataka

134.	Rotary Instruments for cleaning and shaping	Dr.Anand	Conservative dentistry and endodontics
135.	Preparation of root canal - Cleaning & Shaping	Dr.Preeti	Conservative dentistry and endodontics
136.	Disinfection of root canal	Dr.Avinash	Conservative dentistry and endodontics
137.	Intra canal medicaments and Irrigants used in Endodontics	Dr.Roopa	Conservative dentistry and endodontics
138.	Temporary filling materials	Dr.shavina	Conservative dentistry and endodontics
139.	Microbiology as related to Endodontics <ul style="list-style-type: none"> <li>• Microbial flora and infected pulp</li> <li>• Various cultures tests - techniques -culture media interpretation</li> <li>• Antibiotic sensitivity</li> </ul>	Dr.Neha	Conservative dentistry and endodontics
140.	Obturing Materials – Classification and Description	Dr.Roopa	Conservative dentistry and endodontics
141.	Root Canal Sealer	Dr.Suresh	Conservative dentistry and endodontics
142.	Various techniques of root canal obturation including recent techniques and Repair	Dr.Avinash	Conservative dentistry and endodontics
143.	Procedural errors	Dr.Shavina	Conservative dentistry and endodontics
144.	Cast Gold restorations <ul style="list-style-type: none"> <li>• Definitions of Inlay and Onlay</li> <li>• Indications and Contraindications</li> <li>• Cavity designs for class II cast Gold inlay restorations, wax patterns</li> <li>• Spruing ,Investing and Casting</li> <li>• Seating ,Adjusting , Polishing of the Casting</li> <li>• Cementation</li> </ul>	Dr.Anand	Conservative dentistry and endodontics

**ATTESTED**  
  
**Dr. V.A. Kothiwale**  
 Registrar  
 KLE Academy of Higher Education and  
 (Deemed-to-be-University) uls of Health,  
 Belagavi-590 010, Karnataka

## ORAL PATHOLOGY

Sl Number	E-Content (Ppt/Videolecture/Demonstrations/Impartu s/Blended Learning	Name Of Staff	Name Of Department
1.	Lecture Ppt		
	<b>1<sup>st</sup> BDS LECTURE</b>		
	1.Development of tooth	Dr Alka Kale	Oral Pathology
	2. Enamel	Dr Punnya Angadi	Oral Pathology
	3. Dentin	Dr Seema Hallikerimath	Oral Pathology
	4. Pulp	Dr Veena Naik	Oral Pathology
	5. cementum	Dr Pushpak Shah	Oral Pathology
	6. periodontal ligament	Dr Manjula ,M	Oral Pathology
	7. Bone	Dr Shweta Kumbhojkar	Oral Pathology
	8.salivary glands	Dr Chetan Belaldavar	Oral Pathology
	9.Maxillary sinus	Dr Shweta Kumbhojkar	Oral Pathology
	10.Temperomandibular joint	Dr Chetan Belaldavar	Oral Pathology
	<b>2<sup>nd</sup> BDS LECTURE</b>		
	1.Developmental Disturbances Of Oral Cavity	Dr Pushpak Shah	Oral Pathology
	2. Dental Caries	Dr Manjula ,M	Oral Pathology
	3. Pulp And Periapical Tissues	Dr .Deepa Mane	Oral Pathology
	4. Diseases Of Periodontioum	Dr Shweta Kumbhojkar	Oral Pathology
	5.. Oral Infections	Dr Chetan Belaldavar	Oral Pathology
	<b>3<sup>rd</sup> BDS LECTURE</b>		
	1. Epithelial Tumors	Dr Veena Naik	Oral Pathology
	2. Premalignant Lesion And Conditions	Dr Veena Naik	Oral Pathology
	3. Connective Tissue Tumors	Dr Pushpak Shah	Oral Pathology


**ATTESTED**

Dr. V.A. Kothiwale  
Registrar

KLE Academy of Higher Education and Research,  
(Deemed-to-be-University vide 7 of the UGC Act, 1956)  
Belagavi-560 076, Karnataka

	4. Odontogenic Cysts	Dr Punnya Angadi	Oral Pathology
	5. Odontogenic Tumors	Dr .Deepa Mane	Oral Pathology
	6. Salivary Gland Tumors	Dr Pushpak Shah	Oral Pathology
2.	<b>Ppt of ITL</b>	All staff	Oral pathology

S.No	E-content (PPT's)/Video Lectures / Demonstrations/ Impartus /Blended learning	Name of the staff	Name of the Department
1	Benign odontogenic tumours	DrSidrameshMuttagi	Oral & Maxillofacial Surgery
2	Management of oral cancer	DrSidrameshMuttagi	Oral & Maxillofacial Surgery
3	nerve injuries	DrSidrameshMuttagi	Oral & Maxillofacial Surgery
4	Mandible	DrTejraj Kale	Oral & Maxillofacial Surgery
5	Hypermobility	DrTejraj Kale	Oral & Maxillofacial Surgery
6	Medical Emergencies in Oral final	DrTejraj Kale	Oral & Maxillofacial Surgery
7	primary care of trauma patient	DrTejraj Kale	Oral & Maxillofacial Surgery
8	TMJ anatomy	DrTejraj Kale	Oral & Maxillofacial Surgery
9	Impactions	DrAratiNeeli	Oral & Maxillofacial Surgery
10	CYSTS OF THE JAW1	Dr S D Baliga	Oral & Maxillofacial Surgery
11	MID FACE FRATURE	Dr S D Baliga	Oral & Maxillofacial Surgery

**ATTESTED**  
  
**Dr. V.A. Kothiwale**  
 Registrar  
 KLE Academy of Higher Education and Research,  
 (Deemed-to-be-University u/s 3 of the UGC Act. 1956)  
 Belagavi-590 010, Karnataka



12	conscious sedation	DrPoorviGhanti	Oral & Maxillofacial Surgery
13	medical emergencies	DrPoorviGhanti	Oral & Maxillofacial Surgery
14	Maxillary Sinus	DrAbhishekMotimath	Oral & Maxillofacial Surgery

**ATTESTED**

Dr. V.A. Kothiwale  
Registrar

KLE Academy of Higher Education and Research,  
(Deemed to be University) u/s 3 of the UCC Act, 1956  
Belagavi-590 010, Karnataka

**LIST OF E CONTENT DELIVERED 2017**

Department of Oral Medicine and radiology

S no	TOPIC	STAFF	Department
111.	Introduction to Oral Medicine & Radiology	Dr. Anjana	Department of Oral Medicine and radiology
112.	Health Physics	Dr. Kajal	
113.	Cervicofacial lymphadenopathy	Dr. Shivayogi	
114.	Stomatitis	Dr. Vasanti	
115.	Radiation Physics	Dr. Arvind	
116.	Radiation Biology	Dr. Namratha	
117.	Processing & faults	Dr. Namratha	
118.	Principles of Radiographic interpretation	Dr. Zameera	
119.	Projection Geometry	Dr. Vaishali	
120.	Normal radiographic anatomy	Dr. Daneshwari	
121.	Image characteristics	Dr. Kajal	
122.	Therapeutics in dentistry – Part -I	Dr. Daneshwari	
123.	Therapeutics in dentistry – corticosteroids and Immunomodulator – Part -II	Dr. Namratha	
124.	Intra oral techniques	Dr. Vasanti	
125.	Radiographic appearance of Periodontal & periapical diseases	Dr. Shivayogi	
126.	Pigmentation disorders	Dr. Arvind	
127.	HIV	Dr. Kajal	
128.	Orofacial pain -1	Dr. Kajal	
129.	Diseases of Nerves & muscles	Dr. Vasanti	
130.	Orofacial pain - 2	Dr. Kajal	
131.	Projection Geometry	Dr. Vaishali	
132.	Pigmentation disorders	Dr. Arvind	
133.	HIV	Dr. Kajal	
134.	Radiographic appearance of cysts	Dr. Vaishali	
135.	Extra oral radiographic techniques	Dr. Daneshwari	
136.	OPG	Dr. Shivayogi	
137.	Tongue disorders	Dr. Arvind	
138.	Infection & Inflammation of the Jaw	Dr. Shivayogi	
139.	Endocrine Disease & dental considerations	Dr. Daneshwari	
140.	Diseases of maxillary sinus	Dr. Zameera	
141.	Metabolic and Nutritional deficiencies	Dr. Arvind	

**ATTESTED**


Dr. V.A. Kothiwale  
Registrar

KLE Academy of Higher Education and Research,  
(Deemed-to-be-University u/s 3 of the UGC Act. 1956)  
Belagavi-590 010, Karnataka


142.	Diseases of bone & Osteodystrophy	Dr. Kajal
143.	Diseases of nerves & muscles	Dr. Vasanti
144.	Immunological diseases	Dr. Anjana
145.	Geriatrics	Dr. Anjana
146.	Lasers in dentistry	Dr. Namratha
147.	Sexually Transmitted diseases	Dr. Arvind
148.	Specialized radiographic techniques- digital imaging, USG	Dr. Namratha
149.	Management of dental problems in medically compromised persons	Dr. Shivayogi
150.	Lasers in dentistry	Dr. Namratha
151.	Dermatological disorders	Dr. Daneshwari
152.	Specialized radiographic techniques-contrast imaging, Scintigraphy	Dr. Vasanti
153.	Radiographic appearance of cysts	Dr. Vaishali
154.	Orofacial pain - I	Dr. Kajal
155.	Orofacial pain - II	Dr. Kajal
156.	Diseases of maxillary sinus	Dr. Zameera
157.	Forensic dentistry	Dr. Anjana
158.	Evidence based dentistry	Dr. Vasanti
159.	Radiographic appearance of tumors	Dr. Zameera
160.	Pericoronaradiolucencies&radioopacities	Dr. Kajal
161.	Blood1	Dr. Vaishali
162.	Blood2	Dr. Anjana
163.	Blood3	Dr. Arvind
164.		
165.	<b>Videos developed</b>	
166.	Video on Oral Cancer Awareness	Dr. Namrata Patil

**PEDIATRIC AND PREVENTIVE DENTISTRY**

SL No	E – content(PPT's)/ Video lectures/ Demonstrations/Impartus/Blended learning	Name of the staff	Name of the department
1	Introduction to Pedodontics & preventive dentistry. Definition, scope, objectives and importance.	Dr. Shivayogi	Pediatric and preventive dentistry.
2	Case History Recording Outline of principles of examination, diagnosis & treatment planning.	Dr. Vidyavathi	Pediatric and preventive dentistry.

**ATTESTED**  
  
**Dr. V.A. Kothiwale**  
 Registrar  
 KLE Academy of Higher Education and Research,  
 (Deemed-to-be-University u/s 3 of the UGC Act, 1956)  
 Belagavi-590 010, Karnataka

3	Setting up of Pedodontic Clinic	Dr. Vidyavathi	Pediatric and preventive dentistry.
4	Dental radiology related to Pedodontics.	Dr. Vidyavathi	Pediatric and preventive dentistry.
5	Dental anatomy and histology. Eruption and shedding of teeth - theories Teething disorders and their management Natal & neonatal teeth.	Dr. Niraj	Pediatric and preventive dentistry.
6	Preventive dentistry. Definition. Principles & scope. Types of prevention. Different preventive measures used in Pediatric Dentistry including pit and fissure sealants and caries vaccine. Concepts Of MID	Dr. Vidyavathi	Pediatric and preventive dentistry.
7	Gingival and periodontal diseases in children -Normal gingiva and periodontium in children. -Definition, etiology and pathogenesis. Prevention and management of Gingival and Periodontal diseases.	Dr. Chaitanya	Pediatric and preventive dentistry.
8	Oral surgical procedures in children. Indications and contraindications of extractions of primary and permanent teeth in children. Knowledge of local and general anesthesia. Minor surgical procedures in children. Age Changes of Mandibular foramen.	Dr. Vidyavathi	Pediatric and preventive dentistry.
9	Dental caries including early childhood caries Rampant caries, early childhood caries and extensive caries: in brief Definition, etiology, clinical features, complications and management in detail Role of diet and nutrition in dental caries. Dietary modification and diet counseling. Caries, activity tests, caries prediction, caries susceptibility and their clinical application.	Dr. Vidyavathi	Pediatric and preventive dentistry.
10	Development of occlusion from birth through adolescence. Importance of first permanent molar	Dr. Chandrashekhar	Pediatric and preventive dentistry.
11	Child Psychology -Definition	Dr. Chandrashekhar	Pediatric and preventive

**ATTESTED**  
  
**Dr. V.A. Kothiwale**  
 Registrar  
 KLE Academy of Higher Education and Research,  
 (Deemed-to-be-University u/s 3 of the UGC Act, 1956)  
 Belagavi-590 010, Karnataka

	<p>-Theories of child psychology          -Psychological development of children with age.          -Principles of psychological growth and development while managing child patient.          -Dental fear and its management.          Factors affecting child's fear to dental management.</p>		dentistry.
12	<p>Child behavior management          -Definitions.          -Types of behavior encountered in dental clinic.          - Non-pharmacological and pharmacological methods of behavior management..</p>	Dr. Niraj	Pediatric and preventive dentistry.
13	<p>- Infant Oral Health Care          - Dental Home          - Lasers</p>	Dr. Chaitanya	Pediatric and preventive dentistry.
14	Special health care needs	Dr. Chandrashekhar	Pediatric and preventive dentistry.
15	Crowns in Pediatric Dentistry	Dr. Prachi	Pediatric and preventive dentistry.
16	<p>Pediatric Endodontics          -Principles and diagnosis.          -Classification of pulpal pathology in primary, young permanent and permanent teeth.          -Management of pulpally involved primary, young permanent and permanent teeth.</p> <ul style="list-style-type: none"> <li>• Pulp capping-direct pulp capping</li> <li>• Pulpotomy</li> <li>• Pulpotomy</li> <li>• Apexogenesis</li> <li>• Apexification</li> </ul> <p>-Obturation Techniques and material used for primary, young permanent and permanent teeth in children.</p>	Dr. Shivayogi & Vidyavathi	Pediatric and preventive dentistry.
17	<p>Traumatic Injuries In Children :</p> <ul style="list-style-type: none"> <li>- Classification &amp; importance.</li> <li>- Sequelae &amp; reaction of teeth to trauma.</li> </ul> <p>Management of traumatized teeth.</p>	Dr. Madhu.K	Pediatric and preventive dentistry.
18	<p>Oral habits in children          Definition, etiology, classification, behavioral and clinical features, management of children with          Thumb sucking, tongue thrusting, mouth breathing, lip</p>	Dr. Chaitanya	Pediatric and preventive dentistry.

**ATTESTED**

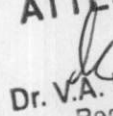
Dr. V.A. Kothiwale  
 Registrar

KLE Academy of Higher Education and Research,  
 (Deemed-to-be University u/s 3 of the UGC Act, 1956)  
 Belagavi-590 010, Karnataka

	biting, nail biting, self-injurious habits		
19	Fluorides -Historical background. -Systemic and topical fluorides. -Mechanism of action -Toxicity and management -Defluoridation techniques	Dr. Niraj	Pediatric and preventive dentistry.
20	Preventive and interceptive orthodontics in children -Definition -Problems encountered during primary and mixed dentition phases & their management. -Space management -serial extraction	Dr. Punit Dr. Shivayogi Dr. Prachi	Pediatric and preventive dentistry.
21	Child Abuse And neglect	Dr. Chaitanya	Pediatric and preventive dentistry.
22	Dental Emergencies in children	Dr. Chandrashekar	Pediatric and preventive dentistry.

#### ORAL & MAXILLOFACIAL SURGERY

S.No	E-content (PPT's)/Video Lectures / Demonstrations/ Impartus /Blended learning	Name of the staff	Name of the Department
1	Benign odontogenic tumours	DrSidrameshMuttagi	Oral & Maxillofacial Surgery
2	Management of oral cancer	DrSidrameshMuttagi	Oral & Maxillofacial Surgery
3	nerve injuries	DrSidrameshMuttagi	Oral & Maxillofacial Surgery
4	Mandible	DrTejraj Kale	Oral & Maxillofacial Surgery
5	Hypermobility	DrTejraj Kale	Oral & Maxillofacial Surgery
6	Medical Emergencies in Oral final	DrTejraj Kale	Oral & Maxillofacial Surgery
7	primary care of trauma patient	DrTejraj Kale	Oral & Maxillofacial Surgery
8	TMJ anatomy	DrTejraj Kale	Oral & Maxillofacial Surgery
9	Impactions	DrAratiNeeli	Oral & Maxillofacial

**ATTESTED**  
  
**Dr. V.A. Kothiwale**  
 Registrar  
 KLE Academy of Higher Education and Research,  
 (Deemed-to-be-University u/s 3 of the UGC Act. 1956)  
 Belagavi-590 010, Karnataka

			Surgery
10	CYSTS OF THE JAW1	Dr S D Baliga	Oral & Maxillofacial Surgery
11	MID FACE FRATURE	Dr S D Baliga	Oral & Maxillofacial Surgery
12	conscious sedation	DrPoorviGhanti	Oral & Maxillofacial Surgery
13	medical emergencies	DrPoorviGhanti	Oral & Maxillofacial Surgery
14	Maxillary Sinus	DrAbhishekMotimath	Oral & Maxillofacial Surgery

**PERIODONTICS**

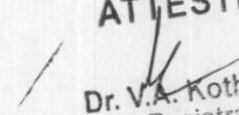
Sl. No.	E-Content (PPT's) Demonstration / imparts/ Blended learning	Name of the staff	Name of the Department
113.	Gingiva	Dr. Shweta H.	Periodontics
114.	Periodontal ligament	Dr. Vilas Pattar	Periodontics
115.	Cementum	Dr. Neelamma S	Periodontics
116.	Alveolar bone	Dr. Menaka K B	Periodontics
117.	Aging and periodontium	Dr. Abhishek Z	Periodontics
118.	Plaque microbiology	Dr. Renuka M	Periodontics
119.	Calculus & role of other predisposing factors	Dr. Vinayak K	Periodontics
120.	Influence of systemic disorders and stress on the periodontium	Dr. Shweta H.	Periodontics
121.	Basic Concepts of Immunity & Inflammation	Dr. Vilas Pattar	Periodontics
122.	Smoking & Periodontal diseases	Dr. Neelamma S	Periodontics
123.	Periodontal medicine	Dr. Menaka K B	Periodontics
124.	Oral Malodor	Dr. Abhishek Z	Periodontics
125.	Dental Hypersensitivity	Dr. Renuka M	Periodontics
126.	Acute Gingival Infections	Dr. Vinayak K	Periodontics
127.	Gingival Diseases in Childhood	Dr. Shweta H.	Periodontics
128.	Defense mechanism of gingiva	Dr. Vilas Pattar	Periodontics
129.	Gingival Inflammation	Dr. Menaka K B	Periodontics
130.	Clinical features of gingivitis	Dr. Abhishek Z	Periodontics
131.	Gingival Enlargement	Dr. Renuka M	Periodontics
132.	Periodontology microbiology	Dr. Shweta H.	Periodontics
133.	Dental calculus	Dr. Neelamma S	Periodontics
134.	Classification of periodontal disease	Dr. Abhishek Z	Periodontics
135.	Evidence based decision Making	Dr. Shweta H.	Periodontics

**ATTESTED**

**Dr. V.A. Kothiwale**  
Registrar


KLE Academy of Higher Education and Research,  
Deemed-to-be-University (is 3 of the UGC Act 1956)  
Belagavi-590 010, Karnataka

136.	Epidemiology of gingival & periodontal disease	Dr. Neelamma S	Periodontics
137.	Desquamative gingivitis and Necrotizing ulcerative periodontitis,	Dr. Vinayak K	Periodontics
138.	Refractory periodontitis	Dr. Vinayak K	Periodontics
139.	The periodontal pocket	Dr. Shweta H.	Periodontics
140.	Bone loss and patterns of bone destruction	Dr. Vilas Pattar	Periodontics
141.	Chronic periodontitis	Dr. Abhishek Z	Periodontics
142.	Periodontitis as a manifestation of systemic diseases	Dr. Renuka M	Periodontics
143.	Aggressive periodontitis	Dr. Vinayak K	Periodontics
144.	AIDS and the periodontium	Dr. Shweta H.	Periodontics
145.	Clinical diagnosis	Dr. Vilas Pattar	Periodontics
146.	Radiographic AIDS in the diagnosis of PDL disease	Dr. Neelamma S	Periodontics
147.	Advanced diagnostic techniques	Dr. Menaka K B	Periodontics
148.	Risk assessment	Dr. Abhishek Z	Periodontics
149.	Levels of clinical significance	Dr. Renuka M	Periodontics
150.	Determination of prognosis	Dr. Vinayak K	Periodontics
151.	Rationale for periodontal treatment	Dr. Shweta H.	Periodontics
152.	Treatment plan	Dr. Shweta H.	Periodontics
153.	Periodontal therapy in female patient	Dr. Vilas Pattar	Periodontics
154.	Periodontal treatment of medically compromised patients	Dr. Neelamma S	Periodontics
155.	<b>Non Surgical Therapy</b> - Phase I Periodontal Therapy Plaque control for the Periodontal Patient – scaling & Root Planning	Dr. Neelamma S	Periodontics
156.	Chemotherapeutic Agents : Local Delivery of Antibiotics	Dr. Menaka K B	Periodontics
157.	Host Modulation Agents	Dr. Abhishek Z	Periodontics
158.	Periodontal splints	Dr. Renuka M	Periodontics
159.	Sonic & Ultrasonic Instrumentation, Supragingival & Subgingival Irrigations	Dr. Vinayak K	Periodontics
160.	Gingival Surgical Techniques	Dr. Menaka K B	Periodontics
161.	Gingival Curettage	Dr. Menaka K B	Periodontics
162.	The Periodontal Flap	Dr. Renuka M	Periodontics
163.	Suturing Technique	Dr. Shweta H.	Periodontics
164.	Gingivectomy	Dr. Menaka K B	Periodontics
165.	Resective Osseous Surgery	Dr. Vilas Pattar	Periodontics
166.	Furcation: Involvement & Treatment	Dr. Abhishek Z	Periodontics
167.	Periodontal Plastic & Esthetic Surgery -	Dr. Renuka M	Periodontics
168.	Supportive Periodontal Treatment	Dr. Abhishek Z	Periodontics


**ATTESTED**  
  
**Dr. V.A. Kothiwale**  
 Registrar  
 KLE Academy of Higher Education and Research,  
 (Deemed-to-be-University u/s 3 of the UGC Act. 1956)  
 Belagavi-590 010, Karnataka



PUBLIC HEALTH DENTISTRY			
SL No	E – content(PPT's)/ Video lectures/ Demonstrations/Impartus/Blended learning	Name of the staff	Name of the Department
1	Introduction to public health dentistry	Dr. Ankola	Public Health Dentistry
2	Concepts of health and disease	Dr. Sagar	Public Health Dentistry
	Concepts of health and disease	Dr. Sagar	Public Health Dentistry
3	Oral health survey	Dr. Sagar	Public Health Dentistry
4	Environment and health		Public Health Dentistry
	Water	Dr. Pratibha	Public Health Dentistry
	Air	Dr. Mahantesh	Public Health Dentistry
	Hospital waste disposal	Dr. Mahantesh	Public Health Dentistry
5	Health care delivery system	Dr. Mahantesh	Public Health Dentistry
6	General principles of epidemiology	Dr. Roopali	Public Health Dentistry
7	Health education	Dr. Pratibha	Public Health Dentistry
8	School dental health education	Dr. Pratibha	Public Health Dentistry
9	Planning and evaluation	Dr. Sagar	Public Health Dentistry
10	ART	Dr. Ankola	Public Health Dentistry
11	PFS	Dr. Ankola	Public Health Dentistry
12	Epidemiology of dental caries	Dr. Roopali	Public Health Dentistry
	Periodontal disease	Dr. Pratibha	Public Health Dentistry
	Oral cancer	Dr. Sagar	Public Health Dentistry
13	Dental indices Def and IR	Dr. Ankola	Public Health Dentistry
	DMF & DMFS	Dr. Ankola	Public Health Dentistry
	WHO & CPITN	Dr. Ankola	Public Health Dentistry
	OHI & OHIS	Dr. Ankola	Public Health Dentistry
14	Dental auxiliary	Dr. Pratibha	Public Health Dentistry
15	Caries activity test	Dr. Ankola	Public Health Dentistry
16	Caries vaccine	Dr. Ankola	Public Health Dentistry
	National & international agencies	Dr. Ankola	Public Health Dentistry
	DCI	Dr. Ankola	Public Health Dentistry
	IDA	Dr. Ankola	Public Health Dentistry
17	IAPHD	Dr. Ankola	Public Health Dentistry
18	Ethics	Dr. Ankola	Public Health Dentistry
19	COPRA	Dr. Ankola	Public Health Dentistry
20	Fluoride	Dr. Roopali	Public Health Dentistry
21	Dental practice management	Dr. Ankola	Public Health Dentistry
22	Dental Payments	Dr. Ankola	Public Health Dentistry
23	Social sciences	Dr. Sagar	Public Health Dentistry
24	Biostatistics	Dr. Sagar	Public Health Dentistry

**ATTESTED**  
  
**Dr. V.A. Kothiwale**  
 Registrar  
 KLE Academy of Higher Education and Research,  
 (Deemed-to-be-University u/s 3 of the UCC Act. 1956)  
 Belagavi-590 010, Karnataka

SL No	E – content(PPT's)/ Video lectures/ Demonstrations/Impartus/Blended learning	Name of the staff	Name of the department
15	BALANCED OCCLUSION	Dr.Raghunath Patil	Prosthodontics and Crown & Bridge
15	BIOLOGICAL CONSIDERATIONS OF MAXILLARY EDENTULOUS JAW	Dr.Anandkumar G Patil	Prosthodontics and Crown & Bridge
15	C D - BALANCED OCCLUSION	Dr.Ramesh Nayakar	Prosthodontics and Crown & Bridge
15	C D - BIOLOGICAL CONSIDERATIONS OF MAXILLARY EDENTULOUS JAW	Dr.Mahantesh B	Prosthodontics and Crown & Bridge
15	C D - HINGE AXIS AND FACE BOW	Dr.Santosh Nelogi	Prosthodontics and Crown & Bridge
15	C D - IMPRESSION MAKING	Dr.Sounyla	Prosthodontics and Crown & Bridge
15	C D - JAW RELATION - VERTICAL	Dr.Vinutha H	Prosthodontics and Crown & Bridge
15	C.D - BALANCED OCCLUSION	Dr.Hema K	Prosthodontics and Crown & Bridge
15	FACE BOW	Dr.Prashant Karni	Prosthodontics and Crown & Bridge
16	GERIATRICS	Dr.Abhijit Patil	Prosthodontics and Crown & Bridge
16	HORIZONTAL JAW RELATION	Dr.Sayed M Killedar	Prosthodontics and Crown & Bridge
16	PROSTHO - ARTICULATORS	Dr.swapnil S	Prosthodontics and Crown & Bridge
16	PROSTHO - OCCLUSION	Dr.Mallikarjun HD	Prosthodontics and Crown & Bridge
16	PROSTHO - SUPPORT,STABILITY & RETENTION	Dr.Raghunath Patil	Prosthodontics and Crown & Bridge
16	VERTICAL JAW RELATION	Dr.Anandkumar G Patil	Prosthodontics and Crown & Bridge
16	CHEMISTRY OF SYNTHETIC RESINS	Dr.Ramesh Nayakar	Prosthodontics and Crown & Bridge
16	D.M - BIOCOMPATABILITY	Dr.Mahantesh B	Prosthodontics and Crown & Bridge
16	D.M - DENTALCASTING ALLOYS	Dr.Santosh Nelogi	Prosthodontics and Crown & Bridge
16	D.M - DIE MATERIALS	Dr.Sounyla	Prosthodontics and Crown & Bridge
17	D.M - ELASTOMERIC IMPRESSION MATERIALS	Dr.Vinutha H	Prosthodontics and Crown & Bridge
17	D.M - GYPSUM PRODUCTS	Dr.Hema K	Prosthodontics and Crown & Bridge
17	D.M - HYDROCOLLOIDS	Dr.Prashant Karni	Prosthodontics and Crown & Bridge


**ATTESTED**  
  
**Dr. V.A. Kothiwale**  
 Registrar  
 KLE Academy of Higher Education and Research,  
 (Deemed-to-be-University u/s 3 of the UCC Act. 1956)  
 KLE Acad, Bagavi-590 010, Karnataka  
 (Deemed-t

17	D.M - LUTING AGENTS	Dr.Abhijit Patil	Prosthodontics and Crown & Bridge
17	D.M - PERFORMANCE STANDARDS FOR DENTAL MATERIALS	Dr.Sayed M Killedar	Prosthodontics and Crown & Bridge
17	D.M - RESIN	Dr.Aditya Acharya	Prosthodontics and Crown & Bridge
17	D.M - SOLDERING	Dr.swapnil S	Prosthodontics and Crown & Bridge
17	DIE MATERIALS SOWMYA	Dr.Mallikarjun HD	Prosthodontics and Crown & Bridge
17	HYDROCOLLIDS	Dr.Raghunath Patil	Prosthodontics and Crown & Bridge
17	MECHANICAL PROPERTIES OF DENTAL MATERIALS	Dr.Anandkumar G Patil	Prosthodontics and Crown & Bridge
18	NONAQUEOUS ELASTOMERIC IMPRESSION MATERIALS	Dr.Ramesh Nayakar	Prosthodontics and Crown & Bridge
18	PERFORMANCE STANDARDS FOR DENTAL MATERIALS	Dr.Mahantesh B	Prosthodontics and Crown & Bridge
18	PHYSICAL PROPERTIES OF DENTAL MATERIALS	Dr.Santosh Nelogi	Prosthodontics and Crown & Bridge
18	RESIN	Dr.Sounyla	Prosthodontics and Crown & Bridge
18	FUNDAMENTALS OF OCCLUSION	Dr.Vinutha H	Prosthodontics and Crown & Bridge
18	PRINCIPLES OF TOOTH PREPARATION	Dr.Hema K	Prosthodontics and Crown & Bridge
18	ANTERIOR TWO THIRD CROWN	Dr.Prashant Karni	Prosthodontics and Crown & Bridge
18	FOUR FIFTH CROWN	Dr.Abhijit Patil	Prosthodontics and Crown & Bridge
18	COMPLETE VENEER CROWN	Dr.Sayed M Killedar	Prosthodontics and Crown & Bridge
18	PORCELAIN JACKET CROWN	Dr.Aditya Acharya	Prosthodontics and Crown & Bridge
19	POST AND CORE	Dr.swapnil S	Prosthodontics and Crown & Bridge
19	TEMPORARY RESTORATIONS	Dr.Mallikarjun HD	Prosthodontics and Crown & Bridge
19	GINGIVAL RETRACTION	Dr.Raghunath Patil	Prosthodontics and Crown & Bridge
19	WORKING CASTS & DIES	Dr.Anandkumar G Patil	Prosthodontics and Crown & Bridge
19	PONTICS	Dr.Ramesh Nayakar	Prosthodontics and Crown & Bridge
19	RECENT ADVANCES IN FPD	Dr.Mahantesh B	Prosthodontics and Crown & Bridge
19	IMPRESSION PROCEDURES IN FPD	Dr.Santosh	Prosthodontics and


**ATTESTED**

**Dr. V.A. Kothiwale** 75  
Registrar  
KLE Academy of Higher Education and Research,  
(Deemed-to-be-University) Act. 1988  
Belagavi-590 010, Karnataka

		Nelogi	Crown & Bridge
19	FPD - COMPLETE VENEER CROWN	Dr.Sounyla	Prosthodontics and Crown & Bridge
19	FPD - DIAGNOSIS & TT PLANNING	Dr.Vinutha H	Prosthodontics and Crown & Bridge
19	FPD - PONTIC	Dr.Hema K	Prosthodontics and Crown & Bridge
20	FPD - PONTIC	Dr.Prashant Karni	Prosthodontics and Crown & Bridge
20	FPD - POST AND CORE CROWN	Dr.Abhijit Patil	Prosthodontics and Crown & Bridge
20	FPD - TOOTH PREPERATION	Dr.Sayed M Killedar	Prosthodontics and Crown & Bridge
20	FPD - WORKING CASTS AND DIES	Dr.Aditya Acharya	Prosthodontics and Crown & Bridge
20	LUTING AGENTS	Dr.swapnil S	Prosthodontics and Crown & Bridge
20	SOLDERING	Dr.Mallikarjun HD	Prosthodontics and Crown & Bridge
20	TISSUE MANAGEMENT IN FPD	Dr.Raghunath Patil	Prosthodontics and Crown & Bridge
20	IMPLANTS - ABUTMENT SELECTION	Dr.Ramesh Nayakar	Prosthodontics and Crown & Bridge
20	IMPLANTS - DENTAL IMPLANTS	Dr.Mahantesh B	Prosthodontics and Crown & Bridge
20	IMPLANTS - DIAGNOSIS & TT PLANNING	Dr.Santosh Nelogi	Prosthodontics and Crown & Bridge
21	PROSTHO - OBTURATOR - FOR MAXILLARY DEFECTS	Dr.Sounyla	Prosthodontics and Crown & Bridge
21	PROSTHO - OBTURATOR FOR CLEFT PALATE	Dr.Vinutha H	Prosthodontics and Crown & Bridge
21	CLASS DIRECT RETAINERS	Dr.Hema K	Prosthodontics and Crown & Bridge
21	CLASSIFICATION OF PARTIALLY EDENTULOUS ARCHES	Dr.Prashant Karni	Prosthodontics and Crown & Bridge
21	EXTRACORONAL	Dr.Abhijit Patil	Prosthodontics and Crown & Bridge
21	INDIRECT RETAINERS	Dr.Sayed M Killedar	Prosthodontics and Crown & Bridge
21	MANDIBULAR MAJOR CONNECTORS	Dr.Aditya Acharya	Prosthodontics and Crown & Bridge
21	MAXILLARY MAJOR CONNECTOR FINAL	Dr.swapnil S	Prosthodontics and Crown & Bridge
21	MINOR CONNECTORS	Dr.Mallikarjun HD	Prosthodontics and Crown & Bridge
21	MOUTH PREPARATION FOR RPD	Dr.Raghunath Patil	Prosthodontics and Crown & Bridge

**ATTESTED**  
  
**Dr. V.A. Kothiwale**  
 Registrar  
 KLE Academy of Higher Education and Research  
 Deemed-to-be-University u/s 3 of the UGC Act  
 Belagavi-590 010, Karnataka

22	REST AND REST SEATS	Dr.Anandkumar G Patil	Prosthodontics and Crown & Bridge
22	RPD - ATAACHMENTS	Dr.Ramesh Nayakar	Prosthodontics and Crown & Bridge
22	RPD - CLASSIFICATION	Dr.Mahantesh B	Prosthodontics and Crown & Bridge
22	RPD - COMPONENTS	Dr.Santosh Nelogi	Prosthodontics and Crown & Bridge
22	RPD – INTRODUCTION	Dr.Sounyla	Prosthodontics and Crown & Bridge
22	RPD - MAJOR CONNECTOR - MAXILLARY	Dr.Vinutha H	Prosthodontics and Crown & Bridge


**ATTESTED**  
  
**Dr. V.A. Kothiwale**  
 Registrar  
 KLE Academy of Higher Education and Research,  
 (Deemed-to-be-University u/s 3 of the UGC Act, 1956)  
 Belagavi-590 010, Karnataka

SL No	E – content(PPT's)/ Video lectures/ Demonstrations/Impartus/Blended learning	Name of the staff	Name of the department
<b>PPT's</b>			
1	1.COMPUTERS IN ORTHODONTICS	Dr. Tejashri Pradhan	<b>Department of Orthodontics</b>
2	2. PREVENTIVE AND INTERCEPTIVE ORTHODONTICS		
3	3. MODEL ANALYSIS AND STUDY MODELS		
4	PREVENTIVE AND INTERCEPTIVE ORTHODONTICS	Dr. Shenavi Keluskar K.M.	
5	2.SOLDERING AND WELDING		
6	3. ORTHOGNATHIC SURGERY (INTERGRATED CLASS WITH ORAL SURGERY)		
7	4. ORTHODONTIC FORCES AND BIOMECHANICS		
8	5. TISSUE RESPONSE TO ORTHODONTIC TOOTH MOVEMENT		
9	6. SURGICAL ORTHODONTICS		
10	7. TREATMENT FOR CLEFT LIP AND PALATE		
11	1.INTRODUCTON TO ORTHODONTICS WITH HISTORY	Dr. Roopa S Jatti	
12	2.POSTNATAL GROWTH OF MAXILLA AND MANDIBLE		
13	3.INTRODUCTION , LANDMARKS AND PLANES IN CEPHALOMETRICS		
14	4. DOWN'S AND TWEED'S ANALYSIS		
15	1.DEVELOPMENT OF DENTITION	Dr. Rohan S Hattarki	
16	2. DIAGNOSIS : ORTHODONTIC HISTORY, EXAMINATION, AND OTHER INVESTIGATIONS		
17	3. TREATMENT OF ANTERIOR OPEN BITE, DEEP BITE AND MIDLINE DIASTEMA		
18	4. RETENTION AND RELAPSE		
19	1. REMOVABLE ORTHODONTIC APPLIANCES AND HABIT BREAKING APPLIANCES	Dr. Anand B	
20	2. MYOFUNCTIONAL APPLIANCE: MODE OF ACTION AND CLASSIFICATION- ACTIVATOR AND BIONATOR		
21	3. TREATMENT PLANNING IN ORTHODONTICS&MANGEMENT OF CLASS I MALOCCLUSIONS		
22	1. METHODS OF SPACE GAINING,	Dr. Manjunath	

**ATTESTED**


*(Signature)*  
**Dr. V.A. Kothiwale**  
 Registrar  
 KLE Academy of Higher Education and Research,  
 (Deemed-to-be-University) 2 of the UGC Act, 1956)  
 Belagavi-590 010, Karnataka

	EXPANSION AND EXTRACTION.		
23	2. ADULT ORTHODONTICS		
24	3. TREATMENT OF CLASS II AND CLASS III		
25	1. FRANKEL, HERBST AND TWIN BLOCK	Dr. Vikram	<b>Department of Orthodontics</b>
26	2. ETIOLOGY OF MALOCCLUSION: LOCAL AND GENERAL FACTORS		
27	2. GROWTH AND DEVELOPMENT - BASIC	Dr Amit	
28	2. GENETICS IN ORTHODONTICS		
29	1. MALOCCLUSION AND CLASSIFICATION	Dr Trupti	
30	2. HABITS		
31	1. NORMAL OCCLUSION	Dr Devyani Desai	
32	2. ANCHORAGE AND CLASSIFICATION		
33	DEMONSTRATION ON FACE BOW TRANSFER PROCEDURE	Dr K M Keluskar Dr Amit Nilgar	
<b>SL No</b>	<b>E – content(PPT's)/ Video lectures/ Demonstrations/Impartus/Blended learning</b>	<b>Name of the staff</b>	
145.	Fundamentals of cavity preparation	Dr Sneha	Conservative dentistry and endodontics
146.	Caries – Classification Caries – Definition, Etiology Caries – Theories Diagnosis Caries – Treatment Caries – Prevention	Dr Suresh	Conservative dentistry and endodontics
147.	Hand cutting Instruments Classifications, Nomenclature, Hand cutting instrument - Design, Formula, Care, Grasp, Rest	Dr Preeti	Conservative dentistry and endodontics
148.	Rotary cutting instruments-Burs, Diamond points, Rotary cutting instruments Design and Use	Dr Roopa	Conservative dentistry and endodontics
149.	Isolation – Classification , Different aids used	Dr Sunita	Conservative dentistry and endodontics

**ATTESTED**  
  
**Dr. V.A. Kothiwale**  
 Registrar  
 KLE Academy of Higher Education and Research,  
 Deemed-to-be-University u/s 3 of the UGC Act. 1956  
 Belagavi-590 010, Karnataka

	Isolation – classification , rubber dam kit		
150.	Matrices and Retainers	Dr shavina	Conservative dentistry and endodontics
151.	Wedges and Separators	Dr suresh	Conservative dentistry and endodontics
152.	Pulp Protection	Dr Anand	Conservative dentistry and endodontics
153.	Inlay – Definitions , Inlay , onlay advantages disadvantages	Dr Roopa	Conservative dentistry and endodontics
154.	Inlay Principles of cavity preparation, wax pattern fabrication	Dr Sneha	Conservative dentistry and endodontics
155.	Anterior aesthetic restorative materials- Composites, , Compomers, Ceramics Anterior aesthetic restorative materials- GIC Anterior aesthetic restorative materials- Compomers , ceramics	Dr Neha	Conservative dentistry and endodontics
156.	Management of Deep Carious Lesions- Indirect pulp capping, Management of Deep Carious Lesions- Direct pulp capping, Pulpotomy	Dr Sonal	Conservative dentistry and endodontics
157.	Introduction to Endodontics-Access cavity preparation and brief introduction of root canal instruments & materials	Dr Neha	Conservative dentistry and endodontics
158.	Overview of Dental Material	Dr shavina	Conservative dentistry and endodontics
159.	Silicate and copper Cement	Dr shavina	Conservative dentistry and endodontics
160.	Zinc Phosphate + Zinc Silico Phosphate Cement	Dr Preeti	Conservative dentistry and endodontics
161.	Zinc Poly carboxylate Cement	Dr Anand	Conservative dentistry and endodontics
162.	Zinc Oxide Eugenol	Dr Sunita	Conservative dentistry and endodontics
163.	Zinc Oxide Eugenol Modifications	Dr sneha	Conservative dentistry and endodontics


**ATTESTED**

  
**Dr. V.A. Kothiwale**  
 Registrar  
 KLE Academy of Higher Education and Research  
 (Deemed-to-be-University u/s 3 of the UGC Act 1956)  
 Belagavi-590 010, Karnataka


80




164.	Glass Ionomer Cement ( Sandwich Technique )	Dr Shavina	Conservative dentistry and endodontics
165.	Resin Cement + Principles of cementations	Dr Roopa	Conservative dentistry and endodontics
166.	Liner and Bases , Varnish and Calcium hydroxide	Dr Roopa	Conservative dentistry and endodontics
167.	Guttapercha	Dr Anand	Conservative dentistry and endodontics
168.	Amalgam	Dr Sonal	Conservative dentistry and endodontics
169.	Amalgam Propertis	Dr Roopa	Conservative dentistry and endodontics
170.	Mercury Management	Dr Preeti	Conservative dentistry and endodontics
171.	Composite ( wasting diseases, pit and fissure, core buildup , veneering , orthodontics appliances)	Dt Avinash	Conservative dentistry and endodontics
172.	Indirect Composites	Dr Sunita	Conservative dentistry and endodontics
173.	Bonding Systems	Dr Neha	Conservative dentistry and endodontics
174.	Direct Filling Gold	Dr Suresh	Conservative dentistry and endodontics
175.	Examination –Diagnosis and treatment planning	Dr suresh	Conservative dentistry and endodontics
176.	Infection control in Conservative Dentistry and Endodontics	Dr Roopa	Conservative dentistry and endodontics
177.	Recent advances of isolation	Dr Sneha	Conservative dentistry and endodontics
178.	Control of pain during operative procedures	Dr Roopa	Conservative dentistry and endodontics
179.	Management of Gingival tissue during operative & procedures & Impression procedure	Dr Anand	Conservative dentistry and endodontics
180.	Contacts & contours	Dr Sonal	Conservative dentistry and endodontics
181.	Amalgam restorations-		Conservative dentistry and endodontics

**ATTESTED**  
  
**Dr. V.A. Kothiwale**  
 Registrar  
 KLE Academy of Higher Education and Research  
 (Deemed-to-be-University) of the UGC Act, 1956,  
 Belagavi-590 010, Karnataka

	<ul style="list-style-type: none"> <li>• Complex amalgam restoration</li> <li>• Class II modifications</li> <li>• Pin retained amalgam</li> <li>• Bonded amalgam</li> </ul>	<p>Dr shavina Dr Avinash Dr Shavina Dr Shavina</p>	
182.	Wasting diseases & its management	Dr Roopa	Conservative dentistry and endodontics
183.	Definition –Aim and scope of Endodontics[ Short essay / Short answer ]	Dr Neha	Conservative dentistry and endodontics
184.	Diseases of the pulp and its management	Dr Neha	Conservative dentistry and endodontics
185.	Diseases of the periradicular tissue and management	Dr Roopa	Conservative dentistry and endodontics
186.	Rationale of Endodontic treatment	Dr Anand	Conservative dentistry and endodontics
187.	Endodontic diagnosis	Dr Sonal	Conservative dentistry and endodontics
188.	Recent advances in endodontic diagnosis	Dr shavina	Conservative dentistry and endodontics
189.	Case selection in Endodontics	Dr Sneha	Conservative dentistry and endodontics
190.	Endodontic hand Instruments sterilization /	Dr Sunita	Conservative dentistry and endodontics
191.	<p>Direct filling Gold</p> <ul style="list-style-type: none"> <li>• Indication ,contraindications</li> <li>• Various cavity designs and preparation of cavities ,types of Cohesive Gold</li> <li>• Principles of manipulation</li> <li>• Compaction techniques, finishing and polishing.</li> </ul>	Dr Preeti	Conservative dentistry and endodontics
192.	<p>a) Fundamental concepts of enamel and dentin adhesion</p> <ul style="list-style-type: none"> <li>• Basic concepts of adhesion</li> <li>• Enamel adhesion</li> <li>• Dentin adhesion</li> <li>• Development of dentin bonding systems</li> <li>• Current concept of bonding systems with clinical relevance</li> </ul>	Dr Avinash	Conservative dentistry and endodontics

**ATTESTED**  
  
**Dr. V.A. Kothiwale**  
 Registrar  
 KLE Academy of Higher Education and Research,  
 (Deemed-to-be-University u/s 3 of the UGC Act, 1956)  
 Belagavi-590 010, Karnataka

<p>b) Introduction to composite restorations</p> <ul style="list-style-type: none"> <li>• Types of composites</li> <li>• Important properties</li> <li>• Polymerization of composite</li> <li>• Indications</li> <li>• Contraindications</li> <li>• Advantages</li> <li>• Disadvantages</li> <li>• Material aspects</li> </ul>	Dr Roopa	
<p>c) Direct Composite restorations</p> <ul style="list-style-type: none"> <li>• Tooth preparation and restorative technique for Class I II III IV V and VI composite restorations</li> <li>• Repair of composite restorations</li> <li>• Common problems: causes and potential solutions</li> </ul>	Dr Neha	
<p>d) Glass ionomer restorations</p> <ul style="list-style-type: none"> <li>• Indications</li> <li>• Contraindications</li> <li>• Advantages</li> <li>• Disadvantages</li> <li>• Tooth preparation and restorative technique</li> </ul>	Dr avinash	
<p>e) Dental Ceramics</p>		
<p>f) Class I and Class II indirect tooth colored restorations ( Ceramic and Composite)</p>	Dr Shavina	
<ul style="list-style-type: none"> <li>• Indications</li> <li>• Contraindications</li> <li>• Advantages</li> <li>• Disadvantages</li> <li>• Clinical procedures</li> <li>• Common problems and solutions</li> <li>• Repair of tooth coloured inlays and onlays</li> </ul>	Dr Sneha	
<p>g) Additional conservative esthetic procedures</p>		
<p>1) Artistic elements</p> <ul style="list-style-type: none"> <li>• Shape or form</li> <li>• Symmetry and proportionality</li> <li>• Position and alignment</li> <li>• Surface texture</li> </ul>	Dr Shavina	

**ATTESTED**  
  
**Dr. V.A. Kothiwale** 83  
 Registrar  
 KLE Academy of Higher Education and Research,  
 (Deemed-to-be-University u/s 3 of the UCC Act, 1956)  
 Belagavi-590 010, Karnataka


	<ul style="list-style-type: none"> <li>• Color</li> <li>• Translucency</li> <li>• Clinical considerations</li> </ul> <p>2) Conservative alterations of tooth contours and contacts</p> <ul style="list-style-type: none"> <li>• Alterations of shape of natural teeth</li> <li>• Alterations of embrasures</li> <li>• Correction of diastemas</li> </ul> <p>3) Conservative treatments for discoloured teeth (Etiology, Microabrasion, Macroabrasion only)</p> <p>4) Acid etched resin bonded splints</p> <ul style="list-style-type: none"> <li>• Periodontally involved tooth</li> <li>• Stabilization of teeth after orthodontic treatment</li> </ul> <p>5) Conservative bridges</p> <ul style="list-style-type: none"> <li>• Natural tooth pontic</li> <li>• Denture tooth pontic</li> <li>• Porcelain fused to metal pontic or all metal pontic with metal retainers</li> <li>• All porcelain pontic</li> </ul>	Dr Sneha	
193.	Treatment of discolored teeth( Bleaching only)	Dr Roopa	Conservative dentistry and endodontics
194.	Endodontics –Periodontics - interrelation –classification and management.	Dr Suresh	Conservative dentistry and endodontics
195.	<p>Surgical Endodontics</p> <ul style="list-style-type: none"> <li>• Case selection – indications /contraindications</li> <li>• Incision and drainage Trephination</li> <li>• Various flap designs for periradicular surgery</li> <li>• Root end surgeries –Apicoectomy /curettage.</li> <li>• Retrograde fillings – root resection and hemisection</li> <li>• Bicuspidation (short essay /short</li> </ul>	Dr Anand	Conservative dentistry and endodontics

**ATTESTED**

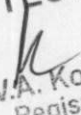
Dr. V.A. Kothiwale  
Registrar  
KLE Academy of Higher Education and Research,  
(Deemed-to-be-University u/s 3 of the UCC Act, 1956)  
Belagavi-590 010, Karnataka

	<p>answer)</p> <ul style="list-style-type: none"> <li>• Reimplantation , Intentional</li> <li>• Reimplantation . Transplantation <ul style="list-style-type: none"> <li>○ Endodontics Endosseous Implants</li> <li>○ Miscellaneous of Endodontics</li> <li>○ Use of Microscopes in Endodontics</li> </ul> </li> </ul>		
196.	Root resorption – classification ,etiology & management ( in brief)	Dr Neha	Conservative dentistry and endodontics
197.	Traumatic teeth - Management only	Dr Sunita	Conservative dentistry and endodontics
198.	Endodontic emergencies and management	Dr Sunita	Conservative dentistry and endodontics
199.	Single visit Endodontics	Dr Preeti	Conservative dentistry and endodontics
200.	Laser	Dr shavina	Conservative dentistry and endodontics
201.	Air abrasion	Dr Sonal	Conservative dentistry and endodontics
202.	Veneers	Dr Sonal	Conservative dentistry and endodontics
203.	Gingival retraction methods	Dr Anand	Conservative dentistry and endodontics
204.	Anatomy of the pulp space (Internal anatomy of pulp chamber) Access opening and principles	Dr.Sonal	Conservative dentistry and endodontics
205.	Determination of working length / methods	Dr.Sneha	Conservative dentistry and endodontics
206.	Rotary Instruments for cleaning and shaping	Dr.Anand	Conservative dentistry and endodontics
207.	Preparation of root canal - Cleaning & Shaping	Dr.Preeti	Conservative dentistry and endodontics
208.	Disinfection of root canal	Dr.Avinash	Conservative dentistry and endodontics
209.	Intra canal medicaments and Irrigants used in Endodontics	Dr.Roopa	Conservative dentistry and endodontics
210.	Temporary filling materials	Dr.shavina	Conservative dentistry and endodontics
211.	Microbiology as related to Endodontics <ul style="list-style-type: none"> <li>• Microbial flora and infected pulp</li> <li>• Various cultures tests - techniques -culture media</li> </ul>	Dr.Neha	Conservative dentistry and endodontics


**ATTESTED**

  
**Dr. V.A. Kothiwale**  
 Registrar  
 KLE Academy of Higher Education and Research,  
 (Deemed-to-be-University u/s Section 3 of UGC Act, 1956)  
 Belagavi-590 010, Karnataka


	interpretation • Antibiotic sensitivity		
212.	Obturing Materials – Classification and Description	Dr.Roopaa	Conservative dentistry and endodontics
213.	Root Canal Sealer	Dr.Suresh	Conservative dentistry and endodontics
214.	Various techniques of root canal obturation including recent techniques and Repair	Dr.Avinash	Conservative dentistry and endodontics
215.	Procedural errors	Dr.Shavina	Conservative dentistry and endodontics
216.	Cast Gold restorations • Definitions of Inlay and Onlay • Indications and Contraindications • Cavity designs for class II cast Gold inlay restorations, wax patterns • Spruing ,Investing and Casting • Seating ,Adjusting , Polishing of the Casting • Cementation	Dr.Anand	Conservative dentistry and endodontics

**ATTESTED**  
  
**Dr. V.A. Kothiwale**  
 Registrar  
 KLE Academy of Higher Education and Research,  
 (Deemed-to-be-University u/s 3 of the UGC Act. 1956)  
 Belagavi-590 010, Karnataka

Sl Number	E-Content (Ppt/Videolecture/Demonstrations/Impartus/Blended Learning)	Name Of Staff	Name Of Department
1.	Lecture Ppt		
	<b>1<sup>st</sup> BDS LECTURE</b>		
	1. Development of tooth	Dr Alka Kale	Oral Pathology
	2. Enamel	Dr Punnya Angadi	Oral Pathology
	3. Dentin	Dr Seema Hallikerimath	Oral Pathology
	4. Pulp	Dr Veena Naik	Oral Pathology
	5. cementum	Dr Pushpak Shah	Oral Pathology
	6. periodontal ligament	Dr Manjula ,M	Oral Pathology
	7. Bone	Dr Shweta Kumbhojkar	Oral Pathology
	8. salivary glands	Dr Chetan Belaldavar	Oral Pathology
	9. Maxillary sinus	Dr Shweta Kumbhojkar	Oral Pathology
	10. Temporomandibular joint	Dr Chetan Belaldavar	Oral Pathology
	<b>2<sup>nd</sup> BDS LECTURE</b>		
	1. Developmental Disturbances Of Oral Cavity	Dr Pushpak Shah	Oral Pathology
	2. Dental Caries	Dr Manjula ,M	Oral Pathology
	3. Pulp And Periapical Tissues	Dr .Deepa Mane	Oral Pathology
	4. Diseases Of Periodontium	Dr Shweta Kumbhojkar	Oral Pathology
	5. Oral Infections	Dr Chetan Belaldavar	Oral Pathology
	<b>3<sup>rd</sup> BDS LECTURE</b>		
	1. Epithelial Tumors	Dr Veena Naik	Oral Pathology
	2. Premalignant Lesion And Conditions	Dr Veena Naik	Oral Pathology
	3. Connective Tissue Tumors	Dr Pushpak Shah	Oral Pathology
	4. Odontogenic Cysts	Dr Punnya Angadi	Oral Pathology
	5. Odontogenic Tumors	Dr .Deepa Mane	Oral Pathology

**ATTESTED**  
  
**Dr. V.A. Kothiwale**  
 Registrar  
 KLE Academy of Higher Education and Research,  
 (Deemed-to-be-University u/s 3 of the UGC Act. 1956)  
 Belagavi-590 010, Karnataka

	6. Salivary Gland Tumors	Dr Pushpak Shah	Oral Pathology
2.	Ppt of ITL	All staff	Oral pathology

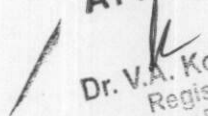
**ATTESTED**  
  
**Dr. V.A. Kothiwale**  
 Registrar  
 KLE Academy of Higher Education and Research,  
 (Deemed-to-be-University u/s 3 of the UGC Act, 1956)  
 Belagavi-590 010, Karnataka



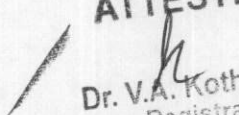
**LIST OF E CONTENT DELIVERED 2018**

Department of Oral Medicine and radiology

S no	TOPIC	STAFF	Department
<b>III year II Term</b>			
	Introduction to Oral Medicine & Radiology	Dr. Vaishali	Department of oral medicine and Radiology
	Cervicofacial lymphadenopathy	Dr. Anjana	
	Radiation Physics	Dr. Vaishali	
	Stomatitis	Dr. Kajal	
	Radiation Biology	Dr. Namratha	
	Health Physics	Dr. Kajal	
	Intra oral techniques	Dr. Vasanti	
	Processing & faults	Dr. Namratha	
	Principles of Radiographic interpretation	Dr. Zameera	
	Projection Geometry	Dr. Arvind	
	Normal radiographic anatomy	Dr. Daneshwari	
	Image characteristics	Dr. Kajal	
	Therapeutics in dentistry – Part -I	Dr. Daneshwari	
	Therapeutics in dentistry – corticosteroids and Immunomodulator – Part -II	Dr. Namratha	
	Radiographic appearance of Periodontal & periapical diseases	Dr. Shivayogi	
	Pigmentation disorders	Dr. Arvind	
	Introduction to Oral Medicine & Radiology	Dr. Vaishali	
	Cervicofacial lymphadenopathy	Dr. Anjana	
	Health Physics	Dr. Kajal	
	Radiation Biology	Dr. Namratha	
	Stomatitis	Dr. Kajal	
	Radiation Physics	Dr. Vaishali	
	Intra oral techniques	Dr. Vasanti	
	Processing & faults	Dr. Namratha	
	Principles of Radiographic interpretation	Dr. Zameera	
	Projection Geometry	Dr. Arvind	
	Normal radiographic anatomy	Dr. Daneshwari	
	Image characteristics	Dr. Kajal	

**ATTESTED**  
  
**Dr. V.A. Kothiwale**  
 Registrar  
 KLE Academy of Higher Education and Research,  
 (Deemed-to-be-University u/s 3 of the UGC Act, 1956)  
 Belagavi-590 010, Karnataka


Therapeutics in dentistry – Part -I	Dr. Daneshwari
Therapeutics in dentistry – corticosteroids and Immunomodulator – Part -II	Dr. Namratha
Therapeutics in dentistry- Part III	Dr Vasanti
Radiographic appearance of Periodontal &periapicaldiseases	Dr. Shivayogi
Pigmentation disorders	Dr. Arvind
Health Physics	Dr. Kajal
Projection Geometry	Dr. Vaishali
Diseases of bone &Osteodystrophy	Dr. Kajal
Metabolic and Nutritional deficiencies	Dr. Arvind
Specialized radiographic techniques- digital imaging, USG	Dr. Namratha
Specialized radiographic techniques- contrast imaging, Scintigraphy	Dr. Vasanti
Evidence based dentistry	Dr. Vasanti
Dermatological disorders	Dr. Daneshwari
Allergy (Local allergic reactions, anaphylaxis, serum sickness local and systemic allergic manifestations to food drugs and chemicals)	Dr. Zameera
Sexually Transmitted diseases	Dr. Vasanti
Management of dental problems in medically compromised persons	Dr. Shivayogi
CT, CBCT, MRI	Dr. Shivayogi
Foci of infection and their ill effects on general health	Dr. Zameera
Forensic dentistry	Dr. Anjana
Radiographic appearance of fibro- osseous lesions	Dr. Vaishali
PeriapicalRadiolucencies&radioopacities	Dr. Zameera
PericoronalRadiolucencies&radioopacities	Dr. Vaishali
Blood1	Dr. Kajal
Blood2	Dr. Anjana
Blood3	Dr. Arvind
<b>Videos developed</b>	
VideosonExtraoral Radiographic Techniques	DrVaishaliKeluskar,Dr Anjana Bagewadi,DrArvind Shetti,Dr ZameeraNaik,DrVasanti Jirge,DrShivayogi Charantimath,,DrNamrataPatilDrDaneshwariKoshti, Dr KajalGokak

**ATTESTED**  
  
**Dr. V.A. Kothiwale**  
 Registrar  
 KLE Academy of Higher Education and Research,  
 (Deemed to be University) U/s 3 of the UGC Act, 1956,  
 Belagavi-590 010, Karnataka

VideoonExtraoralperiapical radiographicTechnique	Dr Zameera Naik	
VideoonPulpand Periapical diseases(Blended learning)	Dr Zameera Naik	

**PEDIATRIC AND PREVENTIVE DENTISTRY**

SL No	E – content(PPT's)/ Video lectures/ Demonstrations/Impartus/Blended learning	Name of the staff	Name of the department
1	Introduction to Pedodontics& preventive dentistry. Definition, scope, objectives and importance.	Dr. ShivayogiM.Hugar	Pediatric and preventive dentistry.
2	Case History Recording Outline of principles of examination, diagnosis & treatment planning.	Dr. Chandrashekhar M. Badakar	Pediatric and preventive dentistry.
3	Setting up of Pedodontics Clinic	Dr. NirajS.Gokhale	Pediatric and preventive dentistry.
4	Dental radiology related to Pedodontics.	Dr. Vidyavathi. H. Patil	Pediatric and preventive dentistry.
5	Dental anatomy and histology. Eruption and shedding of teeth - theories Teething disorders and their management Natal & neonatal teeth.	Dr. Chaitanya R Uppin	Pediatric and preventive dentistry.
6	Preventive dentistry. Definition. Principles & scope. Types of prevention. Different preventive measures used in Pediatric	Dr. Shivayogi M. Hugar	Pediatric and preventive dentistry.

**ATTESTED**  
  
**Dr. V.A. Kothiwale**  
 Registrar  
 KLE Academy of Higher Education and Research,  
 (Deemed-to-be-University u/s 3 of the UGC Act. 1956)  
 Belagavi-590 010, Karnataka


	Dentistry including pit and fissure sealants and caries vaccine.  Concepts Of MID		
7	Gingival and periodontal diseases in children  -Normal gingiva and periodontium in children.  -Definition, etiology and pathogenesis.  Prevention and management of Gingival and Periodontal diseases.	Dr. Chandrashekhar M. Badakar	Pediatric and preventive dentistry.
8	Oral surgical procedures in children.  Indications and contraindications of extractions of primary and permanent teeth in children.  Knowledge of local and general anesthesia.  Minor surgical procedures in children. Age Changes of Mandibular foramen.	Dr. Niraj.S.Gokhale	Pediatric and preventive dentistry.
9	Dental caries including early childhood caries  Rampant caries, early childhood caries and extensive caries: in brief  Definition, etiology, clinical features, complications and management in detail  Role of diet and nutrition in dental caries.  Dietary modification and diet counseling.  Caries, activity tests, caries prediction, caries susceptibility and their clinical application.	Dr.Vidyavathi H. Patil	Pediatric and preventive dentistry.

**ATTESTED**

*h*  
**Dr. V.A. Kothiwale**  
Registrar


KLE Academy of Higher Education and Research,  
(Deemed-to-be-University u/s 3 of the UGC Act. 1956)  
Belagavi-590 010, Karnataka

10	Development of occlusion from birth through adolescence.  Importance of first permanent molar	Dr. Chaitanya R.Uppin	Pediatric and preventive dentistry.
11	Child Psychology -Definition -Theories of child psychology -Psychological development of children with age. -Principles of psychological growth and development while managing child patient. -Dental fear and its management. Factors affecting child's fear to dental management.	Dr. NirajGokhale	Pediatric and preventive dentistry.
12	Child behavior management -Definitions. -Types of behavior encountered in dental clinic. - Non-pharmacological and pharmacological methods of behavior management..	Dr. Chaitanya R Uppin	Pediatric and preventive dentistry.
13	- Infant Oral Health Care - Dental Home - Lasers	Dr. Chandrashekhar. M .Badakar	Pediatric and preventive dentistry.
14	Special health care needs	Dr. Vidyavathi.HPatil	Pediatric and preventive dentistry.
15	Crowns in Pediatric Dentistry	Dr.Chandrashekhar. MBadakar	Pediatric and preventive dentistry.
16	Pediatric Endodontics -Principles and diagnosis. -Classification of pulpal pathology in primary,	Dr. Chaitanya R Uppin	Pediatric and preventive dentistry.

**ATTESTED**  
  
**Dr. V.A. Kothiwale**  
 Registrar  
 KLE Academy of Higher Education and Research,  
 (Deemed-to-be-University u/s 3 of the UGC Act. 1956)  
 Belagavi-590 010, Karnataka

	<p>young permanent and permanent teeth.</p> <p>-Management of pulpally involved primary, young permanent and permanent teeth.</p> <ul style="list-style-type: none"> <li>• Pulp capping-direct pulp capping</li> <li>• Pulpotomy</li> <li>• Pulpectomy</li> <li>• Apexogenesis</li> <li>• Apexification</li> </ul> <p>-Obturation Techniques and material used for primary, young permanent and permanent teeth in children.</p>		
17	<p>Traumatic Injuries In Children :</p> <ul style="list-style-type: none"> <li>- Classification &amp; importance.</li> <li>- Sequelae &amp; reaction of teeth to trauma.</li> </ul> <p>Management of traumatized teeth.</p>	Dr. Shivayogi.MHugar /	Pediatric and preventive dentistry.
18	<p>Oral habits in children</p> <p>Definition, etiology, classification, behavioral and clinical features, management of children with</p> <p>Thumb sucking, tongue thrusting, mouth breathing, lip biting, nail biting, self-injurious habits</p>	Dr. NirajGokhale	Pediatric and preventive dentistry.
19	<p>Fluorides</p> <ul style="list-style-type: none"> <li>-Historical background.</li> <li>-Systemic and topical fluorides.</li> <li>-Mechanism of action</li> <li>-Toxicity and management</li> <li>-Defluoridation techniques</li> </ul>	Dr. NirajGokhale	Pediatric and preventive dentistry.
20	<p>Preventive and interceptive orthodontics in children</p> <ul style="list-style-type: none"> <li>-Definition</li> <li>-Problems encountered during primary and mixed</li> </ul>	Dr. Chandrashekhar. M. Badakar	Pediatric and preventive dentistry.

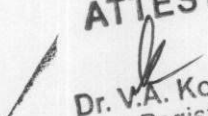
**ATTESTED**

  
**Dr. V.A. Kothiwale**  
 Registrar  
 KLE Academy of Higher Education and Research,  
 (Deemed-to-be-University u/s 3 of the HGC Act, 1956)  
 Belagavi-590 010, Karnataka

94

	dentition phases & their management. -Space management -serial extraction		
21	Child Abuse And neglect	Dr. Chaitanya R Uppin	Pediatric and preventive dentistry.
22	Dental Emergencies in children	Dr. Chaitanya R Uppin	Pediatric and preventive dentistry.
23	Pulpectomy (blended learning)	Dr. Chaitanya. Uppin.	Pediatric and preventive dentistry.
<b>PERIODONTICS</b>			
Sl. No.	E-Content (PPT's) Demonstration / imparts/ Blended learning	Name of the staff	Name of the Department
169.	Gingiva	Dr. Anita Raikar	Periodontics
170.	Periodontal ligament	Dr. Shruti Karvekar	Periodontics
171.	Cementum	Dr. Shweta H.	Periodontics
172.	Alveolar bone	Dr. Vilas Pattar	Periodontics
173.	Aging and periodontium	Dr. Neelamma S	Periodontics
174.	Plaque microbiology	Dr. Menaka K B	Periodontics
175.	Calculus & role of other predisposing factors	Dr. Abhishek Z	Periodontics
176.	Influence of systemic disorders and stress on the periodontium	Dr. Renuka M	Periodontics
177.	Basic Concepts of Immunity & Inflammation	Dr. Vinayak K	Periodontics
178.	Smoking & Periodontal diseases	Dr. Shaila K	Periodontics
179.	Periodontal medicine	Dr. Shruti Karvekar	Periodontics
180.	Oral Malodor	Dr. Vilas Pattar	Periodontics

**ATTESTED**

  
Dr. V.A. Kothiwale  
Registrar

95

KLE Academy of Higher Education and Research,  
(Deemed-to-be-University u/s 3 of the UGC Act. 1956)  
Belagavi-590 010, Karnataka

181.	Dental Hypersensitivity	Dr. Neelamma S	Periodontics
182.	Acute Gingival Infections	Dr. Menaka K B	Periodontics
183.	Gingival Diseases in Childhood	Dr. Abhishek Z	Periodontics
184.	Defense mechanism of gingiva	Dr. Renuka M	Periodontics
185.	Gingival Inflammation	Dr. Shaila K	Periodontics
186.	Clinical features of gingivitis	Dr. Anita Raikar	Periodontics
187.	Gingival Enlargement	Dr. Shruti Karvekar	Periodontics
188.	Periodontal microbiology	Dr. Shweta H.	Periodontics
189.	Dental calculus	Dr. Menaka K B	Periodontics
190.	Classification of periodontal disease	Dr. Renuka M	Periodontics
191.	Evidence based decision making	Dr. Anita Raikar	Periodontics
192.	Epidemiology of gingival & periodontal disease	Dr. Renuka	Periodontics
193.	Desquamative gingivitis and Necrotizing ulcerative periodontitis,	Dr. Vilas Pattar	Periodontics
194.	Refractory periodontitis	Dr. Vilas Pattar	Periodontics
195.	The periodontal pocket	Dr. Shweta	Periodontics
196.	Bone loss and patterns of bone destruction	Dr. Shruti	Periodontics
197.	Chronic periodontitis	Dr. Vinayak	Periodontics
198.	Periodontitis as a manifestation of systemic diseases	Dr. Abhishek	Periodontics
199.	Aggressive periodontitis	Dr. Menaka	Periodontics
200.	AIDS and the periodontium	Dr. Neelamma	Periodontics
201.	Clinical diagnosis	Dr. Vilas Pattar	Periodontics

**ATTESTED**

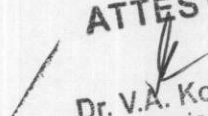
Dr. V.A. Kothiwale  
Registrar

KLE Academy of Higher Education and Research,  
(Deemed-to-be-University u/s 3 of the UGC Act. 1956)  
Belagavi-590 010, Karnataka

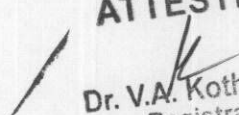
96



202.	Radiographic AIDS in the diagnosis of PDL disease	Dr. Shweta	Periodontics
203.	Advanced diagnostic techniques	Dr. Shruti	Periodontics
204.	Risk assessment	Dr. Shaila	Periodontics
205.	Levels of clinical significance	Dr. Renuka	Periodontics
206.	Determination of prognosis	Dr. Vinayak	Periodontics
207.	Rationale for periodontal treatment	Dr. Abhishek	Periodontics
208.	Treatment plan	Dr. Abhishek	Periodontics
209.	Periodontal therapy in female patient	Dr. Menaka	Periodontics
210.	Periodontal treatment of medically compromised patients	Dr. Neelamma	Periodontics
211.	Non Surgical Therapy - Phase I Periodontal Therapy Plaque control for the Periodontal Patient – scaling & Root Planning	Dr. Shaila K	Periodontics
212.	Chemotherapeutic Agents : Local Delivery of Antibiotics	Dr. Vilas Pattar	Periodontics
213.	Host Modulation Agents	Dr. Neelamma S	Periodontics
214.	Periodontal splints	Dr. Menaka K B	Periodontics
215.	Sonic & Ultrasonic Instrumentation, Supragingival & Subgingival Irrigations	Dr. Abhishek Z	Periodontics
216.	Gingival Surgical Techniques	Dr. Shruti K	Periodontics
217.	Gingival Curettage	Dr. Shruti K	Periodontics
218.	The Periodontal Flap	Dr. Vilas Pattar	Periodontics
219.	Suturing Technique	Dr. Neelamma S	Periodontics
220.	Gingivectomy	Dr. Shruti K	Periodontics
221.	Resective Osseous Surgery	Dr. Menaka K B	Periodontics

**ATTESTED**  
  
**Dr. V.A. Kothiwale**  
 Registrar  
 KLE Academy of Higher Education and Research,  
 (Deemed-to-be-University u/s 3 of the UGC Act, 1956)  
 Belagavi-590 010, Karnataka

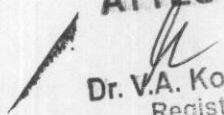
222.	Furcation: Involvement & Treatment	Dr. Vinayak K	Periodontics
223.	Periodontal Plastic & Esthetic Surgery	Dr. Renuka M	Periodontics
224.	Supportive Periodontal Treatment	Dr. Neelamma S	Periodontics
<b>ORAL &amp; MAXILLOFACIAL SURGERY</b>			
S.No	E-content (PPT's)/Video Lectures / Demonstrations/ Impartus /Blended learning	Name of the staff	Name of the Department
1	Temporomandibular joint ankylosis & its management	Dr S M Kotrashetti	Oral & Maxillofacial Surgery
2	Cleft lip & Palate	Dr S M Kotrashetti	Oral & Maxillofacial Surgery
3	Benign odontogenic tumours	DrSidrame shMuttagi	Oral & Maxillofacial Surgery
4	Management of oral cancer	DrSidrame shMuttagi	Oral & Maxillofacial Surgery
5	nerve injuries	DrSidrame shMuttagi	Oral & Maxillofacial Surgery
6	Mandible	DrTejraj Kale	Oral & Maxillofacial Surgery
7	Hypermobility	DrTejraj Kale	Oral & Maxillofacial Surgery
8	Medical Emergencies in Oral final	DrTejraj Kale	Oral & Maxillofacial Surgery
9	primary care of trauma patient	DrTejraj Kale	Oral & Maxillofacial Surgery
10	TMJ anatomy	DrTejraj Kale	Oral & Maxillofacial Surgery

**ATTESTED**  
  
**Dr. V.A. Kothiwale**  
 Registrar  
 KLE Academy of Higher Education and Research,  
 (Deemed-to-be-University u/s 3 of the UGC Act. 1956)  
 Belagavi-590 010, Karnataka

11	Impactions	DrAratiNe eli	Oral & Maxillofacial Surgery
12	CYSTS OF THE JAW1	Dr S D Baliga	Oral & Maxillofacial Surgery
13	MID FACE FRATURE	Dr S D Baliga	Oral & Maxillofacial Surgery
14	Space Infection & osteomyelitis	DrVijaylax miShettar	Oral & Maxillofacial Surgery
15	conscious sedation	DrPoorviG hanti	Oral & Maxillofacial Surgery
16	medical emergencies	DrPoorviG hanti	Oral & Maxillofacial Surgery
17	Maxillary Sinus	DrAbhishe kMotimath	Oral & Maxillofacial Surgery

**PUBLIC HEALTH DENTISTRY**

SL No	E – content(PPT's)/ Video lectures/ Demonstrations/Impartus/Blended learning	Name of the staff	Name of the Department
1	Introduction to public health dentistry	Dr. Ankola	Public Health Dentistry
2	Concepts of health and disease	Dr. Sagar	Public Health Dentistry
	Concepts of health and disease	Dr. Sagar	Public Health Dentistry
3	Oral health survey	Dr. Sagar	Public Health Dentistry
4	Environment and health		Public Health Dentistry
	Water	Dr. Pratibha	Public Health Dentistry
	Air	Dr. Mahantesh	Public Health Dentistry
	Hospital waste disposal	Dr. Mahantesh	Public Health Dentistry

**ATTESTED**  
  
**Dr. V.A. Kothiwale**  
 Registrar  
 KLE Academy of Higher Education and Research,  
 (Deemed-to-be-University u/s 3 of the UGC Act, 1956)  
 Belagavi-590 010, Karnataka

5	Health care delivery system	Dr. Mahantesh	Public Health Dentistry
6	General principles of epidemiology	Dr. Roopali	Public Health Dentistry
7	Health education	Dr. Pratibha	Public Health Dentistry
8	School dental health education	Dr. Pratibha	Public Health Dentistry
9	Planning and evaluation	Dr. Sagar	Public Health Dentistry
10	ART	Dr. Ankola	Public Health Dentistry
11	PFS	Dr. Ankola	Public Health Dentistry
12	Epidemiology of dental caries	Dr. Roopali	Public Health Dentistry
	Periodontal disease	Dr. Pratibha	Public Health Dentistry
	Oral cancer	Dr. Sagar	Public Health Dentistry
13	Dental indices Def and IR	Dr. Ankola	Public Health Dentistry
	DMF & DMFS	Dr. Ankola	Public Health Dentistry
	WHO & CPITN	Dr. Ankola	Public Health Dentistry
	OHI & OHIS	Dr. Ankola	Public Health Dentistry
14	Dental auxiliary	Dr. Pratibha	Public Health Dentistry
15	Caries activity test	Dr. Ankola	Public Health Dentistry
16	Caries vaccine	Dr. Ankola	Public Health Dentistry
	National & international agencies	Dr. Ankola	Public Health Dentistry
	DCI	Dr. Ankola	Public Health Dentistry
	IDA	Dr. Ankola	Public Health Dentistry
17	IAPHD	Dr. Ankola	Public Health Dentistry
18	Ethics	Dr. Ankola	Public Health Dentistry
19	COPRA	Dr. Ankola	Public Health Dentistry

**ATTESTED**

Dr. V.A. Kothiwale  
Registrar

KLE Academy of Higher Education and Research,  
(Deemed-to-be-University u/s 3 of the UCC Act, 1956)  
Belagavi-590 010, Karnataka

20	Fluoride	Dr. Roopali	Public Health Dentistry
21	Dental practice management	Dr. Ankola	Public Health Dentistry
22	Dental Payments	Dr. Ankola	Public Health Dentistry
23	Social sciences	Dr. Sagar	Public Health Dentistry
24	Biostatistics	Dr. Sagar	Public Health Dentistry

**ATTESTED**  
**Dr. V.A. Kothiwale**  
 Registrar  
 KLE Academy of Higher Education and Research,  
 (Deemed-to-be-University u/s 3 of the UGC Act, 1956)  
 Belagavi-590 010, Karnataka


SL No	E – content(PPT's)/ Video lectures/ Demonstrations/Impartus/Blended learning	Name of the staff	Name of the department
22	BALANCED OCCLUSION	Dr.Raghunath Patil	C
22	BIOLOGICAL CONSIDERATIONS OF MAXILLARY EDENTULOUS JAW	Dr.Anandkumar G Patil	Prosthodontics and Crown & Bridge
22	C D - BALANCED OCCLUSION	Dr.Ramesh Nayakar	Prosthodontics and Crown & Bridge
22	C D - BIOLOGICAL CONSIDERATIONS OF MAXILLARY EDENTULOUS JAW	Dr.Mahantesh B	Prosthodontics and Crown & Bridge
23	C D - HINGE AXIS AND FACE BOW	Dr.Santosh Nelogi	Prosthodontics and Crown & Bridge
23	C D - IMPRESSION MAKING	Dr.Sounyla	Prosthodontics and Crown & Bridge
23	C D - JAW RELATION - VERTICAL	Dr.Vinutha H	Prosthodontics and Crown & Bridge
23	C.D - BALANCED OCCLUSION	Dr.Hema K	Prosthodontics and Crown & Bridge
23	FACE BOW	Dr.Prashant Karni	Prosthodontics and Crown & Bridge
23	GERIATRICS	Dr.Abhijit Patil	Prosthodontics and Crown & Bridge
23	HORIZONTAL JAW RELATION	Dr.Sayed M Killedar	Prosthodontics and Crown & Bridge
23	PROSTHO - ARTICULATORS	Dr.swapnil S	Prosthodontics and Crown & Bridge
23	PROSTHO - OCCLUSION	Dr.Mallikarjun HD	Prosthodontics and Crown & Bridge
23	PROSTHO - SUPPORT,STABILITY & RETENTION	Dr.Raghunath Patil	Prosthodontics and Crown & Bridge
24	VERTICAL JAW RELATION	Dr.Anandkumar G Patil	Prosthodontics and Crown & Bridge
24	CHEMISTRY OF SYNTHETIC RESINS	Dr.Ramesh Nayakar	Prosthodontics and Crown & Bridge
24	D.M - BIOCOPATABILITY	Dr.Mahantesh B	Prosthodontics and Crown & Bridge
24	D.M - DENTALCASTING ALLOYS	Dr.Santosh Nelogi	Prosthodontics and Crown & Bridge
24	D.M - DIE MATERIALS	Dr.Sounyla	Prosthodontics and Crown & Bridge
24	D.M - ELASTOMERIC IMPRESSION MATERIALS	Dr.Vinutha H	Prosthodontics and Crown & Bridge
24	D.M - GYPSUM PRODUCTS	Dr.Hema K	Prosthodontics and Crown & Bridge
24	D.M - HYDROCOLLOIDS	Dr.Prashant Karni	Prosthodontics and Crown & Bridge

**ATTESTED**

Dr. V.A. Kothiwale  
Registrar

KLE Academy of Higher Education and Research,  
Madhav Nagar, University of the South (U.S. 1956)  
Karnataka - 560 010, Karnataka

24	D.M - LUTING AGENTS	Dr.Abhijit Patil	Prosthodontics and Crown & Bridge
24	D.M - PERFORMANCE STANDARDS FOR DENTAL MATERIALS	Dr.Sayed M Killedar	Prosthodontics and Crown & Bridge
25	D.M - RESIN	Dr.Aditya Acharya	Prosthodontics and Crown & Bridge
25	D.M - SOLDERING	Dr.swapnil S	Prosthodontics and Crown & Bridge
25	DIE MATERIALS SOWMYA	Dr.Mallikarjun HD	Prosthodontics and Crown & Bridge
25	HYDROCOLLIDS	Dr.Raghunath Patil	Prosthodontics and Crown & Bridge
25	MECHANICAL PROPERTIES OF DENTAL MATERIALS	Dr.Anandkumar G Patil	Prosthodontics and Crown & Bridge
25	NONAQUEOUS ELASTOMERIC IMPRESSION MATERIALS	Dr.Ramesh Nayakar	Prosthodontics and Crown & Bridge
25	PERFORMANCE STANDARDS FOR DENTAL MATERIALS	Dr.Mahantesh B	Prosthodontics and Crown & Bridge
25	PHYSICAL PROPERTIES OF DENTAL MATERIALS	Dr.Santosh Nelogi	Prosthodontics and Crown & Bridge
25	RESIN	Dr.Sounyla	Prosthodontics and Crown & Bridge
25	FUNDAMENTALS OF OCCLUSION	Dr.Vinutha H	Prosthodontics and Crown & Bridge
26	PRINCIPLES OF TOOTH PREPARATION	Dr.Hema K	Prosthodontics and Crown & Bridge
26	ANTERIOR TWO THIRD CROWN	Dr.Prashant Karni	Prosthodontics and Crown & Bridge
26	FOUR FIFTH CROWN	Dr.Abhijit Patil	Prosthodontics and Crown & Bridge
26	COMPLETE VENEER CROWN	Dr.Sayed M Killedar	Prosthodontics and Crown & Bridge
26	PORCELAIN JACKET CROWN	Dr.Aditya Acharya	Prosthodontics and Crown & Bridge
26	POST AND CORE	Dr.swapnil S	Prosthodontics and Crown & Bridge
26	TEMPORARY RESTORATIONS	Dr.Mallikarjun HD	Prosthodontics and Crown & Bridge
26	GINGIVAL RETRACTION	Dr.Raghunath Patil	Prosthodontics and Crown & Bridge
26	WORKING CASTS & DIES	Dr.Anandkumar G Patil	Prosthodontics and Crown & Bridge
26	PONTICS	Dr.Ramesh Nayakar	Prosthodontics and Crown & Bridge
27	RECENT ADVANCES IN FPD	Dr.Mahantesh B	Prosthodontics and Crown & Bridge
27	IMPRESSION PROCEDURES IN FPD	Dr.Santosh	Prosthodontics and

**ATTESTED**  
  
**Dr. V.A. Kothiwale**  
 Registrar  
 KLE Academy of Higher Education and Research, 103  
 (Deemed-to-be-University u/s 3 of the UGC Act, 1956)  
 Belagavi-590 010, Karnataka

		Nelogi	Crown & Bridge
27	FPD - COMPLETE VENEER CROWN	Dr.Sounyla	Prosthodontics and Crown & Bridge
27	FPD - DIAGNOSIS & TT PLANNING	Dr.Vinutha H	Prosthodontics and Crown & Bridge
27	FPD - PONTIC	Dr.Hema K	Prosthodontics and Crown & Bridge
27	FPD - PONTIC	Dr.Prashant Karni	Prosthodontics and Crown & Bridge
27	FPD - POST AND CORE CROWN	Dr.Abhijit Patil	Prosthodontics and Crown & Bridge
27	FPD - TOOTH PREPERATION	Dr.Sayed M Killedar	Prosthodontics and Crown & Bridge
27	FPD - WORKING CASTS AND DIES	Dr.Aditya Acharya	Prosthodontics and Crown & Bridge
27	LUTING AGENTS	Dr.swapnil S	Prosthodontics and Crown & Bridge
28	SOLDERING	Dr.Mallikarjun HD	Prosthodontics and Crown & Bridge
28	TISSUE MANAGEMENT IN FPD	Dr.Raghunath Patil	Prosthodontics and Crown & Bridge
28	IMPLANTS - ABUTMENT SELECTION	Dr.Ramesh Nayakar	Prosthodontics and Crown & Bridge
28	IMPLANTS - DENTAL IMPLANTS	Dr.Mahantesh B	Prosthodontics and Crown & Bridge
28	IMPLANTS - DIAGNOSIS & TT PLANNING	Dr.Santosh Nelogi	Prosthodontics and Crown & Bridge
28	PROSTHO - OBTURATOR - FOR MAXILLARY DEFECTS	Dr.Sounyla	Prosthodontics and Crown & Bridge
28	PROSTHO - OBTURATOR FOR CLEFT PALATE	Dr.Vinutha H	Prosthodontics and Crown & Bridge
28	CLASS DIRECT RETAINERS	Dr.Hema K	Prosthodontics and Crown & Bridge
28	CLASSIFICATION OF PARTIALLY EDENTULOUS ARCHES	Dr.Prashant Karni	Prosthodontics and Crown & Bridge
28	EXTRACORONAL	Dr.Abhijit Patil	Prosthodontics and Crown & Bridge
29	INDIRECT RETAINERS	Dr.Sayed M Killedar	Prosthodontics and Crown & Bridge
29	MANDIBULAR MAJOR CONNECTORS	Dr.Aditya Acharya	Prosthodontics and Crown & Bridge
29	MAXILLARY MAJOR CONNECTOR FINAL	Dr.swapnil S	Prosthodontics and Crown & Bridge
29	MINOR CONNECTORS	Dr.Mallikarjun HD	Prosthodontics and Crown & Bridge
29	MOUTH PREPARATION FOR RPD	Dr.Raghunath Patil	Prosthodontics and Crown & Bridge

**ATTESTED**

**Dr. V.A. Kothiwale**  
Registrar

KLE Academy of Higher Education and Research,  
(Deemed-to-be-University u/s 3 of the UGC Act. 1956)  
Belagavi-590 010, Karnataka

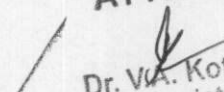


29	REST AND REST SEATS	Dr.Anandkumar G Patil	Prosthodontics and Crown & Bridge
29	RPD - ATAACHMENTS	Dr.Ramesh Nayakar	Prosthodontics and Crown & Bridge
29	RPD - CLASSIFICATION	Dr.Mahantesh B	Prosthodontics and Crown & Bridge
29	RPD - COMPONENTS	Dr.Santosh Nelogi	Prosthodontics and Crown & Bridge
29	RPD – INTRODUCTION	Dr.Sounyla	Prosthodontics and Crown & Bridge
30	RPD - MAJOR CONNECTOR - MAXILLARY	Dr.Vinutha H	Prosthodontics and Crown & Bridge

**DEPARTMENT OF ORTHODONTICS**

SL No	E – content(PPT's)/ Video lectures/ Demonstrations/Impartus/Blended learning	Name of the staff	Name of the department
<b>PPT's</b>			
1	1.COMPUTERS IN ORTHODONTICS	Dr. Tejashri Pradhan	<b>Department of Orthodontics</b>
2	2. PREVENTIVE AND INTERCEPTIVE ORTHODONTICS		
3	3. MODEL ANALYSIS AND STUDY MODELS		
4	PREVENTIVE AND INTERCEPTIVE ORTHODONTICS	Dr. Shenavi Keluskar K.M.	
5	2.SOLDERING AND WELDING		
6	3. ORTHOGNATHIC SURGERY (INTERGRATED CLASS WITH ORAL SURGERY)		
7	4. ORTHODONTIC FORCES AND BIOMECHANICS		
8	5. TISSUE RESPONSE TO ORTHODONTIC TOOTH MOVEMENT		
9	6. SURGICAL ORTHODONTICS		
10	7. TREATMENT FOR CLEFT LIP AND PALATE		
11	1.INTRODUCTON TO ORTHODONTICS WITH HISTORY	Dr. Roopa S Jatti	
12	2.POSTNATAL GROWTH OF MAXILLA AND MANDIBLE		
13	3.INTRODUCTION , LANDMARKS AND PLANES IN CEPHALOMETRICS		
14	4. DOWN'S AND TWEED'S ANALYSIS		
15	1.DEVELOPMENT OF DENTITION	Dr. Rohan S Hattarki	
16	2. DIAGNOSIS : ORTHODONTIC HISTORY, EXAMINATION, AND OTHER INVESTIGATIONS		
17	3. TREATMENT OF ANTERIOR OPEN BITE, DEEP BITE AND MIDLINE		

**ATTESTED**

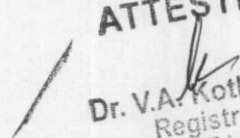
  
**Dr. V.A. Kothiwale**  
 Registrar  
 KLE Academy of Higher Education and Research,  
 (Deemed-to-be-University u/s 3 of the UGC Act. 1956,  
 Belagavi-590 010, Karnataka

105

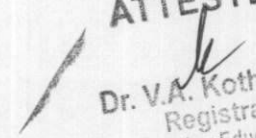
	DIASTEMA		Department of Orthodontics
18	4. RETENTION AND RELAPSE		
19	1. REMOVABLE ORTHODONTIC APPLIANCES AND HABIT BREAKING APPLIANCES	Dr. Anand B	
20	2. MYOFUNCTIONAL APPLIANCE: MODE OF ACTION AND CLASSIFICATION- ACTIVATOR AND BIONATOR		
21	3. TREATMENT PLANNING IN ORTHODONTICS&MANGEMENT OF CLASS I MALOCCLUSIONS		
22	1.MALOCCLUSION AND CLASSIFICATION	Dr. Amit	
23	2. HABITS		
24	3. ADULT ORTHODONTICS		
		Dr Trupti	
25	1.MALOCCLUSION AND CLASSIFICATION		
26	2. HABITS		
27	3. ADULT ORTHODONTICS		
28	1.ETIOLOGY OF MALOCCLUSION: LOCAL AND GENERAL FACTORS	Dr Devyani Desai	
39	2. GROWTH AND DEVELOPMENT - BASIC		
30	3. METHODS OF SPACE GAINING, EXPANSION AND EXTRACTION		
31	1.NORMAL OCCLUSION	Dr Adithi Rao	
32	2. ANCHORAGE AND CLASSIFICATION		
33	VALUE ADDED COURSE PPT	DR K M KELUSKAR	

### CONSERVATIVE DENTISTRY AND ENDODONTICS

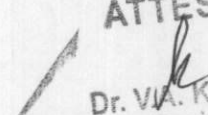
SL No	E – content(PPT's)/ Video lectures/ Demonstrations/Impartus/Blended learning	Name of the staff	Name of the department
217.	Fundamentals of cavity preparation	Dr Sneha	Conservative dentistry and endodontics
218.	Caries – Classification Caries – Definition, Etiology Caries – Theories Diagnosis Caries – Treatment Caries – Prevention	Dr Suresh	Conservative dentistry and endodontics
219.	Hand cutting Instruments	Dr Preeti	Conservative dentistry and endodontics

**ATTESTED**  
  
**Dr. V.A. Kothiwale**  
 Registrar  
 KLE Academy of Higher Education and Research,  
 (Deemed-to-be-University u/s 3 of the UGC Act. 1956)  
 Belagavi-590 010, Karnataka

	Classifications, Nomenclature, Hand cutting instrument - Design, Formula, Care, Grasp, Rest		
220.	Rotary cutting instruments-Burs, Diamond points, Rotary cutting instruments Design and Use	Dr Mateen	Conservative dentistry and endodontics
221.	Isolation – Classification , Different aids used Isolation – classification , rubber dam kit	Dr Sunita	Conservative dentistry and endodontics
222.	Matrices and Retainers	Dr shavina	Conservative dentistry and endodontics
223.	Wedges and Separators	Dr suresh	Conservative dentistry and endodontics
224.	Pulp Protection	Dr Anand	Conservative dentistry and endodontics
225.	Inlay – Definitions , Inlay , onlay advantages disadvantages	Dr Mateen	Conservative dentistry and endodontics
226.	Inlay Principles of cavity preparation, wax pattern fabrication	Dr Sneha	Conservative dentistry and endodontics
227.	Anterior aesthetic restorative materials- Composites, , Compomers, Ceramics Anterior aesthetic restorative materials- GIC Anterior aesthetic restorative materials- Compomers , ceramics	Dr Aniket	Conservative dentistry and endodontics
228.	Management of Deep Carious Lesions- Indirect pulp capping, Management of Deep Carious Lesions- Direct pulp capping, Pulpotomy	Dr Sonal	Conservative dentistry and endodontics
229.	Introduction to Endodontics-Access cavity preparation and brief introduction of root canal instruments & materials	Dr Neha	Conservative dentistry and endodontics

**ATTESTED**  
  
**Dr. V.A. Kothiwale**  
 Registrar  
 KLE Academy of Higher Education and Research,  
 (Deemed-to-be-University u/s 3 of the UGC Act, 1956)  
 Belagavi-590 010, Karnataka

230.	Overview of Dental Material	Dr shavina	Conservative dentistry and endodontics
231.	Silicate and copper Cement	Dr shavina	Conservative dentistry and endodontics
232.	Zinc Phosphate + Zinc Silico Phosphate Cement	Dr Preeti	Conservative dentistry and endodontics
233.	Zinc Poly carboxylate Cement	Dr Anand	Conservative dentistry and endodontics
234.	Zinc Oxide Eugenol	Dr Sunita	Conservative dentistry and endodontics
235.	Zinc Oxide Eugenol Modifications	Dr sneha	Conservative dentistry and endodontics
236.	Glass Ionomer Cement ( Sandwich Technique )	Dr Shavina	Conservative dentistry and endodontics
237.	Resin Cement + Principles of cementations	Dr Aniket	Conservative dentistry and endodontics
238.	Liner and Bases , Varnish and Calcium hydroxide	Dr Mateen	Conservative dentistry and endodontics
239.	Guttapercha	Dr Anand	Conservative dentistry and endodontics
240.	Amalgam	Dr Sonal	Conservative dentistry and endodontics
241.	Amalgam Propertis	Dr Mateen	Conservative dentistry and endodontics
242.	Mercury Management	Dr Preeti	Conservative dentistry and endodontics
243.	Composite ( wasting diseases, pit and fissure, core buildup , veneering , orthodontics appliances)	Dt Avinash	Conservative dentistry and endodontics
244.	Indirect Composites	Dr Sunita	Conservative dentistry and endodontics
245.	Bonding Systems	Dr Neha	Conservative dentistry and endodontics
246.	Direct Filling Gold	Dr Suresh	Conservative dentistry and endodontics
247.	Examination –Diagnosis and treatment planning	Dr suresh	Conservative dentistry and endodontics
248.	Infection control in Conservative	Dr Mateen	Conservative dentistry and endodontics

**ATTESTED**  
  
**Dr. V.A. Kothiwale**  
 Registrar  
 KLE Academy of Higher Education - 1 Research,  
 (Deemed-to-be-University) Uls 3 of the UGC Act, 1956)  
 Belagavi-590 010, Karnataka

	Dentistry and Endodontics		
249.	Recent advances of isolation	Dr Sneha	Conservative dentistry and endodontics
250.	Control of pain during operative procedures	Dr mateen	Conservative dentistry and endodontics
251.	Management of Gingival tissue during operative & procedures & Impression procedure	Dr Anand	Conservative dentistry and endodontics
252.	Contacts & contours	Dr Aniket	Conservative dentistry and endodontics
253.	Amalgam restorations- <ul style="list-style-type: none"> <li>• Complex amalgam restoration</li> <li>• Class II modifications</li> <li>• Pin retained amalgam</li> <li>• Bonded amalgam</li> </ul>	Dr shavina Dr Avinash Dr Shavina Dr Shavina	Conservative dentistry and endodontics
254.	Wasting diseases & its management	Dr mateen	Conservative dentistry and endodontics
255.	Definition –Aim and scope of Endodontics[ Short essay / Short answer ]	Dr Neha	Conservative dentistry and endodontics
256.	Diseases of the pulp and its management	Dr Neha	Conservative dentistry and endodontics
257.	Diseases of the periradicular tissue and management	Dr Mateen	Conservative dentistry and endodontics
258.	Rationale of Endodontic treatment	Dr Anand	Conservative dentistry and endodontics
259.	Endodontic diagnosis	Dr Sonal	Conservative dentistry and endodontics
260.	Recent advances in endodontic diagnosis	Dr shavina	Conservative dentistry and endodontics
261.	Case selection in Endodontics	Dr Sneha	Conservative dentistry and endodontics
262.	Endodontic hand Instruments sterilization /	Dr Sunita	Conservative dentistry and endodontics
263.	Direct filling Gold <ul style="list-style-type: none"> <li>• Indication ,contraindications</li> <li>• Various cavity designs and preparation of cavities ,types of</li> </ul>	Dr Preeti	Conservative dentistry and endodontics

**ATTESTED**


Dr. V.A. Kothiwale  
Registrar

KLE Academy of Higher Education and Research,  
(Deemed-to-be-University w/s 3 of the UGC Act, 1956)  
Belagavi-590 010, Karnataka

109

	<p>Cohesive Gold</p> <ul style="list-style-type: none"> <li>• Principles of manipulation</li> <li>• Compaction techniques, finishing and polishing.</li> </ul>		
264.	<p>a) Fundamental concepts of enamel and dentin adhesion</p> <ul style="list-style-type: none"> <li>• Basic concepts of adhesion</li> <li>• Enamel adhesion</li> <li>• Dentin adhesion</li> <li>• Development of dentin bonding systems</li> <li>• Current concept of bonding systems with clinical relevance</li> </ul> <p>b) Introduction to composite restorations</p> <ul style="list-style-type: none"> <li>• Types of composites</li> <li>• Important properties</li> <li>• Polymerization of composite</li> <li>• Indications</li> <li>• Contraindications</li> <li>• Advantages</li> <li>• Disadvantages</li> <li>• Material aspects</li> </ul> <p>c) Direct Composite restorations</p> <ul style="list-style-type: none"> <li>• Tooth preparation and restorative technique for Class I II III IV V and VI composite restorations</li> <li>• Repair of composite restorations</li> <li>• Common problems: causes and potential solutions</li> </ul> <p>d) Glass ionomer restorations</p> <ul style="list-style-type: none"> <li>• Indications</li> <li>• Contraindications</li> <li>• Advantages</li> <li>• Disadvantages</li> <li>• Tooth preparation and restorative technique</li> </ul> <p>e) Dental Ceramics</p> <p>f) Class I and Class II indirect tooth colored restorations ( Ceramic and Composite)</p> <ul style="list-style-type: none"> <li>• Indications</li> <li>• Contraindications</li> <li>• Advantages</li> </ul>	<p>Dr Avinash</p> <p>Dr Mateen</p> <p>Dr Neha</p> <p>Dr avinash</p> <p>Dr Shavina</p> <p>Dr Aniket</p>	<p>Conservative dentistry and endodontics</p>

**ATTESTED**

  
**Dr. V.A. Kothiwale**  
 Registrar  
 KLE Academy of Higher Education and Research,  
 (Deemed-to-be-University u/s 3 of the UCC Act, 1956)  
 Belagavi-590 010, Karnataka

110

	<ul style="list-style-type: none"> <li>• Disadvantages</li> <li>• Clinical procedures</li> <li>• Common problems and solutions</li> <li>• Repair of tooth coloured inlays and onlays</li> </ul> <p>g) Additional conservative esthetic procedures</p> <p>1) Artistic elements</p> <ul style="list-style-type: none"> <li>• Shape or form</li> <li>• Symmetry and proportionality</li> <li>• Position and alignment</li> <li>• Surface texture</li> <li>• Color</li> <li>• Translucency</li> <li>• Clinical considerations</li> </ul> <p>2) Conservative alterations of tooth contours and contacts</p> <ul style="list-style-type: none"> <li>• Alterations of shape of natural teeth</li> <li>• Alterations of embrasures</li> <li>• Correction of diastemas</li> </ul> <p>3) Conservative treatments for discoloured teeth (Etiology, Microabrasion, Macroabrasion only)</p> <p>4) Acid etched resin bonded splints</p> <ul style="list-style-type: none"> <li>• Periodontally involved tooth</li> <li>• Stabilization of teeth after orthodontic treatment</li> </ul> <p>5) Conservative bridges</p> <ul style="list-style-type: none"> <li>• Natural tooth pontic</li> <li>• Denture tooth pontic</li> <li>• Porcelain fused to metal pontic or all metal pontic with metal retainers</li> <li>• All porcelain pontic</li> </ul>	Dr Shavina	
		Dr Sneha	
265.	Treatment of discolored teeth( Bleaching only)	Dr Mateen	Conservative dentistry and endodontics
266.	Endodontics –Periodontics - interrelation –classification and management.	Dr Suresh	Conservative dentistry and endodontics

**ATTESTED**

111

**Dr. V.A. Kothiwale**  
Registrar

KLE Academy of Higher Education and Research,  
(Deemed-to-be-University u/s 3 of the UGC Act. 1956)  
Belagavi-590 010, Karnataka

267.	<p>Surgical Endodontics</p> <ul style="list-style-type: none"> <li>• Case selection – indications /contraindications</li> <li>• Incision and drainage Trepination</li> <li>• Various flap designs for periradicular surgery</li> <li>• Root end surgeries –Apicoectomy /curettage.</li> <li>• Retrograde fillings – root resection and hemisection</li> <li>• Bicuspidation (short essay /short answer)</li> <li>• Reimplantation , Intentional</li> <li>• Reimplantation . Transplantation <ul style="list-style-type: none"> <li>○ Endodontics Endosseous Implants</li> <li>○ Miscellaneous of Endodontics</li> <li>○ Use of Microscopes in Endodontics</li> </ul> </li> </ul>	Dr Aniket	Conservative dentistry and endodontics
268.	Root resorption – classification ,etiology & management ( in brief)	Dr Neha	Conservative dentistry and endodontics
269.	Traumatic teeth - Management only	Dr Sunita	Conservative dentistry and endodontics
270.	Endodontic emergencies and management	Dr Sunita	Conservative dentistry and endodontics
271.	Single visit Endodontics	Dr Preeti	Conservative dentistry and endodontics
272.	Laser	Dr shavina	Conservative dentistry and endodontics
273.	Air abrasion	Dr Sonal	Conservative dentistry and endodontics
274.	Veneers	Dr Sonal	Conservative dentistry and endodontics
275.	Gingival retraction methods	Dr Anand	Conservative dentistry and endodontics
276.	Anatomy of the pulp space (Internal anatomy of pulp chamber) Access opening and principles	Dr.Sonal	Conservative dentistry and endodontics
277.	Determination of working length / methods	Dr.Sneha	Conservative dentistry and endodontics
278.	Rotary Instruments for cleaning and shaping	Dr.Anand	Conservative dentistry and endodontics

**ATTESTED**


  
**Dr. V.A. Kothiwale**  
 Registrar  
 KLE Academy of Higher Education and Research,  
 (Deemed-to-be-University u/s 3 of the UGC Act. 1956)  
 Belagavi-590 010, Karnataka

112

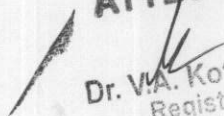


279.	Preparation of root canal - Cleaning & Shaping	Dr.Preeti	Conservative dentistry and endodontics
280.	Disinfection of root canal	Dr.Avinash	Conservative dentistry and endodontics
281.	Intra canal medicaments and Irrigants used in Endodontics	Dr.mateen	Conservative dentistry and endodontics
282.	Temporary filling materials	Dr.shavina	Conservative dentistry and endodontics
283.	Microbiology as related to Endodontics <ul style="list-style-type: none"> <li>• Microbial flora and infected pulp</li> <li>• Various cultures tests - techniques -culture media interpretation</li> <li>• Antibiotic sensitivity</li> </ul>	Dr.Neha	Conservative dentistry and endodontics
284.	Obturing Materials – Classification and Description	Dr.Mateen	Conservative dentistry and endodontics
285.	Root Canal Sealer	Dr.Suresh	Conservative dentistry and endodontics
286.	Various techniques of root canal obturation including recent techniques and Repair	Dr.Avinash	Conservative dentistry and endodontics
287.	Procedural errors	Dr.Shavina	Conservative dentistry and endodontics
288.	Cast Gold restorations <ul style="list-style-type: none"> <li>• Definitions of Inlay and Onlay</li> <li>• Indications and Contraindications</li> <li>• Cavity designs for class II cast Gold inlay restorations, wax patterns</li> <li>• Spruing ,Investing and Casting</li> <li>• Seating ,Adjusting , Polishing of the Casting</li> <li>• Cementation</li> </ul>	Dr.Anand	Conservative dentistry and endodontics


**ATTESTED**

  
**Dr. V.A. Kothiwale**  
 Registrar  
 KLE Academy of Higher Education and Research, 113  
 (Deemed-to-be-University u/s 3 of the UGC Act, 1956)  
 Belagavi-586 010, Karnataka

Sl Number	E-Content (Ppt/Videolecture/Demonstrations/Impartus/Blended Learning)	Name Of Staff	Name Of Department
1.	Lecture Ppt		
	<b>1<sup>st</sup> BDS LECTURE</b>		
	1. Development of tooth	Dr Alka Kale	Oral Pathology
	2. Enamel	Dr Punnya Angadi	Oral Pathology
	3. Dentin	Dr Seema Hallikerimath	Oral Pathology
	4. Pulp	Dr Veena Naik	Oral Pathology
	5. cementum	Dr Pushpak Shah	Oral Pathology
	6. periodontal ligament	Dr Manjula ,M	Oral Pathology
	7. Bone	Dr Shweta Kumbhojkar	Oral Pathology
	8. salivary glands	Dr Chetan Belaldavar	Oral Pathology
	9. Maxillary sinus	Dr Shweta Kumbhojkar	Oral Pathology
	10. Temporomandibular joint	Dr Chetan Belaldavar	Oral Pathology
	<b>2<sup>nd</sup> BDS LECTURE</b>		
	1. Developmental Disturbances Of Oral Cavity	Dr Pushpak Shah	Oral Pathology
	2. Dental Caries	Dr Manjula ,M	Oral Pathology
	3. Pulp And Periapical Tissues	Dr .Deepa Mane	Oral Pathology
	4. Diseases Of Periodontium	Dr Shweta Kumbhojkar	Oral Pathology
	5. Oral Infections	Dr Chetan Belaldavar	Oral Pathology
	<b>3<sup>rd</sup> BDS LECTURE</b>		
	1. Epithelial Tumors	Dr Veena Naik	Oral Pathology
	2. Premalignant Lesion And Conditions	Dr Veena Naik	Oral Pathology
	3. Connective Tissue Tumors	Dr Pushpak Shah	Oral Pathology
	4. Odontogenic Cysts	Dr Punnya Angadi	Oral Pathology
	5. Odontogenic Tumors	Dr .Deepa Mane	Oral Pathology

**ATTESTED**  
  
**Dr. V.A. Kothiwale**  
 Registrar  
 KLE Academy of Higher Education and Research  
 KLE Deemed-to-be-University Uls 2  
 Belagavi-590 010, K.


	6. Salivary Gland Tumors	Dr Pushpak Shah	Oral Pathology
2.	<b>Ppt of ITL</b>	All staff	Oral pathology
3.	Ppt of case scenarios of cysts and tumors	Dr Manjula .M	Oral pathology
4	PPT of value added course	All staff	Oral pathology

**ATTESTED**  
  
**Dr. V.A. Kothiwale**  
 Registrar  
 KLF Academy of Higher Education and Research  
 Deemed-to-be-University, 2013 of the UGC Act  
 Belagavi-590 015, Karnataka

**LIST OF E CONTENT DELIVERED 2019**

Department of Oral Medicine and radiology

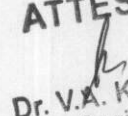
S.L. No.	TOPIC	STAFF	Department
1.	Diseases of pulp and periapex	Dr. Shivayogi S	Department of Oral medicine and radiology
2.	Scope of Oral Medicine & Radiology I	Dr. Vaishali	
3.	Scope of Oral Medicine & Radiology II	Dr. Vaishali	
4.	Cervicofacial lymphadenopathy	Dr. Anjana	
5.	Radiation Physics	Dr. Vaishali	
6.	Radiation Biology	Dr. Namratha	
7.	Health Physics	Dr. Kajal	
8.	Projection Geometry	Dr. Arvind	
9.	Intra oral techniques	Dr. Vasanti	
10.	Processing & faults	Dr. Namratha	
11.	Principles of Radiographic interpretation	Dr. Vasanti Jirge	
12.	Principles of Radiographic interpretation	Dr. Vasanti Jirge	
13.	Image characteristics	Dr. Zameera	
14.	Normal radiographic anatomy	Dr. Daneshwari	
15.	Pigmentation disorders	Dr. Arvind	
16.	Stomatitis	Dr. Vasanti	
17.	Therapeutics in dentistry – Part -I	Dr. Daneshwari	
18.	Tongue Disorders	Dr. Vaishali	
19.	Therapeutics in dentistry – corticosteroids and Immunomodulator – Part -II	Dr. Namratha	
20.	Nutrition & Metabolic Disorders	Dr. Aravind	
21.	Infection & Inflammation of the Jaw	Dr. Shivayogi	
22.	Therapeutics in Dentistry - II	Dr. Namratha P	
23.	Extra oral radiographic techniques	Dr. Daneshwari	
24.	OPG	Dr. Shivayogi	
25.	Tongue disorders	Dr. Arvind	
26.	Endocrine Disease & dental considerations	Dr. Daneshwari	
27.	HIV	Dr. Kajal	
28.	Diseases of maxillary sinus	Dr. Zameera	
29.	Metabolic and Nutritional deficiencies	Dr. Arvind	
30.	Diseases of nerves & muscles	Dr. Zameera	
31.	Immunological diseases	Dr. Anjana	
32.	Geriatrics	Dr. Anjana	
33.	Orofacial pain - I	Dr. Kajal	
34.	Orofacial pain - II	Dr. Kajal	

**ATTESTED**  
  
**Dr. V.A. Kothiwale**  
 Registrar  
 KLE Academy of Higher Education and Research,  
 (Deemed-to-be-University u/s 3 of the HEC Act, 1956)  
 Belagavi-590 010, Karnataka


35.	Allergy (Local allergic reactions, anaphylaxis, serum sickness local and systemic allergic manifestations to food drugs and chemicals)	Dr. Zameera	
36.	Lasers in dentistry	Dr. Namratha	
37.	Diseases of bone & Osteodystrophy	Dr. Kajal	
38.	Scope of Oral Medicine & Radiology II	Dr. Vaishali	
39.	Cervicofacial lymphadenopathy	Dr. Anjana	
40.	Image characteristics	Dr. Zameera	
41.	Normal radiographic anatomy	Dr. Daneshwari	
42.	Metabolic and Nutritional deficiencies	Dr. Arvind	
43.	CT, CBCT, MRI-I	Dr. Shivayogi	
44.	CT, CBCT, MRI-II	Dr. Shivayogi	
45.	CBCT	Dr. Shivayogi	
46.	Orofacial pain - I	Dr. Kajal Gokak	
47.	Periapical Radiolucencies & radioopacities	Dr. Zameera	
48.	Evidence based dentistry	Dr. Vasanti	
49.			
50.	<b>Videos developed</b>		
51.	Video on Pulp and Periapical diseases (Blended learning)	Dr. Zameera Naik	
52.	Video on Bitewing and Occlusal Radiographic techniques	Dr. Daneshwari Koshti	
53.	Video on Normal Anatomical Landmarks	Dr. Daneshwari Koshti	
54.	Video on Examination of Swelling	Dr. Zameera Naik	
55.	Video on History of Dental pain	Dr. Zameera Naik	
56.	Video on Sensory Examination of face	Dr. Zameera Naik	
57.	Impartus lecture on Radiation physics	Dr. Vaishali Keluskar	

### PEDIATRIC AND PREVENTIVE DENTISTRY

SL No	E – content (PPT's)/ Video lectures/ Demonstrations/ Impartus/ Blended learning	Name of the staff	Name of the department
1	Introduction to Pedodontics & preventive dentistry. Definition, scope, objectives and importance.	Dr. Shivayogi M. Hugar	Pediatric and preventive dentistry.

**ATTESTED**  
  
**Dr. V.A. Kothiwale**  
 Registrar  
 KLE Academy of Higher Education and Research,  
 (Deemed-to-be-University u/s 3 of the UGC Act. 1956)  
 Belagavi-590 010, Karnataka

2	Case History Recording  Outline of principles of examination, diagnosis & treatment planning.	Dr. Vidyavathi. H. Patil.	Pediatric and preventive dentistry.
3	Setting up of Pedodontics Clinic	Dr. NirajS.Gokhale	Pediatric and preventive dentistry.
4	Dental radiology related to Pedodontics.	Dr. Vidyavathi H. Patil	Pediatric and preventive dentistry.
5	Dental anatomy and histology.  Eruption and shedding of teeth - theories  Teething disorders and their management  Natal & neonatal teeth.	Dr. Vidyavathi. H. Patil	Pediatric and preventive dentistry.
6	Preventive dentistry.  Definition.  Principles & scope.  Types of prevention.  Different preventive measures used in Pediatric Dentistry including pit and fissure sealants and caries vaccine.  Concepts Of MID	Dr. Niraj.S. Gokhale	Pediatric and preventive dentistry.
7	Gingival and periodontal diseases in children  -Normal gingiva and periodontium in children.  -Definition, etiology and pathogenesis.	Dr. Chandrashekhar M. Badakar	Pediatric and preventive dentistry.

**ATTESTED**  
  
 Dr. V.A. Kothiwale  
 Registrar  
 KLE Academy of Higher Education and Research,  
 (to-be-University u/s 3 of the UGC Act. 1956)  
 Belagavi-590 010, Karnataka

	Prevention and management of Gingival and Periodontal diseases.		
8	<p>Oral surgical procedures in children.</p> <p>Indications and contraindications of extractions of primary and permanent teeth in children.</p> <p>Knowledge of local and general anesthesia.</p> <p>Minor surgical procedures in children. Age Changes of Mandibular foramen.</p>	Dr. Chaitanya R.Uppin	Pediatric and preventive dentistry.
9	<p>Dental caries including early childhood caries</p> <p>Rampant caries, early childhood caries and extensive caries: in brief</p> <p>Definition, etiology, clinical features, complications and management in detail</p> <p>Role of diet and nutrition in dental caries.</p> <p>Dietary modification and diet counseling.</p> <p>Caries, activity tests, caries prediction, caries susceptibility and their clinical application.</p>	Dr. Shivayogi M. Hugar	Pediatric and preventive dentistry.
10	<p>Development of occlusion from birth through adolescence.</p> <p>Importance of first permanent molar</p>	Dr. Vidyavathi. H Patil	Pediatric and preventive dentistry.
11	<p>Child Psychology</p> <p>-Definition</p> <p>-Theories of child psychology</p>	Dr. Niraj Gokhale	Pediatric and preventive dentistry.


**ATTESTED**

Dr. V.A. Kothiwale  
Registrar

KLF Academy of Higher Education and Research,  
Gube-University uls 3 of the UGC Act. 1956)  
Belagavi-590 010, Karnataka


	<p>-Psychological development of children with age.</p> <p>-Principles of psychological growth and development while managing child patient.</p> <p>-Dental fear and its management.</p> <p>Factors affecting child's fear to dental management.</p>		
12	<p>Child behavior management</p> <p>-Definitions.</p> <p>-Types of behavior encountered in dental clinic.</p> <p>- Non-pharmacological and pharmacological methods of behavior management..</p>	Dr. Chaitanya R Uppin	Pediatric and preventive dentistry.
13	<p>- Infant Oral Health Care</p> <p>- Dental Home</p> <p>- Lasers</p>	Dr. Chandrashekar. M .Badakar	Pediatric and preventive dentistry.
14	Special health care needs	Dr. Vidyavathi.HPatil	Pediatric and preventive dentistry.
15	Crowns in Pediatric Dentistry	Dr.Chandrashekar. MBadakar	Pediatric and preventive dentistry.
16	<p>Pediatric Endodontics</p> <p>-Principles and diagnosis.</p> <p>-Classification of pulpal pathology in primary, young permanent and permanent teeth.</p> <p>-Management of pulpally involved primary, young permanent and permanent teeth.</p> <ul style="list-style-type: none"> <li>• Pulp capping-direct pulp capping</li> <li>• Pulpotomy</li> <li>• Pulpectomy</li> <li>• Apexogenesis</li> <li>• Apexification</li> </ul> <p>-Obturation Techniques and material used for</p>	Dr. Chaitanya R Uppin	Pediatric and preventive dentistry.

**ATTESTED**

  
Dr. V.A. Kothiwale  
Registrar  
KLF Academy of Higher Education and Research,  
Belagavi-590 016, Karnataka  
120



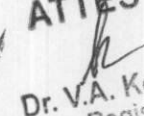
	primary, young permanent and permanent teeth in children.		
17	Traumatic Injuries In Children : - Classification & importance. - Sequelae & reaction of teeth to trauma. Management of traumatized teeth.	Dr. Shivayogi.MHugar /	Pediatric and preventive dentistry.
18	Oral habits in children Definition, etiology, classification, behavioral and clinical features, management of children with Thumb sucking, tongue thrusting, mouth breathing, lip biting, nail biting, self-injurious habits	Dr. NirajGokhale	Pediatric and preventive dentistry.
19	Fluorides -Historical background. -Systemic and topical fluorides. -Mechanism of action -Toxicity and management -Defluoridation techniques	Dr. NirajGokhale	Pediatric and preventive dentistry.
20	Preventive and interceptive orthodontics in children -Definition -Problems encountered during primary and mixed dentition phases & their management. -Space management -serial extraction	Dr. Chandrashekhar. M. Badakar	Pediatric and preventive dentistry.
21	Child Abuse And neglect	Dr. Chaitanya R Uppin	Pediatric and preventive dentistry.
22	Dental Emergencies in children	Dr. Chaitanya R Uppin	Pediatric and preventive dentistry.

**ATTESTED**  
  
**Dr. V.A. Kothiwale**  
 Registrar  
 KLE Acad- of Higher Education and Research,  
 (Deema University u/s 3 of the UGC Act 1956)  
 Javi-590 010, Karnataka

23	Pulpectomy (blended learning)	Dr. Chaitanya. Uppin.	Pediatric and preventive dentistry.
----	----------------------------------	-----------------------------	---

### PERIODONTICS

Sl. No.	E-Content (PPT's) Demonstration / imparts/ Blended learning	Name of the staff	Name of the Department
225.	Gingiva	Dr. Anita Raikar	Periodontics
226.	Periodontal ligament	Dr. Shruti Karvekar	Periodontics
227.	Cementum	Dr. Shweta H.	Periodontics
228.	Alveolar bone	Dr. Vilas Pattar	Periodontics
229.	Aging and periodontium	Dr. Neelamma S	Periodontics
230.	Plaque microbiology	Dr. Menaka K B	Periodontics
231.	Calculus & role of other predisposing factors	Dr. Abhishek Z	Periodontics
232.	Influence of systemic disorders and stress on the periodontium	Dr. Renuka M	Periodontics
233.	Basic Concepts of Immunity & Inflammation	Dr. Vinayak K	Periodontics
234.	Smoking & Periodontal diseases	Dr. Shaila K	Periodontics
235.	Periodontal medicine	Dr. Shruti Karvekar	Periodontics
236.	Oral Malodor	Dr. Vilas Pattar	Periodontics
237.	Dental Hypersensitivity	Dr. Neelamma S	Periodontics
238.	Acute Gingival Infections	Dr. Menaka K B	Periodontics
239.	Gingival Diseases in Childhood	Dr. Abhishek Z	Periodontics
240.	Defense mechanism of gingiva	Dr. Renuka M	Periodontics
241.	Gingival Inflammation	Dr. Shaila K	Periodontics
242.	Clinical features of gingivitis	Dr. Anita Raikar	Periodontics
243.	Gingival Enlargement	Dr. Shruti Karvekar	Periodontics
244.	Periodontal microbiology	Dr. Shweta H.	Periodontics
245.	Dental calculus	Dr. Menaka K B	Periodontics
246.	Classification of periodontal disease	Dr. Renuka M	Periodontics
247.	Evidence based decision making	Dr. Anita Raikar	Periodontics
248.	Epidemiology of gingival & periodontal disease	Dr. Renuka	Periodontics
249.	Desquamative gingivitis and Necrotizing ulcerative periodontitis,	Dr. Vilas Pattar	Periodontics
250.	Refractory periodontitis	Dr. Vilas Pattar	Periodontics
251.	The periodontal pocket	Dr. Shweta	Periodontics
252.	Bone loss and patterns of bone destruction	Dr. Shruti	Periodontics

**ATTESTED**  
  
 Dr. V.A. Kothiwale  
 Registrar  
 KLF Academy of Higher Education and Research,  
 Je-University uls (at the UGC Act. 1956)  
 Belagavi-590 010, Karnataka

253.	Chronic periodontitis	Dr. Vinayak	Periodontics
254.	Periodontitis as a manifestation of systemic diseases	Dr. Abhishek	Periodontics
255.	Aggressive periodontitis	Dr. Menaka	Periodontics
256.	AIDS and the periodontium	Dr. Neelamma	Periodontics
257.	Clinical diagnosis	Dr. Vilas Pattar	Periodontics
258.	Radiographic AIDS in the diagnosis of PDL disease	Dr. Shweta	Periodontics
259.	Advanced diagnostic techniques	Dr. Shruti	Periodontics
260.	Risk assessment	Dr. Shaila	Periodontics
261.	Levels of clinical significance	Dr. Renuka	Periodontics
262.	Determination of prognosis	Dr. Vinayak	Periodontics
263.	Rationale for periodontal treatment	Dr. Abhishek	Periodontics
264.	Treatment plan	Dr. Abhishek	Periodontics
265.	Periodontal therapy in female patient	Dr. Menaka	Periodontics
266.	Periodontal treatment of medically compromised patients	Dr. Neelamma	Periodontics
267.	<b>Non Surgical Therapy</b> - Phase I Periodontal Therapy Plaque control for the Periodontal Patient – scaling & Root Planning	Dr. Shaila K	Periodontics
268.	Chemotherapeutic Agents : Local Delivery of Antibiotics	Dr. Vilas Pattar	Periodontics
269.	Host Modulation Agents	Dr. Neelamma S	Periodontics
270.	Periodontal splints	Dr. Menaka K B	Periodontics
271.	Sonic & Ultrasonic Instrumentation, Supragingival & Subgingival Irrigations	Dr. Abhishek Z	Periodontics
272.	Gingival Surgical Techniques	Dr. Shruti K	Periodontics
273.	Gingival Curettage	Dr. Shruti K	Periodontics
274.	The Periodontal Flap	Dr. Vilas Pattar	Periodontics
275.	Suturing Technique	Dr. Neelamma S	Periodontics
276.	Gingivectomy	Dr. Shruti K	Periodontics
277.	Resective Osseous Surgery	Dr. Menaka K B	Periodontics
278.	Furcation: Involvement & Treatment	Dr. Vinayak K	Periodontics
279.	Periodontal Plastic & Esthetic Surgery	Dr. Renuka M	Periodontics
280.	Supportive Periodontal Treatment	Dr. Neelamma S	Periodontics
281.	Blended Learning classroom	Dr. Renuka	Periodontics
282.	Imparts Lecture on Antimicrobials in periodontal therapy <a href="http://a.impartus.com/ilc#/home">http://a.impartus.com/ilc#/home</a> Login ID: <a href="mailto:shweta.hugar.12@gmail.com">shweta.hugar.12@gmail.com</a> Password: CuCCT5GS	Dr. Shweta H.	Periodontics


**ATTESTED**

Dr. V.A. Kothiwale  
Registrar

KLE Academy of Higher Education and Research,  
to-be-University vide ? of the UGC Act, 1956  
Belagavi-590 010, Karnataka

### ORAL & MAXILLOFACIAL SURGERY

S.No	E-content (PPT's)/Video Lectures / Demonstrations/ Impartus /Blended learning	Name of the staff	Name of the Department
1.	Temporomandibular joint ankylosis & its management	Dr S M Kotrashetti	Oral & Maxillofacial Surgery
2.	Cleft lip & Palate	Dr S M Kotrashetti	Oral & Maxillofacial Surgery
3.	Internal Derangement and Painful TMJ	Dr S M Kotrashetti	Oral & Maxillofacial Surgery
4.	OGS- fast emerging concept	Dr S M Kotrashetti	Oral & Maxillofacial Surgery
5.	Benign odontogenic tumours	DrSidrameshMuttagi	Oral & Maxillofacial Surgery
6.	Management of oral cancer	DrSidrameshMuttagi	Oral & Maxillofacial Surgery
7.	nerve injuries	DrSidrameshMuttagi	Oral & Maxillofacial Surgery
8.	Mandible	DrTejraj Kale	Oral & Maxillofacial Surgery
9.	Hypermobility	DrTejraj Kale	Oral & Maxillofacial Surgery
10.	Medical Emergencies in Oral final	DrTejraj Kale	Oral & Maxillofacial Surgery
11.	primary care of trauma patient	DrTejraj Kale	Oral & Maxillofacial Surgery
12.	TMJ anatomy	DrTejraj Kale	Oral & Maxillofacial Surgery
13.	Impactions	DrAratiNeeli	Oral & Maxillofacial Surgery
14.	CYSTS OF THE JAW1	Dr S D Baliga	Oral & Maxillofacial Surgery
15.	MID FACE FRATURE	Dr S D Baliga	Oral & Maxillofacial Surgery
16.	Space Infection & osteomyelitis	DrVijaylaxmiShettar	Oral & Maxillofacial Surgery

**ATTESTED**  
  
**Dr. V.A. Kothiwale**  
 Registrar  
 of Higher Education and Research,  
 University of the Pacific (UGC Act, 1956)  
 Gavi-500 Bld, Kankarvada

17.	conscious sedation	DrPoorviGhanti	Oral & Maxillofacial Surgery
18.	medical emergencies	DrPoorviGhanti	Oral & Maxillofacial Surgery
19.	Maxillary Sinus	DrAbhishekMotimath	Oral & Maxillofacial Surgery
20.	Implantology	Dr Sanjay Rao	Oral & Maxillofacial Surgery
21.	Pre-prosthetic surgery	Dr Sanjay Rao	Oral & Maxillofacial Surgery

**PUBLIC HEALTH DENTISTRY**

SL No	E – content(PPT's)/ Video lectures/ Demonstrations/Impartus/Blended learning	Name of the staff	Name of the Department
1	Introduction to public health dentistry	Dr. Ankola	Public Health Dentistry
2	Concepts of health and disease	Dr. Sagar	Public Health Dentistry
	Concepts of health and disease	Dr. Sagar	Public Health Dentistry
3	Oral health survey	Dr. Sagar	Public Health Dentistry
4	Environment and health		Public Health Dentistry
	Water	Dr. Pratibha	Public Health Dentistry
	Air	Dr. Mahantesh	Public Health Dentistry
	Hospital waste disposal	Dr. Mahantesh	Public Health Dentistry
5	Health care delivery system	Dr. Mahantesh	Public Health Dentistry
6	General principles of epidemiology	Dr. Roopali	Public Health Dentistry
7	Health education	Dr. Pratibha	Public Health Dentistry
8	School dental health education	Dr. Pratibha	Public Health Dentistry
9	Planning and evaluation	Dr. Sagar	Public Health Dentistry
10	ART	Dr. Ankola	Public Health Dentistry
11	PFS	Dr. Ankola	Public Health Dentistry
12	Epidemiology of dental caries	Dr. Roopali	Public Health Dentistry
	Periodontal disease	Dr. Pratibha	Public Health Dentistry
	Oral cancer	Dr. Sagar	Public Health Dentistry
13	Dental indices Def and IR	Dr. Ankola	Public Health Dentistry
	DMF & DMFS	Dr. Ankola	Public Health Dentistry
	WHO & CPITN	Dr. Ankola	Public Health Dentistry
	OHI & OHIS	Dr. Ankola	Public Health Dentistry
14	Dental auxiliary	Dr. Pratibha	Public Health Dentistry
15	Caries activity test	Dr. Ankola	Public Health Dentistry
16	Caries vaccine	Dr. Ankola	Public Health Dentistry
	National & international agencies	Dr. Ankola	Public Health Dentistry
	DCI	Dr. Ankola	Public Health Dentistry
	IDA	Dr. Ankola	Public Health Dentistry
17	IAPHD	Dr. Ankola	Public Health Dentistry

**ATTESTED**

**Dr. V.A. Kothiwale**  
Registrar

KLF Academy of Higher Education and Research,  
J-to-be-University Dist of the UGC Act. 1956  
Belagavi-590 010, Karnataka

18	Ethics	Dr. Ankola	Public Health Dentistry
19	COPRA	Dr. Ankola	Public Health Dentistry
20	Fluoride	Dr. Roopali	Public Health Dentistry
21	Dental practice management	Dr. Ankola	Public Health Dentistry
22	Dental Payments	Dr. Ankola	Public Health Dentistry
23	Social sciences	Dr. Sagar	Public Health Dentistry
24	Biostatistics	Dr. Sagar	Public Health Dentistry

**ATTESTED**

**Dr. V.A. Kothiwale**  
Registrar

KLE Academy of Higher Education and Research,  
(Deemed-to-be-University u/s 3 of the UGC Act 1956)  
Belagavi-590 010, Karnataka

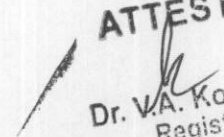
SL No	E – content(PPT's)/ Video lectures/ Demonstrations/Impartus/Blended learning	Name of the staff	Name of the department
30	BALANCED OCCLUSION	Dr.Anandkumar G Patil	Prosthodontics and Crown & Bridge
30	BIOLOGICAL CONSIDERATIONS OF MAXILLARY EDENTULOUS JAW	Dr.Raghunath Patil	Prosthodontics and Crown & Bridge
30	C D - BALANCED OCCLUSION	Dr.Ramesh Nayakar	Prosthodontics and Crown & Bridge
30	C D - BIOLOGICAL CONSIDERATIONS OF MAXILLARY EDENTULOUS JAW	Dr.Mahantesh B	Prosthodontics and Crown & Bridge
30	C D - HINGE AXIS AND FACE BOW	Dr.Santosh Nelogi	Prosthodontics and Crown & Bridge
30	C D - IMPRESSION MAKING	Dr.Sounyla	Prosthodontics and Crown & Bridge
30	C D - JAW RELATION - VERTICAL	Dr.Hema K	Prosthodontics and Crown & Bridge
30	C.D - BALANCED OCCLUSION	Dr.Prashant Karni	Prosthodontics and Crown & Bridge
30	FACE BOW	Dr.Abhijit Patil	Prosthodontics and Crown & Bridge
31	GERIATRICS	Dr.Sayed M Killedar	Prosthodontics and Crown & Bridge
31	HORIZONTAL JAW RELATION	Dr.swapnil S	Prosthodontics and Crown & Bridge
31	PROSTHO - ARTICULATORS	Dr.Mallikarjun HD	Prosthodontics and Crown & Bridge
31	PROSTHO - OCCLUSION	Dr.Veena Benakatti	Prosthodontics and Crown & Bridge
31	PROSTHO - SUPPORT,STABILITY & RETENTION	Dr.Suvidha Patil	Prosthodontics and Crown & Bridge
31	VERTICAL JAW RELATION	Dr.Anandkumar G Patil	Prosthodontics and Crown & Bridge
31	CHEMISTRY OF SYNTHETIC RESINS	Dr.Raghunath Patil	Prosthodontics and Crown & Bridge
31	D.M - BIOCOMPATABILITY	Dr.Ramesh Nayakar	Prosthodontics and Crown & Bridge
31	D.M - DENTALCASTING ALLOYS	Dr.Mahantesh B	Prosthodontics and Crown & Bridge
31	D.M - DIE MATERIALS	Dr.Santosh Nelogi	Prosthodontics and Crown & Bridge
32	D.M - ELASTOMERIC IMPRESSION MATERIALS	Dr.Sounyla	Prosthodontics and Crown & Bridge
32	D.M - GYPSUM PRODUCTS	Dr.Hema K	Prosthodontics and Crown & Bridge
32	D.M - HYDROCOLLOIDS	Dr.Prashant Karni	Prosthodontics and Crown & Bridge

**ATTESTED**

Dr. V.A. Kothiwale  
Registrar


KLE Academy of Higher Education and Research,  
(Deemed-to-be-University u/s 3 of the UGC Act. 1956)  
Belagavi-590 010, Karnataka

32	D.M - LUTING AGENTS	Dr.Abhijit Patil	Prosthodontics and Crown & Bridge
32	D.M - PERFORMANCE STANDARDS FOR DENTAL MATERIALS	Dr.Sayed M Killedar	Prosthodontics and Crown & Bridge
32	D.M - RESIN	Dr.swapnil S	Prosthodontics and Crown & Bridge
32	D.M - SOLDERING	Dr.Mallikarjun HD	Prosthodontics and Crown & Bridge
32	DIE MATERIALS SOWMYA	Dr.Veena Benakatti	Prosthodontics and Crown & Bridge
32	HYDROCOLLIDS	Dr.Suvidha Patil	Prosthodontics and Crown & Bridge
32	MECHANICAL PROPERTIES OF DENTAL MATERIALS	Dr.Anandkumar G Patil	Prosthodontics and Crown & Bridge
33	NONAQUEOUS ELASTOMERIC IMPRESSION MATERIALS	Dr.Raghunath Patil	Prosthodontics and Crown & Bridge
33	PERFORMANCE STANDARDS FOR DENTAL MATERIALS	Dr.Ramesh Nayakar	Prosthodontics and Crown & Bridge
33	PHYSICAL PROPERTIES OF DENTAL MATERIALS	Dr.Mahantesh B	Prosthodontics and Crown & Bridge
33	RESIN	Dr.Santosh Nelogi	Prosthodontics and Crown & Bridge
33	FUNDAMENTALS OF OCCLUSION	Dr.Sounyla	Prosthodontics and Crown & Bridge
33	PRINCIPLES OF TOOTH PREPARATION	Dr.Hema K	Prosthodontics and Crown & Bridge
33	ANTERIOR TWO THIRD CROWN	Dr.Prashant Karni	Prosthodontics and Crown & Bridge
33	FOUR FIFTH CROWN	Dr.Abhijit Patil	Prosthodontics and Crown & Bridge
33	COMPLETE VENEER CROWN	Dr.Sayed M Killedar	Prosthodontics and Crown & Bridge
33	PORCELAIN JACKET CROWN	Dr.swapnil S	Prosthodontics and Crown & Bridge
34	POST AND CORE	Dr.Mallikarjun HD	Prosthodontics and Crown & Bridge
34	TEMPORARY RESTORATIONS	Dr.Veena Benakatti	Prosthodontics and Crown & Bridge
34	GINGIVAL RETRACTION	Dr.Suvidha Patil	Prosthodontics and Crown & Bridge
34	WORKING CASTS & DIES	Dr.Anandkumar G Patil	Prosthodontics and Crown & Bridge
34	PONTICS	Dr.Raghunath Patil	Prosthodontics and Crown & Bridge
34	RECENT ADVANCES IN FPD	Dr.Ramesh Nayakar	Prosthodontics and Crown & Bridge
34	IMPRESSION PROCEDURES IN FPD	Dr.Mahantesh B	Prosthodontics and

**ATTESTED**  
  
**Dr. V.A. Kothiwale**  
 Registrar  
 KLE Academy of Higher Education and Research,  
 (Deemed-to-be-University u/s 3 of the HEC Act. 1956)  
 Belagavi-590 010, Karnataka



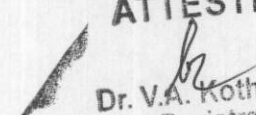
			Crown & Bridge
34	FPD - COMPLETE VENEER CROWN	Dr.Santosh Nelogi	Prosthodontics and Crown & Bridge
34	FPD - DIAGNOSIS & TT PLANNING	Dr.Sounyla	Prosthodontics and Crown & Bridge
34	FPD - PONTIC	Dr.Hema K	Prosthodontics and Crown & Bridge
35	FPD - PONTIC	Dr.Prashant Karni	Prosthodontics and Crown & Bridge
35	FPD - POST AND CORE CROWN	Dr.Abhijit Patil	Prosthodontics and Crown & Bridge
35	FPD - TOOTH PREPERATION	Dr.Sayed M Killedar	Prosthodontics and Crown & Bridge
35	FPD - WORKING CASTS AND DIES	Dr.swapnil S	Prosthodontics and Crown & Bridge
35	LUTING AGENTS	Dr.Mallikarjun HD	Prosthodontics and Crown & Bridge
35	SOLDERING	Dr.Veena Benakatti	Prosthodontics and Crown & Bridge
35	TISSUE MANAGEMENT IN FPD	Dr.Suvidha Patil	Prosthodontics and Crown & Bridge
35	IMPLANTS - ABUTMENT SELECTION	Dr.Anandkumar G Patil	Prosthodontics and Crown & Bridge
35	IMPLANTS - DENTAL IMPLANTS	Dr.Raghunath Patil	Prosthodontics and Crown & Bridge
35	IMPLANTS - DIAGNOSIS & TT PLANNING	Dr.Ramesh Nayakar	Prosthodontics and Crown & Bridge
36	PROSTHO - OBTURATOR - FOR MAXILLARY DEFECTS	Dr.Mahantesh B	Prosthodontics and Crown & Bridge
36	PROSTHO - OBTURATOR FOR CLEFT PALATE	Dr.Santosh Nelogi	Prosthodontics and Crown & Bridge
36	CLASS DIRECT RETAINERS	Dr.Sounyla	Prosthodontics and Crown & Bridge
36	CLASSIFICATION OF PARTIALLY EDENTULOUS ARCHES	Dr.Hema K	Prosthodontics and Crown & Bridge
36	EXTRACORONAL	Dr.Prashant Karni	Prosthodontics and Crown & Bridge
36	INDIRECT RETAINERS	Dr.Abhijit Patil	Prosthodontics and Crown & Bridge
36	MANDIBULAR MAJOR CONNECTORS	Dr.Sayed M Killedar	Prosthodontics and Crown & Bridge
36	MAXILLARY MAJOR CONNECTOR FINAL	Dr.swapnil S	Prosthodontics and Crown & Bridge
36	MINOR CONNECTORS	Dr.Mallikarjun HD	Prosthodontics and Crown & Bridge
36	MOUTH PREPARATION FOR RPD	Dr.Veena Benakatti	Prosthodontics and Crown & Bridge

**ATTESTED**  
  
**Dr. V.A. Kothiwale**  
 Registrar  
 KLE Academy of Higher Education and Research,  
 (Deemed-to-be-University u/s 3 of the UGC Act. 1956)  
 Belagavi-590 010, Karnataka

37	REST AND REST SEATS	Dr.Suvidha Patil	Prosthodontics and Crown & Bridge
37	RPD - ATAACHMENTS	Dr.Anandkumar G Patil	Prosthodontics and Crown & Bridge
37	RPD - CLASSIFICATION	Dr.Raghunath Patil	Prosthodontics and Crown & Bridge
37	RPD - COMPONENTS	Dr.Ramesh Nayakar	Prosthodontics and Crown & Bridge
37	RPD – INTRODUCTION	Dr.Mahantesh B	Prosthodontics and Crown & Bridge
37	RPD - MAJOR CONNECTOR - MAXILLARY	Dr.Santosh Nelogi	Prosthodontics and Crown & Bridge

**DEPARTMENT OF ORTHODONTICS**

SL No	E – content(PPT's)/ Video lectures/ Demonstrations/Impartus/Blended learning	Name of the staff	Name of the department
<b>PPT's</b>			
1	1.COMPUTERS IN ORTHODONTICS	Dr. Tejashri Pradhan	<b>Department of Orthodontics</b>
2	2. PREVENTIVE AND INTERCEPTIVE ORTHODONTICS		
3	3. MODEL ANALYSIS AND STUDY MODELS		
4	PREVENTIVE AND INTERCEPTIVE ORTHODONTICS	Dr. Shenavi Keluskar K.M.	
5	2.SOLDERING AND WELDING		
6	3. ORTHOGNATHIC SURGERY (INTERGRATED CLASS WITH ORAL SURGERY)		
7	4. ORTHODONTIC FORCES AND BIOMECHANICS		
8	5. TISSUE RESPONSE TO ORTHODONTIC TOOTH MOVEMENT		
9	6. SURGICAL ORTHODONTICS		
10	7. TREATMENT FOR CLEFT LIP AND PALATE		
11	1.INTRODUCTON TO ORTHODONTICS WITH HISTORY	Dr. Roopa S Jatti	
12	2.POSTNATAL GROWTH OF MAXILLA AND MANDIBLE		
13	3.INTRODUCTION , LANDMARKS AND PLANES IN CEPHALOMETRICS		
14	4. DOWN'S AND TWEED'S ANALYSIS		
15	1.DEVELOPMENT OF DENTITION	Dr. Rohan S Hattarki	
16	2. DIAGNOSIS : ORTHODONTIC HISTORY, EXAMINATION, AND OTHER INVESTIGATIONS		
17	3. TREATMENT OF ANTERIOR OPEN BITE, DEEP BITE AND MIDLINE		

**ATTESTED**  
  
**Dr. V.A. Kothiwale**  
 Registrar  
 KLE Academy of Higher Education and Research  
 (Deemed-to-be-University u/s 3 of the UGC Act. 1956)  
 Belagavi-590 010, Karnataka

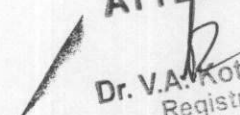
	DIASTEMA		<b>Department of Orthodontics</b>
18	4. RETENTION AND RELAPSE		
19	1. REMOVABLE ORTHODONTIC APPLIANCES AND HABIT BREAKING APPLIANCES	Dr. Anand B	
20	2. MYOFUNCTIONAL APPLIANCE: MODE OF ACTION AND CLASSIFICATION- ACTIVATOR AND BIONATOR		
21	3. TREATMENT PLANNING IN ORTHODONTICS&MANGEMENT OF CLASS I MALOCCLUSIONS		
22	1.MALOCCLUSION AND CLASSIFICATION	Dr. Amit	
23	2. HABITS		
24	3. ADULT ORTHODONTICS		
		Dr Trupti	
25	1.MALOCCLUSION AND CLASSIFICATION		
26	2. HABITS		
27	3. ADULT ORTHODONTICS		
28	1.ETIOLOGY OF MALOCCLUSION: LOCAL AND GENERAL FACTORS	Dr Devyani Desai	
29	2. GROWTH AND DEVELOPMENT - BASIC		
30	1.NORMAL OCCLUSION	Dr Adithi Rao	
31	2. ANCHORAGE AND CLASSIFICATION		

**IMPARTUS LECTURE**


Sr No	Name of the Topic	Name of the staff	Name of the department
1.	METHODS OF SPACE GAINING, EXPANSION AND EXTRACTION	Dr Adithi Rao	Orthodontics

**BLENDED LEARNING / FLIPPED CLASS ROOM**

Sr No	Name of the Topic	Name of the Staff	Name of the department
1.	Classification of malocclusion	Dr Tejashri Pradhan	

**ATTESTED**  
  
**Dr. V.A. Kothiwale**  
 Registrar  
 KLE Academy of Higher Education and Research,  
 (Deemed-to-be-University u/s 3 of the UGC Act. 1956)  
 Belagavi-590 010, Karnataka

	2.	Classification of malocclusion	Dr Adithi Rao	Orthodontics
<b>CONSERVATIVE DENTISTRY AND ENDODONTICS</b>				
SL No	E – content(PPT's)/ Video lectures/ Demonstrations/Impartus/Blended learning		Name of the staff	Name of the department
289.	Fundamentals of cavity preparation		Dr Sneha	Conservative dentistry and endodontics
290.	Caries – Classification Caries – Definition, Etiology Caries – Theories Diagnosis Caries – Treatment Caries – Prevention		Dr Suresh	Conservative dentistry and endodontics
291.	Hand cutting Instruments Classifications, Nomenclature, Hand cutting instrument - Design, Formula, Care, Grasp, Rest		Dr Preeti	Conservative dentistry and endodontics
292.	Rotary cutting instruments-Burs, Diamond points, Rotary cutting instruments Design and Use		Dr Mateen	Conservative dentistry and endodontics
293.	Isolation – Classification , Different aids used Isolation – classification , rubber dam kit		Dr Sunita	Conservative dentistry and endodontics
294.	Matrices and Retainers		Dr shavina	Conservative dentistry and endodontics
295.	Wedges and Separators		Dr suresh	Conservative dentistry and endodontics
296.	Pulp Protection		Dr Anand	Conservative dentistry and endodontics
297.	Inlay – Definitions , Inlay , onlay advantages disadvantages		Dr Mateen	Conservative dentistry and endodontics
298.	Inlay Principles of cavity preparation, wax pattern fabrication		Dr Sneha	Conservative dentistry and endodontics

**ATTESTED**  
  
**Dr. V.A. Kothiwale**  
 Registrar  
 KLE Academy of Higher Education and Research,  
 (Deemed-to-be-University u/s 3 of the UGC Act. 1956),  
 Belagavi-590 010, Karnataka

299.	Anterior aesthetic restorative materials- Composites, , Compomers, Ceramics Anterior aesthetic restorative materials- GIC Anterior aesthetic restorative materials- Compomers , ceramics	Dr Aniket	Conservative dentistry and endodontics
300.	Management of Deep Carious Lesions- Indirect pulp capping, Management of Deep Carious Lesions- Direct pulp capping, Pulpotomy	Dr Sonal	Conservative dentistry and endodontics
301.	Introduction to Endodontics-Access cavity preparation and brief introduction of root canal instruments & materials	Dr Neha	Conservative dentistry and endodontics
302.	Overview of Dental Material	Dr shavina	Conservative dentistry and endodontics
303.	Silicate and copper Cement	Dr shavina	Conservative dentistry and endodontics
304.	Zinc Phosphate + Zinc Silico Phosphate Cement	Dr Preeti	Conservative dentistry and endodontics
305.	Zinc Poly carboxylate Cement	Dr Anand	Conservative dentistry and endodontics
306.	Zinc Oxide Eugenol	Dr Sunita	Conservative dentistry and endodontics
307.	Zinc Oxide Eugenol Modifications	Dr sneha	Conservative dentistry and endodontics
308.	Glass Ionomer Cement ( Sandwich Technique )	Dr Shavina	Conservative dentistry and endodontics
309.	Resin Cement + Principles of cementations	Dr Aniket	Conservative dentistry and endodontics
310.	Liner and Bases , Varnish and Calcium hydroxide	Dr Mateen	Conservative dentistry and endodontics
311.	Guttapercha	Dr Anand	Conservative dentistry and endodontics
312.	Amalgam	Dr Sonal	Conservative dentistry and endodontics

**ATTESTED**

**Dr. V.A. Kothiwale**  
Registrar

KLE Academy of Higher Education and Research,  
(Deemed-to-be-University u/s 3 of the UGC Act, 1956)  
Belagavi-590 010, Karnataka

313.	Amalgam Propertis	Dr Mateen	Conservative dentistry and endodontics
314.	Mercury Management	Dr Preeti	Conservative dentistry and endodontics
315.	Composite ( wasting diseases, pit and fissure, core buildup , veneering , orthodontics appliances)	Dt Avinash	Conservative dentistry and endodontics
316.	Indirect Composites	Dr Sunita	Conservative dentistry and endodontics
317.	Bonding Systems	Dr Neha	Conservative dentistry and endodontics
318.	Direct Filling Gold	Dr Suresh	Conservative dentistry and endodontics
319.	Examination –Diagnosis and treatment planning	Dr suresh	Conservative dentistry and endodontics
320.	Infection control in Conservative Dentistry and Endodontics	Dr Mateen	Conservative dentistry and endodontics
321.	Recent advances of isolation	Dr Sneha	Conservative dentistry and endodontics
322.	Control of pain during operative procedures	Dr mateen	Conservative dentistry and endodontics
323.	Management of Gingival tissue during operative & procedures & Impression procedure	Dr Anand	Conservative dentistry and endodontics
324.	Contacts & contours	Dr Aniket	Conservative dentistry and endodontics
325.	Amalgam restorations- <ul style="list-style-type: none"> <li>• Complex amalgam restoration</li> <li>• Class II modifications</li> <li>• Pin retained amalgam</li> <li>• Bonded amalgam</li> </ul>	Dr shavina Dr Avinash Dr Shavina Dr Shavina	Conservative dentistry and endodontics
326.	Wasting diseases & its management	Dr mateen	Conservative dentistry and endodontics
327.	Definition –Aim and scope of Endodontics[ Short essay / Short answer ]	Dr Neha	Conservative dentistry and endodontics
328.	Diseases of the pulp and its management	Dr Neha	Conservative dentistry and


**ATTESTED**

Dr. V.A. Kothiwale  
Registrar

KLE Academy of Higher Education and Research,  
(Deemed-to-be-University u/s 3 of the UGC Act. 1956)  
Belagavi-590 010, Karnataka

			endodontics
329.	Diseases of the periradicular tissue and management	Dr Mateen	Conservative dentistry and endodontics
330.	Rationale of Endodontic treatment	Dr Anand	Conservative dentistry and endodontics
331.	Endodontic diagnosis	Dr Sonal	Conservative dentistry and endodontics
332.	Recent advances in endodontic diagnosis	Dr shavina	Conservative dentistry and endodontics
333.	Case selection in Endodontics	Dr Sneha	Conservative dentistry and endodontics
334.	Endodontic hand Instruments sterilization /	Dr Sunita	Conservative dentistry and endodontics
335.	<p>Direct filling Gold</p> <ul style="list-style-type: none"> <li>• Indication ,contraindications</li> <li>• Various cavity designs and preparation of cavities ,types of Cohesive Gold</li> <li>• Principles of manipulation</li> <li>• Compaction techniques, finishing and polishing.</li> </ul>	Dr Preeti	Conservative dentistry and endodontics
336.	<p>a) Fundamental concepts of enamel and dentin adhesion</p> <ul style="list-style-type: none"> <li>• Basic concepts of adhesion</li> <li>• Enamel adhesion</li> <li>• Dentin adhesion</li> <li>• Development of dentin bonding systems</li> <li>• Current concept of bonding systems with clinical relevance</li> </ul> <p>b) Introduction to composite restorations</p> <ul style="list-style-type: none"> <li>• Types of composites</li> <li>• Important properties</li> <li>• Polymerization of composite</li> <li>• Indications</li> <li>• Contraindications</li> <li>• Advantages</li> <li>• Disadvantages</li> <li>• Material aspects</li> </ul> <p>c) Direct Composite restorations</p> <ul style="list-style-type: none"> <li>• Tooth preparation and restorative technique for Class I II III IV V and VI composite</li> </ul>	<p>Dr Avinash</p> <p>Dr Mateen</p> <p>Dr Neha</p>	Conservative dentistry and endodontics

**ATTESTED**

  
**Dr. V.A. Kothiwale**  
 Registrar  
 KLE Academy of Higher Education and Research,  
 (Deemed-to-be-University u/s R of the UGC Act 1956)  
 Belagavi-590 010, Karnataka

<p>restorations</p> <ul style="list-style-type: none"> <li>• Repair of composite restorations</li> <li>• Common problems: causes and potential solutions</li> </ul> <p>d) Glass ionomer restorations</p> <ul style="list-style-type: none"> <li>• Indications</li> <li>• Contraindications</li> <li>• Advantages</li> <li>• Disadvantages</li> <li>• Tooth preparation and restorative technique</li> </ul> <p>e) Dental Ceramics</p> <p>f) Class I and Class II indirect tooth colored restorations ( Ceramic and Composite)</p> <ul style="list-style-type: none"> <li>• Indications</li> <li>• Contraindications</li> <li>• Advantages</li> <li>• Disadvantages</li> <li>• Clinical procedures</li> <li>• Common problems and solutions</li> <li>• Repair of tooth coloured inlays and onlays</li> </ul> <p>g) Additional conservative esthetic procedures</p> <p>1) Artistic elements</p> <ul style="list-style-type: none"> <li>• Shape or form</li> <li>• Symmetry and proportionality</li> <li>• Position and alignment</li> <li>• Surface texture</li> <li>• Color</li> <li>• Translucency</li> <li>• Clinical considerations</li> </ul> <p>2) Conservative alterations of tooth contours and contacts</p> <ul style="list-style-type: none"> <li>• Alterations of shape of natural teeth</li> <li>• Alterations of embrasures</li> <li>• Correction of diastemas</li> </ul> <p>3) Conservative treatments for discoloured teeth (Etiology, Microabrasion, Macroabrsion only )</p>	<p>Dr avinash</p> <p>Dr Shavina</p> <p>Dr Aniket</p> <p>Dr Shavina</p> <p>Dr Sneha</p>	
--	--	--

**ATTESTED**

*Dr. V.A. Kothiwale*  
**Dr. V.A. Kothiwale**  
 Registrar

KLE Academy of Higher Education and Research,  
 (Deemed-to-be-University u/s 3 of the UGC Act, 1956)  
 Belagavi-590 010, Karnataka



	<p>4) Acid etched resin bonded splints</p> <ul style="list-style-type: none"> <li>• Periodontally involved tooth</li> <li>• Stabilization of teeth after orthodontic treatment</li> </ul> <p>5) Conservative bridges</p> <ul style="list-style-type: none"> <li>• Natural tooth pontic</li> <li>• Denture tooth pontic</li> <li>• Porcelain fused to metal pontic or all metal pontic with metal retainers</li> <li>• All porcelain pontic</li> </ul>		
337.	Treatment of discolored teeth( Bleaching only)	Dr Mateen	Conservative dentistry and endodontics
338.	Endodontics –Periodontics - interrelation –classification and management.	Dr Suresh	Conservative dentistry and endodontics
339.	<p>Surgical Endodontics</p> <ul style="list-style-type: none"> <li>• Case selection – indications /contraindications</li> <li>• Incision and drainage Trephination</li> <li>• Various flap designs for periradicular surgery</li> <li>• Root end surgeries –Apicoectomy /curettage.</li> <li>• Retrograde fillings – root resection and hemisection</li> <li>• Bicuspidation (short essay /short answer)</li> <li>• Reimplantation , Intentional</li> <li>• Reimplantation . Transplantation <ul style="list-style-type: none"> <li>○ Endodontics Endosseous Implants</li> <li>○ Miscellaneous of Endodontics</li> <li>○ Use of Microscopes in Endodontics</li> </ul> </li> </ul>	Dr Aniket	Conservative dentistry and endodontics
340.	Root resorption – classification ,etiology & management ( in brief)	Dr Neha	Conservative dentistry and endodontics
341.	Traumatic teeth - Management only	Dr Sunita	Conservative dentistry and

**ATTESTED**

*[Signature]*  
**Dr. V.A. Kothiwale**  
 Registrar  
 KLE Academy of Higher Education and Research,  
 (Deemed-to-be-University u/s 3 of the UCC Act. 1956)  
 Belagavi-590 010, Karnataka

			endodontics
342.	Endodontic emergencies and management	Dr Sunita	Conservative dentistry and endodontics
343.	Single visit Endodontics	Dr Preeti	Conservative dentistry and endodontics
344.	Laser	Dr shavina	Conservative dentistry and endodontics
345.	Air abrasion	Dr Sonal	Conservative dentistry and endodontics
346.	Veneers	Dr Sonal	Conservative dentistry and endodontics
347.	Gingival retraction methods	Dr Anand	Conservative dentistry and endodontics
348.	Anatomy of the pulp space (Internal anatomy of pulp chamber) Access opening and principles	Dr.Sonal	Conservative dentistry and endodontics
349.	Determination of working length / methods	Dr.Sneha	Conservative dentistry and endodontics
350.	Rotary Instruments for cleaning and shaping	Dr.Anand	Conservative dentistry and endodontics
351.	Preparation of root canal - Cleaning & Shaping	Dr.Preeti	Conservative dentistry and endodontics
352.	Disinfection of root canal	Dr.Avinash	Conservative dentistry and endodontics
353.	Intra canal medicaments and Irrigants used in Endodontics	Dr.mateen	Conservative dentistry and endodontics
354.	Temporary filling materials	Dr.shavina	Conservative dentistry and endodontics
355.	Microbiology as related to Endodontics <ul style="list-style-type: none"> <li>• Microbial flora and infected pulp</li> <li>• Various cultures tests - techniques -culture media interpretation</li> <li>• Antibiotic sensitivity</li> </ul>	Dr.Neha	Conservative dentistry and endodontics
356.	Obturing Materials – Classification and Description	Dr.Mateen	Conservative dentistry and endodontics
357.	Root Canal Sealer	Dr.Suresh	Conservative dentistry and endodontics
358.	Various techniques of root canal obturation including recent techniques and Repair	Dr.Avinash	Conservative dentistry and endodontics
359.	Procedural errors	Dr.Shavina	Conservative dentistry and endodontics
360.	Cast Gold restorations <ul style="list-style-type: none"> <li>• Definitions of Inlay and Onlay</li> <li>• Indications and Contraindications</li> <li>• Cavity designs for class II cast Gold</li> </ul>	Dr.Anand	Conservative dentistry and endodontics

**ATTESTED**

Dr. V.A. Kothiwale  
Registrar

KLE Academy of Higher Education and Research,  
(Deemed-to-be-University u/s 3 of the UGC Act. 1956)  
Belagavi-590 010, Karnataka

	inlay restorations, wax patterns <ul style="list-style-type: none"> <li>• Spruing ,Investing and Casting</li> <li>• Seating ,Adjusting , Polishing of the Casting</li> <li>• Cementation</li> </ul>		

**ATTESTED**

*[Signature]*  
**Dr. V.A. Nothiwale**  
 Registrar

KLE Academy of Higher Education and Research, **139**  
 (Deemed-to-be-University u/s 3 of the UGC Act. 1956)  
 Belagavi-590 010, Karnataka

Sl Number	E-Content (Ppt/Videolecture/Demonstrations/Impartus/Blended Learning)	Name Of Staff	Name Of Department
1.	Lecture Ppt		
	<b>1<sup>st</sup> BDS LECTURE</b>		
	1.Development of tooth	Dr Alka Kale	Oral Pathology
	2. Enamel	Dr Punnya Angadi	Oral Pathology
	3. Dentin	Dr Seema Hallikerimath	Oral Pathology
	4. Pulp	Dr Veena Naik	Oral Pathology
	5. cementum	Dr Pushpak Shah	Oral Pathology
	6. periodontal ligament	Dr Manjula ,M	Oral Pathology
	7. Bone	Dr Shweta Kumbhojkar	Oral Pathology
	8.salivary glands	Dr Chetan Belaldavar	Oral Pathology
	9.Maxillary sinus	Dr Shweta Kumbhojkar	Oral Pathology
	10.Temperomandibular joint	Dr Chetan Belaldavar	Oral Pathology
	<b>2<sup>nd</sup> BDS LECTURE</b>		
	1.Developmental Disturbances Of Oral Cavity	Dr Pushpak Shah	Oral Pathology
	2. Dental Caries	Dr Manjula ,M	Oral Pathology
	3. Pulp And Periapical Tissues	Dr .Deepa Mane	Oral Pathology
	4. Diseases Of Periodontium	Dr Shweta Kumbhojkar	Oral Pathology
	5.. Oral Infections	Dr Chetan Belaldavar	Oral Pathology
	<b>3<sup>rd</sup> BDS LECTURE</b>		
	1. Epithelial Tumors	Dr Veena Naik	Oral Pathology
	2. Premalignant Lesion And Conditions	Dr Veena Naik	Oral Pathology
	3. Connective Tissue Tumors	Dr Pushpak Shah	Oral Pathology
	4. Odontogenic Cysts	Dr Punnya Angadi	Oral Pathology
	5. Odontogenic Tumors	Dr .Deepa Mane	Oral Pathology


**ATTESTED**

Dr. V.A. Kothiwale  
Registrar

KLE Academy of Higher Education and Research,  
(Deemed-to-be-University u/s 3 of the UGC Act. 1956)  
Belagavi-590 010, Karnataka

	6. Salivary Gland Tumors	Dr Pushpak Shah	Oral Pathology
2.	Ppt of ITL	All staff	Oral pathology
3.	Ppt of blended learning	All staff	Oral pathology
4	PPT of value added course	All staff	Oral pathology
5.	Videos of value added course 1. Video blood grouping 2. Random blood sugar estimation	Dr Deepa Mane	Oral pathology

**ATTESTED**

  
Dr. V.A. Kothiwale  
Registrar

KLE Academy of Higher Education and Research,  
(Deemed-to-be-University u/s 3 of the HEC Act, 1956)  
Belagavi-590 010, Karnataka

141

**LIST OF E CONTENT DELIVERED 2020**

Department of Oral Medicine and radiology

Sl.No	Topic	Staff	Department
1.	Introduction to Oral Medicine & Radiology- I	Dr. Vaishali	Department of Oral medicine and radiology
2.	Introduction to Oral Medicine & Radiology-II	Dr. Vaishali	
3.	Cervicofacial lymphadenopathy	Dr. Anjana	
4.	Radiation Physics	Dr. Vaishali	
5.	Radiation Biology	Dr. Namratha	
6.	Health Physics	Dr. Kajal	
7.	Projection Geometry	Dr. Arvind	
8.	Intra oral techniques	Dr. Daneshwari	
9.	Processing & faults	Dr. Namratha	
10.	Principles of Radiographic interpretation	Dr. Vasanti Jirge	
11.	Image characteristics	Dr. Kajal	
12.	Normal radiographic anatomy	Dr. Daneshwari	
13.	Stomatitis	Dr. Vasanti Jirge	
14.	Therapeutics in dentistry – Part -I	Dr. Daneshwari	
15.	Therapeutics in dentistry – corticosteroids and Immunomodulator – Part -II	Dr. Namratha	
16.	Diseases of pulp and periapex	Dr. Zameera	
17.	Pigmentation disorders	Dr. Arvind	
18.	Endocrine Disease & dental considerations	Dr. Daneshwari	
19.	Geriatrics	Dr. Anjana	
20.	Lasers in dentistry	Dr. Namratha	
21.	Diseases of bone & Osteodystrophy	Dr. Kajal	
22.	Dermatological disorders	Dr. Daneshwari	
23.	Management of dental problems in medically compromised persons	Dr. Shivayogi	
24.	Evidence based dentistry	Dr. Vasanti	
25.	Specialized radiographic techniques- digital imaging, USG	Dr. Namratha	
26.	Specialized radiographic techniques- contrast imaging, Scintigraphy	Dr. Vasanti	
27.	CT, CBCT, MRI	Dr. Shivayogi	
28.	Foci of infection and their ill effects on general health	Dr. Zameera	
29.	Allergy (Local allergic reactions, anaphylaxis, serum sickness local and	Dr. Zameera	

**ATTESTED**

Dr. V.A. Kothiwale  
Registrar

KLE Academy of Higher Education and Research,  
(Deemed-to-be-University u/s 3 of the UGC Act. 1956)  
Belagavi-590 010, Karnataka

	systemic allergic manifestations to food drugs and chemicals)		
30	Sexually Transmitted diseases	Dr. Shivayogi	Department of Oral medicine and radiology
31	Forensic dentistry	Dr. Anjana	
32	Radiographic appearance of fibro- osseous lesions	Dr. Vaishali	
33	PeriapicalRadiolucencies&radioopaciti es	Dr. Zameera	
34	PericoronalRadiolucencies&radioopaci ties	Dr. Vaishali	
35	Blood1	Dr. Kajal	
36	Blood2	Dr. Anjana	
37	Blood3	Dr. Arvind	
38			
39	<b>Lectures taken during lockdown</b>		
40	Image characteristics	Dr. Kajal Gokak	
41	Normal radiographic anatomy	Dr. Daneshwari K	
42	Projection Geometry	Dr. Arvind Shetti	
43	Principalsof Radiographic Interpretation	Dr. Zameera Naik	
44	Occupational Hazards	Dr. Shivayogi C	
45	Diseases of Tongue	Dr. Vaishali K	
46	Radiographic Processing & Faults	Dr. Namratha Patil	
47	Stomatitis	Dr. VasantiJirge	
48	Pigmentation	Dr. Arvind Shetti	
49	Therapeuticsin dentistry- Part-I	Dr. Daneshwari	
50	Diseases of pulp andperiapex	Dr. Zameera N	
51	Therapeuticsin dentistry- corticosteroids and Immunomodulator -Part-II	Dr. Namratha	

**ATTESTED**

Dr. V.A. Kothiwale  
Registrar

KLE Academy of Higher Education and Research,  
(Deemed-to-be-University u/s 3 of the UGC Act. 1956)  
Belagavi-590 010, Karnataka

52	CT,CBCT,MRI	Dr.Shivayogi
53	Geriatric Dentistry	Dr.Anjana
54	Forensic Odontology	Dr.Anjana
55	WBC Disorders	Dr.Daneshwar i
56	Pericoronal Radiolucency&Radioopac ities	Dr.Vaishali K
57	Dental management of Medically compromised patients	Dr.Vasanti
58	LASERS in oral medicine	Dr.Namratha
59	Fibro-osseous lesions	Dr.Vaishali K
60	Diseases of bone & Osteodystrophy	Dr.KajalGoka k
61	Orofacial Pain	Dr.Vaishali K
62	Orofacial Pain	Dr.Vaishali K
63	Oral cancer	Dr.VaishaliK
64	RBCdisorders	Dr.Kajal
65	Bacterial infections	Dr.Vaishali K
66	Viral Infections	Dr.Vaishali K
67	DiseasesofNerves& Muscles	Dr.Vaishali K
68	HIV	Dr.KajalGoka k

**PEDIATRIC AND PREVENTIVE DENTISTRY**

SL No	E – content(PPT's)/ Video lectures/ Demonstrations/Impartus/Blended learning	Name of the staff	Name of the department
1	Introduction to Pedodontics & preventive dentistry. Definition, scope, objectives and importance.	Dr. Shivayogi M. Hugar	Pediatric and preventive dentistry.

**ATTESTED**

Dr. V.A. Kothiwale  
Registrar

KLE Academy of Higher Education and Research,  
(Premad-to-be-University vis 3 of the UGC Act, 1956)  
Belagavi-590 010, Karnataka



2	Case History Recording Outline of principles of examination, diagnosis & treatment planning.	Dr. Vidyavathi. H. Patil.	Pediatric and preventive dentistry.
3	Setting up of Pedodontics Clinic	Dr. Niraj S.Gokhale	Pediatric and preventive dentistry.
4	Dental radiology related to Pedodontics.	Dr. Vidyavathi H. Patil	Pediatric and preventive dentistry.
5	Dental anatomy and histology. Eruption and shedding of teeth - theories Teething disorders and their management Natal & neonatal teeth.	Dr. Vidyavathi H. Patil	Pediatric and preventive dentistry.
6	Preventive dentistry. Definition. Principles & scope. Types of prevention. Different preventive measures used in Pediatric Dentistry including pit and fissure sealants and caries vaccine. Concepts Of MID	Dr. Niraj S.Gokhale	Pediatric and preventive dentistry.
7	Gingival and periodontal diseases in children -Normal gingiva and periodontium in children. -Definition, etiology and pathogenesis.	Dr. Chandrashekhar M. Badakar	Pediatric and preventive dentistry.

**ATTESTED**

**Dr. V.A. Kothiwale**  
Registrar

KLE Academy of Higher Education and Research,  
(Deemed-to-be-University u/s 3 of the UCC Act. 1956)  
Belagavi-590 010, Karnataka

145

	Prevention and management of Gingival and Periodontal diseases.		
8	<p>Oral surgical procedures in children.</p> <p>Indications and contraindications of extractions of primary and permanent teeth in children.</p> <p>Knowledge of local and general anesthesia.</p> <p>Minor surgical procedures in children. Age Changes of Mandibular foramen.</p>	Dr. Chaitanya R. Uppin	Pediatric and preventive dentistry.
9	<p>Dental caries including early childhood caries</p> <p>Rampant caries, early childhood caries and extensive caries: in brief</p> <p>Definition, etiology, clinical features, complications and management in detail</p> <p>Role of diet and nutrition in dental caries.</p> <p>Dietary modification and diet counseling.</p> <p>Caries, activity tests, caries prediction, caries susceptibility and their clinical application.</p>	Dr. Shivayogi M. Hugar	Pediatric and preventive dentistry.
10	<p>Development of occlusion from birth through adolescence.</p> <p>Importance of first permanent molar</p>	Dr. Vidyavathi. H Patil	Pediatric and preventive dentistry.
11	Pediatric operative dentistry	Dr. Priya	Pediatric and preventive dentistry.
12	<p>Child Psychology</p> <p>-Definition</p>	Dr. Vidyavathi Patil	Pediatric and preventive dentistry.

**ATTESTED**

  
Dr. V.A. Kothiwale  
Registrar

146

KLE Academy of Higher Education and Research,  
(Deemed-to-be-University u/s 3 of the UGC Act, 1956)  
Belagavi-590 010, Karnataka

	<p>-Theories of child psychology</p> <p>-Psychological development of children with age.</p> <p>-Principles of psychological growth and development while managing child patient.</p> <p>-Dental fear and its management.</p> <p>Factors affecting child's fear to dental management.</p>		
13	<p>Child behavior management</p> <p>-Definitions.</p> <p>-Types of behavior encountered in dental clinic.</p> <p>- Non-pharmacological and pharmacological methods of behavior management..</p>	Dr. S. M. Hugar	Pediatric and preventive dentistry.
14	<p>Special health care needs</p>	Dr. Chandrashekhar M. Badakar	Pediatric and preventive dentistry.
15	<p>Crowns in Pediatric Dentistry</p>	Dr. Priya	Pediatric and preventive dentistry.
16	<p>Development of occlusion from birth through adolescence.</p> <p>Importance of first permanent molar</p>	Dr. Chandrashekhar M. Badakar	Pediatric and preventive dentistry.
17	<p>Traumatic Injuries In Children :</p> <ul style="list-style-type: none"> <li>- Classification &amp; importance.</li> <li>- Sequelae &amp; reaction of teeth to trauma.</li> </ul> <p>Management of traumatized teeth.</p>	Dr. Shivayogi.M Hugar /	Pediatric and preventive dentistry.
18	<p>Preventive and interceptive orthodontics in children</p> <p>-Definition</p> <p>-Problems encountered during primary and mixed dentition phases &amp; their management.</p>	Dr. Shivayogi.M Hugar & Dr. Chatanya	Pediatric and preventive dentistry.

**ATTESTED**

*h*  
Dr. V.A. Kothiwale  
Registrar

KLE Academy of Higher Education and Research,  
(Deemed-to-be-University u/s 3 of the UGC Act, 1956)  
Belagavi-590 010, Karnataka

	-Space management -serial extraction		
19	Oral habits in children Definition,etiology,classification,behavioral and clinical features, management of children with Thumb sucking, tongue thrusting, mouth breathing, lip biting, nail biting, self-injurious habits	Dr. Shweta	Pediatric and preventive dentistry.
20	Pediatric Endodontics -Principles and diagnosis. -Classification of pulpal pathology in primary, young permanent and permanent teeth. -Management of pulpally involved primary, young permanent and permanent teeth. • Pulp capping-direct pulp capping • Pulpotomy • Pulpectomy • Apexogenesis • Apexification -Obturation Techniques and material used for primary, young permanent and permanent teeth in children.	Dr. Chaitanya	Pediatric and preventive dentistry.
23	Pulpectomy For blended learning	Dr. Chaitanya. Uppin.	Pediatric and preventive dentistry.
24	Pulp dentin complex & Diagnosis of the diseases of pulp Rapid revision hosted by ISPPD	Dr. Shivayogi. M. Hugar.	Pediatric and preventive dentistry.
SL No	E – content(PPT's)/ Video lectures/ Demonstrations/Impartus/Blended learning	Name of the staff	Name of the department
1	Fluoride	Dr. Priya	Pediatric and preventive dentistry.
2	Gingival and periodontal diseases	Dr. Chaitanya	Pediatric and preventive dentistry.

**ATTESTED**

*h*  
Dr. V.A. Kothiwale  
Registrar

KLE Academy of Higher Education and Research,  
(Deemed-to-be-University u/s 3 of the UGC Act 1956)  
Belagavi-593 010, Karnataka

3	Medical Emergencies in dentistry	Dr. Niraj	Pediatric and preventive dentistry.
4	Growth and Development	Dr. Shivayogi	Pediatric and preventive dentistry.
5	Eruption and Shedding	Dr. Vidyavathi	Pediatric and preventive dentistry.
6	Preventive Dentistry	Dr. Priya	Pediatric and preventive dentistry.
7	Traumatic injuries	Dr. Shivayogi	Pediatric and preventive dentistry.
8	Minor oral surgical procedures	Dr. Chaitanya	Pediatric and preventive dentistry.
9	Infant oral health and Congenital abnormalities in children	Dr. Chaitanya	Pediatric and preventive dentistry.
10	Child psychology	Dr. Shivayogi	Pediatric and preventive dentistry.
11	Special Child	Dr. Chandra shekar	Pediatric and preventive dentistry.

**ORAL & MAXILLOFACIAL SURGERY**

S.No	E-content (PPT's)/Video Lectures / Demonstrations/ Impartus /Blended learning	Name of the staff	Name of the Department
1.	Temporomandibular joint ankylosis & its management	Dr S M Kotrashe tti	Oral & Maxillofacial Surgery
2.	Cleft lip & Palate	Dr S M Kotrashe tti	Oral & Maxillofacial Surgery
3.	Internal Derangement and Painful TMJ	Dr S M Kotrashe tti	Oral & Maxillofacial Surgery
4.	OGS- fast emerging concept	Dr S M Kotrashe tti	Oral & Maxillofacial Surgery
5.	Benign odontogenic tumours	DrSidramesh Muttagi	Oral & Maxillofacial Surgery
6.	Management of oral cancer	DrSidramesh Muttagi	Oral & Maxillofacial Surgery

**ATTESTED**

Dr. V.A. Kothiwale  
Registrar

149

KLE Academy of Higher Education and Research,  
(Deemed-to-be-University) Uls 3 of the UGC Act 1956  
Belagavi-590 010, Karnataka

7.	nerve injuries	DrSidramesh Muttagi	Oral & Maxillofacial Surgery
8.	Mandible	DrTejraj Kale	Oral & Maxillofacial Surgery
9.	Hypermobility	DrTejraj Kale	Oral & Maxillofacial Surgery
10.	Medical Emergencies in Oral final	DrTejraj Kale	Oral & Maxillofacial Surgery
11.	primary care of trauma patient	DrTejraj Kale	Oral & Maxillofacial Surgery
12.	TMJ anatomy	DrTejraj Kale	Oral & Maxillofacial Surgery
13.	Impactions	DrAratiNeeli	Oral & Maxillofacial Surgery
14.	CYSTS OF THE JAW1	Dr S D Baliga	Oral & Maxillofacial Surgery
15.	MID FACE FRATURE	Dr S D Baliga	Oral & Maxillofacial Surgery
16.	Space Infection & osteomyelitis	DrVijaylaxmi Shettar	Oral & Maxillofacial Surgery
17.	conscious sedation	DrPoorviGhanti	Oral & Maxillofacial Surgery
18.	medical emergencies	DrPoorviGhanti	Oral & Maxillofacial Surgery
19.	Maxillary Sinus	DrAbhishekM otimath	Oral & Maxillofacial Surgery
20.	Implantology	Dr Sanjay Rao	Oral & Maxillofacial Surgery

**ATTESTED**

*Dr. V.A. Kothiwale*  
Registrar

150

KLE Academy of Higher Education and Research,  
(Deemed-to-be-University u/s 3 of the UGC Act. 1956)  
Belagavi-590 010, Karnataka

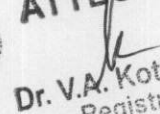
21.	Pre-prosthetic surgery	Dr Sanjay Rao	Oral & Maxillofacial Surgery
<b>PUBLIC HEALTH DENTISTRY</b>			
SL No	E – content(PPT's)/ Video lectures/ Demonstrations/Impartus/Blended learning	Name of the staff	Name of the Department
1	Introduction to public health dentistry	Dr. Ankola	Public Health Dentistry
2	Concepts of health and disease	Dr. Sagar	Public Health Dentistry
	Concepts of health and disease	Dr. Sagar	Public Health Dentistry
3	Oral health survey	Dr. Sagar	Public Health Dentistry
4	Environment and health		Public Health Dentistry
	Water	Dr. Pratibha	Public Health Dentistry
	Air	Dr. Mahantesh	Public Health Dentistry
	Hospital waste disposal	Dr. Mahantesh	Public Health Dentistry
5	Health care delivery system	Dr. Mahantesh	Public Health Dentistry
6	General principles of epidemiology	Dr. Roopali	Public Health Dentistry
7	Health education	Dr. Pratibha	Public Health Dentistry
8	School dental health education	Dr. Pratibha	Public Health Dentistry
9	Planning and evaluation	Dr. Sagar	Public Health Dentistry
10	ART	Dr. Ankola	Public Health Dentistry
11	PFS	Dr. Ankola	Public Health Dentistry
12	Epidemiology of dental caries	Dr. Roopali	Public Health Dentistry
	Periodontal disease	Dr. Pratibha	Public Health Dentistry
	Oral cancer	Dr. Sagar	Public Health Dentistry
13	Dental indices Def and IR	Dr. Ankola	Public Health Dentistry

**ATTESTED**

Dr. V.A. Kothiwale  
Registrar

151

	DMF & DMFS	Dr. Ankola	Public Health Dentistry
	WHO & CPITN	Dr. Ankola	Public Health Dentistry
	OHI & OHIS	Dr. Ankola	Public Health Dentistry
14	Dental auxiliary	Dr. Pratibha	Public Health Dentistry
15	Caries activity test	Dr. Ankola	Public Health Dentistry
16	Caries vaccine	Dr. Ankola	Public Health Dentistry
	National & international agencies	Dr. Ankola	Public Health Dentistry
	DCI	Dr. Ankola	Public Health Dentistry
	IDA	Dr. Ankola	Public Health Dentistry
17	IAPHD	Dr. Ankola	Public Health Dentistry
18	Ethics	Dr. Ankola	Public Health Dentistry
19	COPRA	Dr. Ankola	Public Health Dentistry
20	Fluoride	Dr. Roopali	Public Health Dentistry
21	Dental practice management	Dr. Ankola	Public Health Dentistry
22	Dental Payments	Dr. Ankola	Public Health Dentistry
23	Social sciences	Dr. Sagar	Public Health Dentistry
24	Biostatistics	Dr. Sagar	Public Health Dentistry

**ATTESTED**  
  
**Dr. V.A. Kothiwale**  
 Registrar  
 KLE Academy of Higher Education and Research,  
 (Deemed-to-be-University w/s 3 of the UGC Act, 1956)  
 Belagavi-590 010, Karnataka



SL No	E – content(PPT's)/ Video lectures/ Demonstrations/Impartus/Blended learning	Name of the staff	Name of the department
37	BALANCED OCCLUSION	Dr.Anandkumar G Patil	Prosthodontics and Crown & Bridge
37	BIOLOGICAL CONSIDERATIONS OF MAXILLARY EDENTULOUS JAW	Dr.Raghunath Patil	Prosthodontics and Crown & Bridge
37	C D - BALANCED OCCLUSION	Dr.Ramesh Nayakar	Prosthodontics and Crown & Bridge
37	C D - BIOLOGICAL CONSIDERATIONS OF MAXILLARY EDENTULOUS JAW	Dr.Mahantesh B	Prosthodontics and Crown & Bridge
38	C D - HINGE AXIS AND FACE BOW	Dr.Santosh Nelogi	Prosthodontics and Crown & Bridge
38	C D - IMPRESSION MAKING	Dr.Sounyla	Prosthodontics and Crown & Bridge
38	C D - JAW RELATION - VERTICAL	Dr.Hema K	Prosthodontics and Crown & Bridge
38	C.D - BALANCED OCCLUSION	Dr.Prashant Karni	Prosthodontics and Crown & Bridge
38	FACE BOW	Dr.Abhijit Patil	Prosthodontics and Crown & Bridge
38	GERIATRICS	Dr.Sayed M Killedar	Prosthodontics and Crown & Bridge
38	HORIZONTAL JAW RELATION	Dr.swapnil S	Prosthodontics and Crown & Bridge
38	PROSTHO - ARTICULATORS	Dr.Mallikarjun HD	Prosthodontics and Crown & Bridge
38	PROSTHO - OCCLUSION	Dr.Veena Benakatti	Prosthodontics and Crown & Bridge
38	PROSTHO - SUPPORT,STABILITY & RETENTION	Dr.Suvidha Patil	Prosthodontics and Crown & Bridge
39	VERTICAL JAW RELATION	Dr.Anandkumar G Patil	Prosthodontics and Crown & Bridge
39	CHEMISTRY OF SYNTHETIC RESINS	Dr.Raghunath Patil	Prosthodontics and Crown & Bridge
39	D.M - BIOCOMPATABILITY	Dr.Ramesh Nayakar	Prosthodontics and Crown & Bridge
39	D.M - DENTALCASTING ALLOYS	Dr.Mahantesh B	Prosthodontics and Crown & Bridge
39	D.M - DIE MATERIALS	Dr.Santosh Nelogi	Prosthodontics and Crown & Bridge
39	D.M - ELASTOMERIC IMPRESSION MATERIALS	Dr.Sounyla	Prosthodontics and Crown & Bridge
39	D.M - GYPSUM PRODUCTS	Dr.Hema K	Prosthodontics and Crown & Bridge
39	D.M - HYDROCOLLOIDS	Dr.Prashant Karni	Prosthodontics and Crown & Bridge

**ATTESTED**

Dr. V.A. Kothiwale  
Registrar  
KLE Academy of Higher Education and Research,  
(Deemed-to-be-University) 2013 of the UGC Act, 1956)  
Belagavi-590 010, Karnataka

39	D.M - LUTING AGENTS	Dr.Abhijit Patil	Prosthodontics and Crown & Bridge
39	D.M - PERFORMANCE STANDARDS FOR DENTAL MATERIALS	Dr.Sayed M Killedar	Prosthodontics and Crown & Bridge
40	D.M - RESIN	Dr.swapnil S	Prosthodontics and Crown & Bridge
40	D.M - SOLDERING	Dr.Mallikarjun HD	Prosthodontics and Crown & Bridge
40	DIE MATERIALS SOWMYA	Dr.Veena Benakatti	Prosthodontics and Crown & Bridge
40	HYDROCOLLIDS	Dr.Suvidha Patil	Prosthodontics and Crown & Bridge
40	MECHANICAL PROPERTIES OF DENTAL MATERIALS	Dr.Anandkumar G Patil	Prosthodontics and Crown & Bridge
40	NONAQUEOUS ELASTOMERIC IMPRESSION MATERIALS	Dr.Raghunath Patil	Prosthodontics and Crown & Bridge
40	PERFORMANCE STANDARDS FOR DENTAL MATERIALS	Dr.Ramesh Nayakar	Prosthodontics and Crown & Bridge
40	PHYSICAL PROPERTIES OF DENTAL MATERIALS	Dr.Mahantesh B	Prosthodontics and Crown & Bridge
40	RESIN	Dr.Santosh Nelogi	Prosthodontics and Crown & Bridge
40	FUNDAMENTALS OF OCCLUSION	Dr.Sounyla	Prosthodontics and Crown & Bridge
41	PRINCIPLES OF TOOTH PREPARATION	Dr.Hema K	Prosthodontics and Crown & Bridge
41	ANTERIOR TWO THIRD CROWN	Dr.Prashant Karni	Prosthodontics and Crown & Bridge
41	FOUR FIFTH CROWN	Dr.Abhijit Patil	Prosthodontics and Crown & Bridge
41	COMPLETE VENEER CROWN	Dr.Sayed M Killedar	Prosthodontics and Crown & Bridge
41	PORCELAIN JACKET CROWN	Dr.swapnil S	Prosthodontics and Crown & Bridge
41	POST AND CORE	Dr.Mallikarjun HD	Prosthodontics and Crown & Bridge
41	TEMPORARY RESTORATIONS	Dr.Veena Benakatti	Prosthodontics and Crown & Bridge
41	GINGIVAL RETRACTION	Dr.Suvidha Patil	Prosthodontics and Crown & Bridge
41	WORKING CASTS & DIES	Dr.Anandkumar G Patil	Prosthodontics and Crown & Bridge
41	PONTICS	Dr.Raghunath Patil	Prosthodontics and Crown & Bridge
42	RECENT ADVANCES IN FPD	Dr.Ramesh Nayakar	Prosthodontics and Crown & Bridge
42	IMPRESSION PROCEDURES IN FPD	Dr.Mahantesh B	Prosthodontics and

**ATTESTED**

*Dr. V.A. Kothiwale*  
Registrar

KLE Academy of Higher Education and Research,  
(Deemed-to-be-University) of 3 of the UCC Act, 1956)  
Belagavi - 591 010, Karnataka

			Crown & Bridge
42	FPD - COMPLETE VENEER CROWN	Dr.Santosh Nelogi	Prosthodontics and Crown & Bridge
42	FPD - DIAGNOSIS & TT PLANNING	Dr.Sounyla	Prosthodontics and Crown & Bridge
42	FPD - PONTIC	Dr.Hema K	Prosthodontics and Crown & Bridge
42	FPD - PONTIC	Dr.Prashant Karni	Prosthodontics and Crown & Bridge
42	FPD - POST AND CORE CROWN	Dr.Abhijit Patil	Prosthodontics and Crown & Bridge
42	FPD - TOOTH PREPERATION	Dr.Sayed M Killedar	Prosthodontics and Crown & Bridge
42	FPD - WORKING CASTS AND DIES	Dr.swapnil S	Prosthodontics and Crown & Bridge
42	LUTING AGENTS	Dr.Mallikarjun HD	Prosthodontics and Crown & Bridge
43	SOLDERING	Dr.Veena Benakatti	Prosthodontics and Crown & Bridge
43	TISSUE MANAGEMENT IN FPD	Dr.Suvidha Patil	Prosthodontics and Crown & Bridge
43	IMPLANTS - ABUTMENT SELECTION	Dr.Anandkumar G Patil	Prosthodontics and Crown & Bridge
43	IMPLANTS - DENTAL IMPLANTS	Dr.Raghunath Patil	Prosthodontics and Crown & Bridge
43	IMPLANTS - DIAGNOSIS & TT PLANNING	Dr.Ramesh Nayakar	Prosthodontics and Crown & Bridge
43	PROSTHO - OBTURATOR - FOR MAXILLARY DEFECTS	Dr.Mahantesh B	Prosthodontics and Crown & Bridge
43	PROSTHO - OBTURATOR FOR CLEFT PALATE	Dr.Santosh Nelogi	Prosthodontics and Crown & Bridge
43	CLASS DIRECT RETAINERS	Dr.Sounyla	Prosthodontics and Crown & Bridge
43	CLASSIFICATION OF PARTIALLY EDENTULOUS ARCHES	Dr.Hema K	Prosthodontics and Crown & Bridge
43	EXTRACORONAL	Dr.Prashant Karni	Prosthodontics and Crown & Bridge
44	INDIRECT RETAINERS	Dr.Abhijit Patil	Prosthodontics and Crown & Bridge
44	MANDIBULAR MAJOR CONNECTORS	Dr.Sayed M Killedar	Prosthodontics and Crown & Bridge
44	MAXILLARY MAJOR CONNECTOR FINAL	Dr.swapnil S	Prosthodontics and Crown & Bridge
44	MINOR CONNECTORS	Dr.Mallikarjun HD	Prosthodontics and Crown & Bridge
44	MOUTH PREPARATION FOR RPD	Dr.Veena Benakatti	Prosthodontics and Crown & Bridge

**ATTESTED**

**Dr. V.A. Kothiwale**  
Registrar

KLE Academy of Higher Education and Research,  
(Deemed-to-be-University) (is 3 of the UGC Act, 1956)  
Belagavi-590 010, Karnataka

44	REST AND REST SEATS	Dr.Suvidha Patil	Prosthodontics and Crown & Bridge
44	RPD - ATAACHMENTS	Dr.Anandkumar G Patil	Prosthodontics and Crown & Bridge
44	RPD - CLASSIFICATION	Dr.Raghunath Patil	Prosthodontics and Crown & Bridge
44	RPD - COMPONENTS	Dr.Ramesh Nayakar	Prosthodontics and Crown & Bridge
44	RPD – INTRODUCTION	Dr.Mahantesh B	Prosthodontics and Crown & Bridge
45	RPD - MAJOR CONNECTOR - MAXILLARY	Dr.Santosh Nelogi	Prosthodontics and Crown & Bridge

**DEPARTMENT OF ORTHODONTICS**

SL No	E – content(PPT's)/ Video lectures/ Demonstrations/Impartus/Blended learning	Name of the staff	Name of the department
<b>PPT's</b>			
1	1.COMPUTERS IN ORTHODONTICS	Dr. Tejashri Pradhan	<b>Department of Orthodontics</b>
2	2. PREVENTIVE AND INTERCEPTIVE ORTHODONTICS		
3	3. MODEL ANALYSIS AND STUDY MODELS		
4	PREVENTIVE AND INTERCEPTIVE ORTHODONTICS	Dr. Shenavi Keluskar K.M.	
5	2.SOLDERING AND WELDING		
6	3. ORTHOGNATHIC SURGERY (INTERGRATED CLASS WITH ORAL SURGERY)		
7	4. ORTHODONTIC FORCES AND BIOMECHANICS		
8	5. TISSUE RESPONSE TO ORTHODONTIC TOOTH MOVEMENT		
9	6. SURGICAL ORTHODONTICS		
10	7. TREATMENT FOR CLEFT LIP AND PALATE		
11	1.INTRODUCTON TO ORTHODONTICS WITH HISTORY	Dr. Roopa S Jatti	
12	2.POSTNATAL GROWTH OF MAXILLA AND MANDIBLE		
13	3.INTRODUCTION , LANDMARKS AND PLANES IN CEPHALOMETRICS		
14	4. DOWN'S AND TWEED'S ANALYSIS		
15	1.DEVELOPMENT OF DENTITION	Dr. Rohan S Hattarki	
16	2. DIAGNOSIS : ORTHODONTIC HISTORY, EXAMINATION, AND OTHER INVESTIGATIONS		
17	3. TREATMENT OF ANTERIOR OPEN BITE, DEEP BITE AND MIDLINE		


**ATTESTED**

156

*Dr. V.A. Kothiwale*  
Registrar


KLE Academy of Higher Education & Research,  
(Deemed-to-be-University) (UCC No. 1556)  
Belagavi, Karnataka

	DIASTEMA		<b>Department of Orthodontics</b>
18	4. RETENTION AND RELAPSE		
19	1. REMOVABLE ORTHODONTIC APPLIANCES AND HABIT BREAKING APPLIANCES	Dr. Anand B	
20	2. MYOFUNCTIONAL APPLIANCE: MODE OF ACTION AND CLASSIFICATION- ACTIVATOR AND BIONATOR		
21	3. TREATMENT PLANNING IN ORTHODONTICS&MANGEMENT OF CLASS I MALOCCLUSIONS		
22	1.MALOCCLUSION AND CLASSIFICATION	Dr. Amit	
23	2. HABITS		
24	3. ADULT ORTHODONTICS		
		Dr Trupti	
25	1.MALOCCLUSION AND CLASSIFICATION		
26	2. HABITS		
27	3. ADULT ORTHODONTICS		
28	1.ETIOLOGY OF MALOCCLUSION: LOCAL AND GENERAL FACTORS	Dr Devyani Desai	
29	2. GROWTH AND DEVELOPMENT - BASIC		
30	1.NORMAL OCCLUSION	Dr Adithi Rao	
31	2. ANCHORAGE AND CLASSIFICATION		
	<b>ONLINE CLASSES</b>		
1.	Cleft Lip and Palate	Dr K M Keluskar	<b>Department of Orthodontics</b>
2.	Case History in Orthodontics	Dr Tejashri Pradhan	
3.	Adult Orthodontics	Dr Trupti S Sadhunavar	
4.	Introduction to Cephalometrics (Odd Batch)	Dr Trupti S Sadhunavar	
5.	Steiner's analysis and Wit's appraisal	Dr Trupti S Sadhunavar	
6.	Case History in Orthodontics (Contd.)	Dr Tejashri Pradhan	
7.	Case Presentation/History Discussion of 4 cases	Dr Tejashri Pradhan	
8.	<b>OSCE/OSPE developed</b>	Dr Adithi Rao	


**ATTESTED**  
  
**Dr. V.A. Kothiwale**  
 Registrar  
 KLF Academy of Higher Education and Research,  
 Jai-to-be-University (Uls 2 of the UGC Act 1956)  
 Belagavi-590 010, Karnataka

**CONSERVATIVE DENTISTRY AND ENDODONTICS**


SL No	E – content(PPT's)/ Video lectures/ Demonstrations/Impartus/Blended learning	Name of the staff	Name of the department
361.	Fundamentals of cavity preparation	Dr Sneha	Conservative dentistry and endodontics
362.	Caries – Classification Caries – Definition, Etiology Caries – Theories Diagnosis Caries – Treatment Caries – Prevention	Dr Suresh	Conservative dentistry and endodontics
363.	Hand cutting Instruments Classifications, Nomenclature, Hand cutting instrument - Design, Formula, Care, Grasp, Rest	Dr Preeti	Conservative dentistry and endodontics
364.	Rotary cutting instruments-Burs, Diamond points, Rotary cutting instruments Design and Use	Dr Mateen	Conservative dentistry and endodontics
365.	Isolation – Classification , Different aids used Isolation – classification , rubber dam kit	Dr Sunita	Conservative dentistry and endodontics
366.	Matrices and Retainers	Dr Olivia	Conservative dentistry and endodontics
367.	Wedges and Separators	Dr suresh	Conservative dentistry and endodontics
368.	Pulp Protection	Dr Anand	Conservative dentistry and endodontics
369.	Inlay – Definitions , Inlay , onlay advantages disadvantages	Dr Olivia	Conservative dentistry and endodontics
370.	Inlay Principles of cavity preparation, wax pattern fabrication	Dr Sneha	Conservative dentistry and endodontics
371.	Anterior aesthetic restorative materials- Composites , Compomers, Ceramics	Dr Aniket	Conservative dentistry and endodontics

**ATTESTED**  
  
**Dr. V.A. Kothiwale**  
 Registrar  
 KLE Academy of Higher Education and Research,  
 (Deemed-to-be-University u/s 3 of the UCC Act 1956)  
 Belagavi-590 010, Karnataka

	Anterior aesthetic restorative materials- GIC Anterior aesthetic restorative materials- Compomers , ceramics		
372.	Management of Deep Carious Lesions- Indirect pulp capping, Management of Deep Carious Lesions- Direct pulp capping, Pulpotomy	Dr Sonal	Conservative dentistry and endodontics
373.	Introduction to Endodontics-Access cavity preparation and brief introduction of root canal instruments & materials	Dr Neha	Conservative dentistry and endodontics
374.	Overview of Dental Material	Dr olivia	Conservative dentistry and endodontics
375.	Silicate and copper Cement	Dr Olivia	Conservative dentistry and endodontics
376.	Zinc Phosphate + Zinc Silico Phosphate Cement	Dr Preeti	Conservative dentistry and endodontics
377.	Zinc Poly carboxylate Cement	Dr Anand	Conservative dentistry and endodontics
378.	Zinc Oxide Eugenol	Dr Sunita	Conservative dentistry and endodontics
379.	Zinc Oxide Eugenol Modifications	Dr sneha	Conservative dentistry and endodontics
380.	Glass Ionomer Cement ( Sandwich Technique )	Dr Shavina	Conservative dentistry and endodontics
381.	Resin Cement + Principles of cementations	Dr Aniket	Conservative dentistry and endodontics
382.	Liner and Bases , Varnish and Calcium hydroxide	Dr Mateen	Conservative dentistry and endodontics
383.	Guttapercha	Dr Anand	Conservative dentistry and endodontics
384.	Amalgam	Dr Sonal	Conservative dentistry and endodontics
385.	Amalgam Propertis	Dr Mateen	Conservative dentistry and endodontics
386.	Mercury Management	Dr Preeti	Conservative dentistry and


**ATTESTED**  
  
**Dr. V.A. Kothiwale**  
 Registrar  
 KLE Academy of Higher Education and Research,  
 (Deemed-to-be-University u/s of the UCC Act, 1956)  
 Belagavi-590 010, Karnataka

			endodontics
387.	Composite ( wasting diseases, pit and fissure, core buildup , veneering , orthodontics appliances)	Dt Avinash	Conservative dentistry and endodontics
388.	Indirect Composites	Dr Sunita	Conservative dentistry and endodontics
389.	Bonding Systems	Dr Neha	Conservative dentistry and endodontics
390.	Direct Filling Gold	Dr Suresh	Conservative dentistry and endodontics
391.	Examination –Diagnosis and treatment planning	Dr suresh	Conservative dentistry and endodontics
392.	Infection control in Conservative Dentistry and Endodontics	Dr Mateen	Conservative dentistry and endodontics
393.	Recent advances of isolation	Dr Sneha	Conservative dentistry and endodontics
394.	Control of pain during operative procedures	Dr Olivia	Conservative dentistry and endodontics
395.	Management of Gingival tissue during operative & procedures & Impression procedure	Dr Anand	Conservative dentistry and endodontics
396.	Contacts & contours	Dr Aniket	Conservative dentistry and endodontics
397.	Amalgam restorations- <ul style="list-style-type: none"> <li>• Complex amalgam restoration</li> <li>• Class II modifications</li> <li>• Pin retained amalgam</li> <li>• Bonded amalgam</li> </ul>	Dr Olivia Dr Avinash Dr Shavina Dr Shavina	Conservative dentistry and endodontics
398.	Wasting diseases & its management	Dr Olivia	Conservative dentistry and endodontics
399.	Definition –Aim and scope of Endodontics[ Short essay / Short answer ]	Dr Neha	Conservative dentistry and endodontics
400.	Diseases of the pulp and its management	Dr Neha	Conservative dentistry and endodontics
401.	Diseases of the periradicular tissue and	Dr Mateen	Conservative dentistry and endodontics

**ATTESTED**  
  
**Dr. V.A. Kothiwale**  
 Registrar  
 KLE Academy of Higher Education and Research,  
 (Deemed-to-be-University u/s 3 of the UGC Act, 1956)  
 Belagavi-590 010, Karnataka



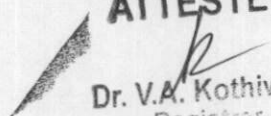
	management		
402.	Rationale of Endodontic treatment	Dr Anand	Conservative dentistry and endodontics
403.	Endodontic diagnosis	Dr Sonal	Conservative dentistry and endodontics
404.	Recent advances in endodontic diagnosis	Dr Olivia	Conservative dentistry and endodontics
405.	Case selection in Endodontics	Dr Sneha	Conservative dentistry and endodontics
406.	Endodontic hand Instruments sterilization /	Dr Sunita	Conservative dentistry and endodontics
407.	Direct filling Gold <ul style="list-style-type: none"> <li>• Indication ,contraindications</li> <li>• Various cavity designs and preparation of cavities ,types of Cohesive Gold</li> <li>• Principles of manipulation</li> <li>• Compaction techniques, finishing and polishing.</li> </ul>	Dr Preeti	Conservative dentistry and endodontics
408.	a) Fundamental concepts of enamel and dentin adhesion <ul style="list-style-type: none"> <li>• Basic concepts of adhesion</li> <li>• Enamel adhesion</li> <li>• Dentin adhesion</li> <li>• Development of dentin bonding systems</li> <li>• Current concept of bonding systems with clinical relevance</li> </ul> b) Introduction to composite restorations <ul style="list-style-type: none"> <li>• Types of composites</li> <li>• Important properties</li> <li>• Polymerization of composite</li> <li>• Indications</li> <li>• Contraindications</li> <li>• Advantages</li> <li>• Disadvantages</li> <li>• Material aspects</li> </ul> c) Direct Composite restorations <ul style="list-style-type: none"> <li>• Tooth preparation and restorative technique for Class I II III IV V and VI composite restorations</li> <li>• Repair of composite restorations</li> </ul>	Dr Avinash  Dr Mateen  Dr Neha	Conservative dentistry and endodontics

**ATTESTED**  
  
**Dr. V.A. Kothiwale**  
 Registrar  
 KLE Academy of Higher Education and Research,  
 (Deemed-to-be-University u/s 3 of the UGC Act, 1956)  
 Belagavi-590 010, Karnataka




	<ul style="list-style-type: none"> <li>involved tooth</li> <li>Stabilization of teeth after orthodontic treatment</li> </ul> <p>5) Conservative bridges</p> <ul style="list-style-type: none"> <li>Natural tooth pontic</li> <li>Denture tooth pontic</li> <li>Porcelain fused to metal pontic or all metal pontic with metal retainers</li> <li>All porcelain pontic</li> </ul>		
409.	Treatment of discolored teeth( Bleaching only)	Dr Mateen	Conservative dentistry and endodontics
410.	Endodontics –Periodontics - interrelation –classification and management.	Dr Suresh	Conservative dentistry and endodontics
411.	<p>Surgical Endodontics</p> <ul style="list-style-type: none"> <li>Case selection – indications /contraindications</li> <li>Incision and drainage Trephination</li> <li>Various flap designs for periradicular surgery</li> <li>Root end surgeries –Apicoectomy /curettage.</li> <li>Retrograde fillings – root resection and hemisection</li> <li>Bicuspidation (short essay /short answer)</li> <li>Reimplantation , Intentional</li> <li>Reimplantation . Transplantation <ul style="list-style-type: none"> <li>Endodontics Endosseous Implants</li> <li>Miscellaneous of Endodontics</li> <li>Use of Microscopes in Endodontics</li> </ul> </li> </ul>	Dr Aniket	Conservative dentistry and endodontics
412.	Root resorption – classification ,etiology & management ( in brief)	Dr Neha	Conservative dentistry and endodontics
413.	Traumatic teeth - Management only	Dr Sunita	Conservative dentistry and endodontics
414.	Endodontic emergencies and	Dr Sunita	Conservative dentistry and

**ATTESTED**

  
**Dr. V.A. Kothiwale** 163  
 Registrar  
 KLE Academy of Higher Education and Research,  
 (Deemed-to-be-University u/s 3 of the UGC Act 1956)  
 Bengaluru-560 010, Karnataka

	management		endodontics
415.	Single visit Endodontics	Dr Preeti	Conservative dentistry and endodontics
416.	Laser	Dr Olivia	Conservative dentistry and endodontics
417.	Air abrasion	Dr Sonal	Conservative dentistry and endodontics
418.	Veneers	Dr Sonal	Conservative dentistry and endodontics
419.	Gingival retraction methods	Dr Anand	Conservative dentistry and endodontics
420.	Anatomy of the pulp space (Internal anatomy of pulp chamber) Access opening and principles	Dr.Sonal	Conservative dentistry and endodontics
421.	Determination of working length / methods	Dr.Sneha	Conservative dentistry and endodontics
422.	Rotary Instruments for cleaning and shaping	Dr.Anand	Conservative dentistry and endodontics
423.	Preparation of root canal - Cleaning & Shaping	Dr.Preeti	Conservative dentistry and endodontics
424.	Disinfection of root canal	Dr.Avinash	Conservative dentistry and endodontics
425.	Intra canal medicaments and Irrigants used in Endodontics	Dr.Olivia	Conservative dentistry and endodontics
426.	Temporary filling materials	Dr.Olivia	Conservative dentistry and endodontics
427.	Microbiology as related to Endodontics <ul style="list-style-type: none"> <li>• Microbial flora and infected pulp</li> <li>• Various cultures tests - techniques -culture media interpretation</li> <li>• Antibiotic sensitivity</li> </ul>	Dr.Neha	Conservative dentistry and endodontics
428.	Obturing Materials – Classification and Description	Dr.Mateen	Conservative dentistry and endodontics
429.	Root Canal Sealer	Dr.Suresh	Conservative dentistry and endodontics
430.	Various techniques of root canal obturation including recent techniques and Repair	Dr.Avinash	Conservative dentistry and endodontics
431.	Procedural errors	Dr.Shavina	Conservative dentistry and endodontics
432.	Cast Gold restorations <ul style="list-style-type: none"> <li>• Definitions of Inlay and Onlay</li> <li>• Indications and Contraindications</li> <li>• Cavity designs for class II cast Gold inlay restorations, wax patterns</li> <li>• Spruing ,Investing and Casting</li> </ul>	Dr.Anand	Conservative dentistry and endodontics


**ATTESTED**

  
Dr. V.A. Kothiwale  
Registrar

164

KLE Academy of Higher Education and Research,  
(Deemed-to-be-University as per the UGC Act, 1956)  
Belagavi-590 010, Karnataka

	<ul style="list-style-type: none"> <li>• Seating ,Adjusting , Polishing of the Casting</li> <li>• Cementation</li> </ul>		

**ATTESTED**  
  
**Dr. V.A. Kothiwale**  
 Registrar  
 KLE Academy of Higher Education and Research,  
 (Deemed-to-be-University u/s 3 of the UGC Act, 1956)  
 Belagavi-590 010, Karnataka

### ORAL PATHOLOGY

Sl Number	E-Content (Ppt/Videolecture/Demonstrations/Impartus/Blended Learning)	Name Of Staff	Name Of Department
1.	Lecture taken online	All staff	Oral pathology
2	Ppt Sent For Prelims OSPE 1.1 st bds slides and specimens 2. 3 <sup>rd</sup> year slides and specimens	Dr Shweta Dr Manjula	Oral Pathology
4	Impartus Lecture	Dr Punnya Angadi	Oral Pathology
3	Video Of Demonstration Of Carving 1. Maxillary central incisor 2. Maxillary lateral incisor 3. Maxillary canine 4. Mandibular central incisor 5. Maxillary premolar	Dr Seema Hallikerimath	Oral Pathology

### PERIODONTICS

Sl. No.	E-Content (PPT's) Demonstration / impartus/ Blended learning	Name of the staff	Name of the Department
283.	Gingiva	Dr. Anita Raikar	Periodontics
284.	Periodontal ligament	Dr. Shruti Karvekar	Periodontics
285.	Cementum	Dr. Shweta H.	Periodontics
286.	Alveolar bone	Dr. Vilas Pattar	Periodontics
287.	Aging and periodontium	Dr. Neelamma S	Periodontics
288.	Plaque microbiology	Dr. Menaka K B	Periodontics
289.	Calculus & role of other predisposing factors	Dr. Abhishek Z	Periodontics
290.	Influence of systemic disorders and stress on the periodontium	Dr. Renuka M	Periodontics
291.	Basic Concepts of Immunity & Inflammation	Dr. Vinayak K	Periodontics
292.	Smoking & Periodontal diseases	Dr. Shaila K	Periodontics
293.	Periodontal medicine	Dr. Shruti Karvekar	Periodontics
294.	Oral Malodor	Dr. Vilas Pattar	Periodontics
295.	Dental Hypersensitivity	Dr. Neelamma S	Periodontics

**ATTESTED**

Dr. V.A. Kothiwale  
Registrar

KLE Academy of Higher Education and Research,  
Belagavi-593 010, Karnataka

166

296.	Acute Gingival Infections	Dr. Menaka K B	Periodontics
297.	Gingival Diseases in Childhood	Dr. Abhishek Z	Periodontics
298.	Defense mechanism of gingiva	Dr. Renuka M	Periodontics
299.	Gingival Inflammation	Dr. Shaila K	Periodontics
300.	Clinical features of gingivitis	Dr. Anita Raikar	Periodontics
301.	Gingival Enlargement	Dr. Shruti Karvekar	Periodontics
302.	Periodontal microbiology	Dr. Shweta H.	Periodontics
303.	Dental calculus	Dr. Menaka K B	Periodontics
304.	Classification of periodontal disease	Dr. Renuka M	Periodontics
305.	Evidence based decision making	Dr. Anita Raikar	Periodontics
306.	Epidemiology of gingival & periodontal disease	Dr. Renuka	Periodontics
307.	Desquamative gingivitis and Necrotizing ulcerative periodontitis,	Dr. Vilas Pattar	Periodontics
308.	Refractory periodontitis	Dr. Vilas Pattar	Periodontics
309.	The periodontal pocket	Dr. Shweta	Periodontics
310.	Bone loss and patterns of bone destruction	Dr. Shruti	Periodontics
311.	Chronic periodontitis	Dr. Vinayak	Periodontics
312.	Periodontitis as a manifestation of systemic diseases	Dr. Abhishek	Periodontics
313.	Aggressive periodontitis	Dr. Menaka	Periodontics
314.	AIDS and the periodontium	Dr. Neelamma	Periodontics
315.	Clinical diagnosis	Dr. Vilas Pattar	Periodontics
316.	Radiographic AIDS in the diagnosis of PDL disease	Dr. Shweta	Periodontics
317.	Advanced diagnostic techniques	Dr. Shruti	Periodontics
318.	Risk assessment	Dr. Shaila	Periodontics
319.	Levels of clinical significance	Dr. Renuka	Periodontics
320.	Determination of prognosis	Dr. Vinayak	Periodontics
321.	Rationale for periodontal treatment	Dr. Abhishek	Periodontics
322.	Treatment plan	Dr. Abhishek	Periodontics
323.	Periodontal therapy in female patient	Dr. Menaka	Periodontics
324.	Periodontal treatment of medically compromised patients	Dr. Neelamma	Periodontics
325.	<b>Non Surgical Therapy</b> - Phase I Periodontal Therapy Plaque control for the Periodontal Patient – scaling & Root Planning	Dr. Shaila K	Periodontics
326.	Chemotherapeutic Agents : Local Delivery of Antibiotics	Dr. Vilas Pattar	Periodontics
327.	Host Modulation Agents	Dr. Neelamma S	Periodontics
328.	Periodontal splints	Dr. Menaka K B	Periodontics
329.	Sonic & Ultrasonic Instrumentation, Supragingival & Subgingival Irrigations	Dr. Abhishek Z	Periodontics


**ATTESTED**

Dr. V.A. Kothiwale  
Registrar  
KLE Academy of Higher Education and Research  
(Deemed-to-be-University u/s 3 of the UBC Act, 1956)  
Belagavi-590 010, Karnataka

167

330.	Gingival Surgical Techniques	Dr. Shruti K	Periodontics
331.	Gingival Curettage	Dr. Shruti K	Periodontics
332.	The Periodontal Flap	Dr. Vilas Pattar	Periodontics
333.	Suturing Technique	Dr. Neelamma S	Periodontics
334.	Gingivectomy	Dr. Shruti K	Periodontics
335.	Resective Osseous Surgery	Dr. Menaka K B	Periodontics
336.	Furcation: Involvement & Treatment	Dr. Vinayak K	Periodontics
337.	Periodontal Plastic & Esthetic Surgery	Dr. Renuka M	Periodontics
338.	Supportive Periodontal Treatment	Dr. Neelamma S	Periodontics

**ATTESTED**

  
**Dr. V.A. Kothiwale**  
 Registrar

168

KLE Academy of Higher Education and Research,  
 (Deemed-to-be-University u/s 3 of the UGC Act, 1956)  
 Belagavi-590 010, Karnataka



### List of E content as Video lectures, developed by the faculty

Institute has developed Various E contents for the purpose of ease in the process of teaching-learning. The Link for the access of video lectures is : <https://www.kleayurworld.edu.in/ekalavaya-self-learning/>. The Animated lectures are also used by various departments. The list of animated lectures is also attached.

#### List Of Video Lectures

Sl. No.	Topic Name	Video Code	Name Of The Faculty
<b>Ayurveda Samhita&amp; Siddhanta</b>			
1.	Introduction To Concept Of Guna	Kleayu/Ass-0001	Dr Prabhakar B Hegade
2.	Pratyaksha Pramana	Kleayu/Ass-0002	Dr M G Yaligar
3.	Pachabhaoutika Dravya	Kleayu/Ass-0003	Drsumhit
4.	Utpattisthānāni	Kleayu/Ass-0004	Prashantgaonkar
<b>Sharirrachana</b>			
5.	Introduction To Sroto Shareera	Kleayu/Sr-0051	Dr M B Ramannavar
6.	Concept Of Marma	Kleayu/Sr-0052	Drb.B.Desai
7.	Sandhi Shareera	Kleayu/Sr-0053	Dr Anjuuppin
<b>Sharirkriya</b>			
8.	Concept Of Vata Doshs	Kleayu/Sk-0101	Drvinodgurav
9.	Pitta Dosha	Kleayu/Sk-0102	Drusharani S
10.	Kapha Dosha	Kleayu/Sk-0103	Drkadambarisolkure
<b>Rognidan Avum Vikrit Vigyan</b>			
11.	Screening Aetiopathogenesis Of Amavata	Kleayu/Rn-0151	Dr.Manjulakivadasannavar
12.	Grudrasi	Kleayu/Rn-0152	Drhemala S
13.	Prameha	Kleayu/Rn-0153	Dr. Keertan. M. S
14.	Introduction To ज्वर	Kleayu/Rn-0154	Dr Mahesh Hirulal
<b>Prasutitantra Evum Stiroga</b>			
15.	Stree Vandhyatwa	Kleayu/Pt-0201	Dr Nayanabhagat
16.	Prasava / Labor	Kleayu/Pt-0202	Dr Girija S
17.	Sutika Paribhasha , Kala And	Kleayu/Pt-0203	Dr Gayatri Hubli

Paricharya			
<b>Dravyaguna Vigyana</b>			
18.	Guna- Definition, Classification	Kleayu/Dg-0251	Drvedantam G
19.	Paradi Guna	Kleayu/Dg-0252	Dr. Prasannav.Savanur
20.	Introduction To Rasa	Kleayu/Dg-0253	Dradaveshholeyache
21.	Concept Of Vipaka In Ayurveda	Kleayu/Dg-0254	Dr. Divya Khare
22.	Veerya	Kleayu/Dg-0255	Dr Arunchogule
<b>Rasashastra &amp; Bhasajyakalpana</b>			
23.	Concept Of Pottali Rasayana	Kleayu/Rs- 0301	Dr R S Hiremath
24.	Concept Of Puta	Kleayu/Rs- 0302	Dr P G Jadar
25.	Age Old Pharmacovigilance Practice In Ayurveda	Kleayu/Rs- 0303	Dr.Rajeshwari V. Kamat
26.	Kupipakwa Rasayana	Kleayu/Rs- 0304	Drveenakupati
	Sneha Kalpana	Kleayu/Rs- 0305	Drgeeta G Gadad
<b>Agadatantra Avum Vidhivyana</b>			
27.	Vishakt Aahar Pariksha	Kleayu/At-0351	Dr M B. Gundakale
28.	Classification & Identification Of Sarpa	Kleayu/At-0352	Drshrutikakaroshi
29.	Visha Utpatti And Bheda	Kleayu/At-0353	Drrudramhiremath
30.	Kaumarbhritya		
31.	Introduction, Definitions And Importance Of Kaumarabhritya	Kleayu/Kb-0401	Drveenatonni
32.	Vayo Bheda	Kleayu/Kb-0402	Dr. Kaveri . N. Hulyalkar
33.	Equipments And Instruments In Navajata Paricharya	Kleayu/Kb-0403	Dr Aziz Arabar
34.	Phakka Roga	Kleayu/Kb-0404	Dr.Akshaygurav
<b>Kayachikitsa</b>			
35.	Treatment Principles Of Taruna Jwara	Kleayu/Kc-0451	Dr.Prachi Mehta
36.	Ashmari Nidana Panchaka	Kleayu/Kc-0452	Dr Uma Shetti
<b>Diagnosis Of Kushta Roga</b>			
37.	Kampavata	Kleayu/Kc-0454	Dr.Kashavva V. Hiremath
38.	Satwa Pariksha	Kleayu/Kc-0455	Dr B R Tubaki

**ATTESTED**

Shahapur, Belagavi – 590 003, Karnataka, India

Phone: +91 831 2486286 Fax: +91 831 2424157

Website: www.kleayurworld.edu.in,

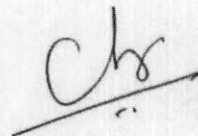
Email: bmkprincipal.kaher@kleayurworld.edu.in

**Dr. V.A. Kothiwale**  
Registrar

KLE Academy of Higher Education and Research,  
(Deemed-to-be-University under the UGC Act. 1956)  
Belagavi-590 003, Karnataka

IMPARTING AYURVEDA EDUCATION SINCE 1933

39.	Shuklagataroga		Dr. A. B. Biradar
40.	Shalayatana/Sangyahan		
41.	Principles Of Orthopedics In Ayurveda	Kleayu/St-501	Dr.Rameshkilledar
42.	Arśa (Haemorrhoids)	Kleayu/St-502	Dr Lakshmikant
<b>Shalkyatantra</b>			
43.	Netra Sandhigata Roga	Kleayu/St-0551	Drmegnapatil
44.	Karnasrava And Its Management	Kleayu/St-0552	Drsavitaangadi
45.	Ardhavabhedaka	Kleayu/St-0553	Dr.Vaishali J. Pawar
46.	Karna Roga	Kleayu/St-0554	Dr K S Sangolli
<b>Panachakarma</b>			
47.	Introduction To Vamana	Kleayu/Pk-0601	Drmadhushri
48.	Introduction To Snehana Theapy	Kleayu/Pk-0602	Dr. Ashwinipatil
49.	Basti Karma	Kleayu/Pk-0603	Drrajshekar S
50.		KLEAYU/PK-0604	Drviswanathwasedar
51.	Swedana Karma	Kleayu/Pk-0605	Dr Pradeep L G
<b>Swasthavritta &amp; Yoga</b>			
52.	Non Communicable Diseases	Kleayu/Sw-0651	Dr.Ashokpatil
53.	Pranayam	Kleayu/Sw-0652	Drsanddepsagare
54.	Ahara Vidhi Vidhana	Kleayu/Sw-0653	Dr Amrutakalyani
55.	Balavruddikar & Balkshayakar	Kleayu/Sw-0654	Drsanjeevtonni
56.	Ashta Ahara Vidhi Visesha Ayathana	Kleayu/Sw-0655	Dr .Amal S Chandran
57.	Kustha Chikitsa		Drhampamma



Principal  
Shri. BMK Ayurveda Mahavidyalaya  
Shahapur Belagavi  
A Constituent Unit of KAHER

**ATTESTED**

Dr. V.A. Kothiwale  
Registrar

KLE Academy of Higher Education and Research,  
(Deemed-to-be-University under Section 3 of U.C. Act. 1956)  
Belagavi-590 003, Karnataka

Shahapur, Belagavi – 590 003, Karnataka, India  
Phone: +91 831 2486286 Fax: +91 831 2424157

Website: www.kleayurworld.edu.in, Email: bmkprincipal.kaher@kleayurworld.edu.in 171

#### Animated Video/PPT Lectures Used In The Respective Departments

Sl.No	Name of the E Content	Department	Staff involved in the E-content development
1.	Pandu	Kayachikitsa	Dr. Basavaraj R Tubaki Dr. Kashavva V Hiremath Dr. Suketa Kumar
2.	LohaBhasma	Rasa Shastra Bhaishajya Kalpana	Dr. R. S. Hiremath Dr. Geeta Gadad Dr. Veena Kupati
3.	Asta Ahara Vidhi VishesaAyatana	Swastha Vritta	Dr. Ashok Dr.Sandeep Sagare Dr.Amal chandran Dr.Sanjeev Tonni
4.	Guduchi	Dravyaguna Vigyana	Dr. PrassannaSavanur Dr.ArunChougale
5.	Abhyanga in Children	Kaumarabhritya	Dr.Azizahmed Arbar Dr. Veena K.H. Dr. PankajaSavanur
6.	Agni Karma	Shalya Tantra	Dr. Pradeep S Shindhe Dr. Laxmikant D.
7.	Amalaki	Dravyaguna Vijnana	Dr.GiridharVendantum Dr. DivyaKhare
8.	Amavata	Kayachikitsa	Dr. Basavaraj R Tubaki Dr. Kashavva V Hiremath Dr. Suketa Kumar
9.	Anna Lepa	Panchkarma	DrPradeep L Grampurohit Dr Rajashekhar V Sanapeti
10.	AnnavahaSrotas	Sharir Kriya	Dr. Vinod G Dr. Kadambari Solunkare
11.	Anuvasana Basti in Children	Kaumarabhritya	Dr.Azizahmed Arbar Dr. Vidya Arali

**ATTESTED**

Dr. V.K. Kothiwale

Registrar

Shahapur, Belagavi – 590 003, Karnataka, India

Phone: +91 831 2486286 Fax: +91 831 2424157

Website: www.kleayurworld.edu.in,

Email: bmkprincipal.kaher@kleayurworld.edu.in

KLE Academy of Higher Education and Research  
(Deemed-to-be-University u/s 3 of the UGC Act, 1956)  
590 003, Karnataka

			Dr. Kaveri Hulyalkar
12.	Atisara	Kayachikitsa	Dr. Kashavva V Hiremath Dr. Suketa Kumar Dr. Hamapamma
13.	Bhallataka	Dravyaguna Vijnana	Dr. PrassannaSavanur Dr. ArunChougale
14.	Congenital Ano-rectal Anomalies	Kaumarabhritya	Dr. Azizahmed Arbar Dr. Veena K.H. Dr. PankajaSavanur
15.	Development	Kaumarabhritya	Dr. Azizahmed Arbar Dr. Vidya Arali Dr. Kaveri Hulyalkar
16.	NamaroopaVijnana	Dravyaguna Vijnana	Dr. GiridharVendantum Dr. DivyaKhare Dr. AdaveshHolyache
17.	Kamala	Kayachikitsa	Dr. Basavaraj R Tubaki Dr. Kashavva V Hiremath Dr. Suketa Kumar
18.	Kushta	Kayachikitsa	Dr. Kashavva V Hiremath Dr. Suketa Kumar Dr. Hamapamma
19.	Jalauka	Shalya Tantra	Dr. Pradeep S Shindhe Dr. Santosh Y M
20.	Kushtha	Kayachikitsa	Dr. Basavaraj R Tubaki Dr. Kashavva V Hiremath
21.	Lepa in children	Kaumarabhritya	Dr. Azizahmed Arbar Dr. Vidya Arali Dr. Kaveri Hulyalkar
22.	Mandukparni	Dravyaguna Vijnana	Dr. GiridharVendantum Dr. DivyaKhare Dr. AdaveshHolyache

**ATTESTED**

Dr. V. A. Kothiwale  
Registrar

23.	Nadi Sweda	Panchkarma	DrPradeep L Grampurohit Dr Rajashekhar V Sanapeti
24.	Nimba	Dravyaguna Vijnana	Dr.GiridharVendantum Dr. DivyaKhare Dr. AdaveshHolyache
25.	Nasya In Children	Kaumarabhritya	Dr.Azizahmed Arbar Dr. Veena K.H. Dr. PankajaSavanur
26.	Neonatal Jaundice	Kaumarabhritya	Dr.Azizahmed Arbar Dr. Vidya Arali Dr. Kaveri Hulyalkar
27.	Nephrotic Syndrome	Kayachikitsa	Dr. Kashavva V Hiremath Dr. Suketa Kumar Dr. Hamapamma
28.	Netra Tarpana	Panchkarma	DrPradeep L Grampurohit Dr Rajashekhar V Sanapeti
29.	Normal Labour	StreeRogaPrasuti Tantra	Dr. Girija Dr.Gayatri
30.	Paediatric Procedures	Kaumarabhritya	Dr.Azizahmed Arbar Dr. Vidya Arali Dr. Kaveri Hulyalkar
31.	PEM	Kaumarabhritya	Dr.Azizahmed Arbar Dr. Veena K.H. Dr. PankajaSavanur
32.	ICT Basti	Panchkarma	DrPradeep L Grampurohit Dr Rajashekhar V Sanapeti
33.	Prameha	Kayachikitsa	Dr. Kashavva V Hiremath Dr. Suketa Kumar Dr. Hamapamma
34.	Proximal Humerus Fracture	Shalya Tantra	Dr. Laxmikant D. Dr Ramesh Killedar
35.	Rasa Dhatu	Sharir Kriya	Dr. Vinod G Dr. Kadambari Solunkare

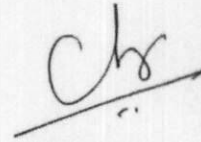
ATTESTED

36.	Rasa Dhatu-2	Sharir Kriya	Dr. Vinod G Dr. Kadambari Solunkare
37.	Rasashala	Rasa Shastra Bhaishajya Kalpana	Dr. R. S. Hiremath Dr. Geeta Gadad Dr. Veena Kupati
38.	Rectum	Sharir Rachna	Dr M. B. Ramannavar Dr B. B. Desai
39.	Sameerpannaga Rasa	Rasa Shastra Bhaishajya Kalpana	Dr. R. S. Hiremath Dr. Geeta Gadad Dr. Veena Kupati
40.	Haridra	Dravyaguna Vijnana	Dr.GiridharVendantum Dr. DivyaKhare Dr. AdaveshHolyache
41.	SarvangaPareesheka in Children	Kaumarbhritya	Dr.Azizahmed Arbar Dr. Vidya Arali Dr. Kaveri Hulyalkar
42.	Ashoka	Dravyaguna Vijnana	Dr.GiridharVendantum Dr. DivyaKhare Dr. AdaveshHolyache
43.	ShashtikaShaliPinda Sweda in children	Kaumarabhritya	Dr.Azizahmed Arbar Dr. Vidya Arali Dr. Kaveri Hulyalkar
44.	Shirodhara in children	Kaumarabhritya	Dr.Azizahmed Arbar Dr. Veena K.H. Dr. PankajaSavanur
45.	Shiropichu in Children	Kaumarabhritya	Dr.Azizahmed Arbar Dr. Vidya Arali Dr. Kaveri Hulyalkar
46.	Shwasa	Kayachikitsa	Dr. Kashavva V Hiremath Dr. Suketa Kumar Dr. Hamapamma
47.	Sutikagara	StreeRogaPrasuti Tantra	Dr. Girija Dr. Gayatri

**ATTESTED**

**Dr. V.A. Kothiwale**  
Registrar

48.	Talu	Shalakya Tantra	Dr. Savita Angadi Dr. K. S. Sangolli
49.	Thala Dhara in Children	Kaumarabhritya	Dr. Azizahmed Arbar Dr. Veena K.H. Dr. PankajaSavanur
50.	Upajivhika	Shalakya Tantra	Dr. Savita Angadi Dr. K. S. Sangolli
51.	Upanaha in children	Kaumarabhritya	Dr. Azizahmed Arbar Dr. Vidya Arali Dr. Kaveri Hulyalkar
52.	Veshtana in Children	Kaumarabhritya	Dr. Azizahmed Arbar Dr. Veena K.H. Dr. PankajaSavanur
53.	PhakkaRoga	Kaumarabhritya	Dr. Azizahmed Arbar Dr. Vidya Arali Dr. Kaveri Hulyalkar



**Principal**  
Shri. BMK Ayurveda Mahavidyalaya  
Shahapur Belagavi  
A Constituent Unit of KAHER

**ATTESTED**  
Dr. V.A. Kothiwale  
Registrar  
KLE Academy of Higher Education and Research,  
Deemed-to-be-University Unit of the UGC (Aut. 12/17)  
Belagavi-590 003, Karnataka



# KLE College of Pharmacy

A Constituent Unit of


## KLE Academy of Higher Education and Research

(Deemed-to-be University established u/s 3 of the UGC Act, 1956)

Accredited 'A' Grade by NAAC (2<sup>nd</sup> Cycle) Placed in Category 'A' by MHRD (Gol)

JNMC Campus, Nehru Nagar, Belagavi – 590 010, Karnataka, India

(Recognized by PCI, AICTE)



Phone: 0831-2471399

Fax: 0831-2472387 Web: <http://www.klepharm.edu> E-mail: [principal@klepharm.edu](mailto:principal@klepharm.edu)

Ref. No. KLE / COP/

Date: 8<sup>th</sup> July 2020

### List of E-Content Development by Faculty

S. No	Name of the Faculty	Designation	Topic	Category
<b>Department of Pharmacology</b>				
1	Dr. N.A. Khatib	Prof & Head	Cellular Adaptations	Theory
2	Dr. B.M Patil	Professor	Volume of Distribution	Theory
3	Dr. V.P Rasal	Professor	Formation of Urine	Theory
4	Mr. Sanjay Ugare	Assistant Professor	Cholinergic System	Theory
5	Mr. Prakash Biradar	Assistant Professor	Diuretics	Theory
6	Mr. Namit K	Assistant Professor	Rational Use of medicines	Theory
<b>Department of Pharmaceutical Chemistry</b>				
1	Dr. S.G Alegaon	Prof & Head	Interpretation of FTIR	Theory
2	Dr. Mahesh S Palled	Professor	H.P.L.C	Theory
3	Dr. Meenaxi Maste	Associate Professor	D.S.C	Theory
4	Dr. Preeti Salve	Assistant Professor	Physiochemical Properties of Biological Compound	Theory
5	Mr. Akash Saxena	Assistant Professor	Oral Hypoglycemic agents	Theory
6	Mr. Kiran N Gaikwad	Assistant Professor	Limit Test for Iron	Practical
7	Ms. Rohini Kavalapure	Assistant Professor	Demonstration of Chem Draw	Demonstration
8	Mr. Shailendra Suryawanshi	Assistant Professor	1) Analytical Constants for oils and fats 2) Bio flavanoids as inhibitors of COVID-19	Theory
9	Ms Pavitra Hegde	Assistant Professor	Introduction to Chromatography	Theory
10	Mr. Veer Kumar Japti	Assistant Professor	Limit Test for Sulphates	Theory

**ATTESTED**  
**Dr. V.A. Kothiwale**  
 Registrar  
 KLE Academy of Higher Education and Research,  
 Deemed-to-be University U/s 3 of the UGC Act, 1956  
 Belagavi-590 010, Karnataka

# KLE College of Pharmacy

A Constituent Unit of

## KLE Academy of Higher Education and Research

(Deemed-to- be University established u/s 3 of the UGC Act, 1956)


Accredited 'A' Grade by NAAC (2<sup>nd</sup> Cycle) Placed in Category 'A' by MHRD (GoI)

JNMC Campus, Nehru Nagar, Belagavi – 590 010, Karnataka, India

(Recognized by PCI, AICTE)

Phone: 0831-2471399

Fax: 0831-2472387 Web: <http://www.klepharm.edu> E-mail: [principal@klepharm.edu](mailto:principal@klepharm.edu)



Ref. No. KLE / COP/

Date: 8<sup>th</sup> July 2020

Department of Pharmacognosy				
1	Dr. K.S Patil	Prof & Head	Adulterants in crude drugs	Theory
2	Dr. M.B Patil	Professor	Transverse Section of Organized Crude Drug	Practical
3	Dr. Pramod H J	Professor	Cinnamon and its characters	Theory
4	Mr. D.N Sastry	Assistant Professor	Basics of Bio reactors Design	Theory
5	Mrs. Sneha Patil	Assiatsnt Professor	Extraction and Isolation techniques in Herbal Drug Research.	Theory
Department of Pharmaceutics				
1	Mrs. R.S Masareddy	Prof & Head	1. Emulsions 2. Tablet Compression	Theory
2	Dr. P.M Dandagi	Professor	Gastro retentive drug delivery system	Theory
3	Mr. U.B Bolmal	Assistant Professor	Pharmacokinetic parameters	Theory
4	Dr. Sachin Patil	Associate Professor	1. Introduction to Dosage forms	Theory
5	Dr. Archana Patil	Assistant Professor	1. Basic Components and approaches of Transdermal Drug Delivery system. 2. Trans dermal Drug Delivery System	Theory
6	Mr Sujay H	Assistant Professor	1. Liquid Dosage form monophasic 2. Prescription	Theory
7	Ms Umashree K	Assistant Professor	1. Control and Sustained Drug delivery system 2. Spurious Drugs	Theory
Department of Quality Assurance				
1	Dr. V.S Mannur	Prof & Head	Posology	
2	Dr. V.S Mastiholimath	Professor	Pharmacy Act 1948	
3	Mrs. Anjana Adhyapak	Assistant Professor	Liquid Mixing and Vortex formation	Theory
4	Mrs B.R Sharannavar	Assistant Professor	Contract Management	Theory
5	Mr. Girish B	Assistant Professor	Packaging of Pharmaceutical Products	Theory

**ATTESTED**

**Dr. V.A. Mothiwale**  
Registrar  
KLE Academy of Higher Education and Research,  
Deemed-to-be-University u/s 3 of the UGC Act, 1956  
Belagavi-590 010, Karnataka



# KLE College of Pharmacy

A Constituent Unit of


## KLE Academy of Higher Education and Research

(Deemed-to-be University established u/s 3 of the UGC Act, 1956)

Accredited 'A' Grade by NAAC (2<sup>nd</sup> Cycle) Placed in Category 'A' by MHRD (Gol)

JNMC Campus, Nehru Nagar, Belagavi – 590 010, Karnataka, India

(Recognized by PCI, AICTE)



Phone: 0831-2471399

Fax: 0831-2472387 Web: <http://www.klepharm.edu> E-mail: [principal@klepharm.edu](mailto:principal@klepharm.edu)

Ref. No. KLE / COP/

Date: 8<sup>th</sup> July 2020

Department of Pharmacy Practice				
1	Mrs. Sashikala Wali	Assistant Professor	Informed Consent process in clinical research	Theory
2	Ms. Manjula G	Assistant Professor	Patient Counselling	Theory
3	Dr. Anushree Deshpande	Assistant Professor	Drug and Food Interactions with Vit.K Antagonist	Theory
4	Dr. Ramesh Bhandari	Assistant Professor	Clinical Pharmacy	
	Ms Aishwarya H	Assistant Professor	Communicable diseases	Theory
5	Ms. Sowmya Spoorthi	Assistant Professor	1. Hospital and clinical Pharmacy 2. Introduction to Clinical Pharmacy.	Theory

Total: 45

Theory: 42

Practical: 02

Demonstration: 1



*Principal*

**PRINCIPAL**

KLE College of Pharmacy

BELAGAVI - 10.

**ATTESTED**

*Dr. V.A. Kothiwale*  
**Registrar**

KLE Academy of Higher Education and Research,  
Deemed-to-be-University u/s 3 of the UGC Act, 1956,  
Belagavi-590 010, Karnataka



# KLE COLLEGE OF PHARMACY

Vidyanagar, HUBBALLI - 580 031, Karnataka

A constituent unit of

KLE Academy of Higher Education and Research, Belagavi  
(Deemed-to-be-University)




☎ : 0836-2373174, Fax No.0836-2371048, Web: <http://www.klescoph.org>, Email: [principal.klescoph@gmail.com](mailto:principal.klescoph@gmail.com)  
[princpharmhbl@kledeemeduniversity.edu.in](mailto:princpharmhbl@kledeemeduniversity.edu.in)

2.4.4: List of e-contents/digital notes of the selective topics from the respective semester curriculum prepared by the faculties.

## SYLLABUS RS2 (2013-14)

Sl. No.	Faculty Name	Subject	Title	Year
1	DR.S.P.HIREMATH	Pharmaceutics	Introduction to various pharmaceutical dosage forms	I B.Pharm
2	DR.S.S.HONNALLI	Pharmaceutical Inorganic Chemistry	Antimicrobials	I B.Pharm
3	DR.AHM VISWANATH S.	Pharmacotherapeutics	Pharmacotherapy of Congestive Cardiac Failure	IV B.Pharm
4	SHRI.R.V.KARADI	Pharmacognosy and Phytochemistry	Scope and development of Pharmacognosy	II B.Pharm
5	DR.P.C.GADAD	Pharmacology - I	Signal transduction of GPCRs	III B.Pharm
6	DR.M.B.PALKAR	Biochemistry	Enzymes	II B.Pharm
7	DR.(SMT.)F.S.DASANAKOPPA	Pharmaceutical engineering	Size reduction mills and Pharmaceutical relevance of size reduction	II B.Pharm
8	DR.P.M.RONAD	Pharmaceutical Organic Chemistry	SN1 reaction and mechanism	I B.Pharm
9	DR.(SMT.)K.S.AKKI	Pharmacognosy and Phytochemistry II	Methods of Extraction	II B.Pharm
10	DR.H.N.SHOLAPUR	Pharmaceutical Microbiology	Morphology of bacteria	II B.Pharm
11	MRS.A.A.ANKALIKAR	Medicinal Chemistry	Anti anginal agents	III B.Pharm
12	DR.G.A.HAMPANNAVAR	Pharmaceutical Analysis	UV Spectroscopy	IV B.Pharm
13	DR.B.M.DINNIMATH	Medicinal Chemistry I	Cholinergics	III B.Pharm
14	SHRI.S.K.NIMBAL	Pathophysiology	Pathogenesis of Cell injury	III B.Pharm
15	SHRI.N.M.JEEDI	Human Anatomy and Physiology	Structure of Heart	III B.Pharm

**ATTESTED**  
Dr. V.A. Kashiwale  
Registrar



Accredited 'A' Grade by NAAC (2<sup>nd</sup> Cycle)

Placed in Category 'A'

Recognised by Government of Karnataka

B.Pharm. Course Accredited by National Board of Accreditation (NBA)

Approved by Pharmacy Council of India (PCI) & All India Council for Technical Education (AICTE), New Delhi

KLE Academy of Higher Education and Research,  
Deemed-to-be-University Dis 3 of the UGC Act. 1956)  
Belagavi-590 010, Karnataka



# KLE COLLEGE OF PHARMACY

Vidyanagar, HUBBALLI - 580 031, Karnataka

A constituent unit of

KLE Academy of Higher Education and Research, Belagavi  
(Deemed-to-be-University)




☎ : 0836-2373174, Fax No.0836-2371048, Web: <http://www.klescoph.org>, Email: [principal.klescoph@gmail.com](mailto:principal.klescoph@gmail.com)  
[princpharmhbl@kledeemeduniversity.edu.in](mailto:princpharmhbl@kledeemeduniversity.edu.in)

16	MS.V.V.NAGATHAN	Physical Pharmaceutics I	pH, buffer & Isotonic solutions	II B.Pharm
17	SHRI.S.B.PATIL	Pharmacology II	Pharmacology of Beta Lactum Antibiotics	III B.Pharm
18	Dr. S. B. NYAMAGOUD	Clinical Trials and Research Methodology	Drug Utilization Evaluation	IV B.Pharm
19	Dr. PRADEEP KUMAR M.R.	Medicinal Chemistry-II	Antihyperlipidemic agents	IV B.Pharm
20	MS.P.S.AKKI	Industrial Pharmacy-I	Parentrals	IV B.Pharm
21	MRS.L.A.PATTANASHETTI	Pharmacology II	Pharmacology of Oral Hypoglycemic Agents	III B.Pharm

## SYLLABUS RS3 (2017-18)

Sl. No.	Faculty Name	Subject	Title	Year
1	DR.S.P.HIREMATH	Pharmaceutics	Pharmaceutical incompatibilities	I B.Pharm
2	DR.S.S.HONNALLI	Pharmaceutical Inorganic Chemistry	Acidifiers/Antacids	I B.Pharm
3	SHRI.R.V.KARADI	Pharma biotechnology	Fermentation process	III B.Pharm
4	DR.P.C.GADAD	Pharmacology I	General Anesthetics	II B.Pharm
5	DR.M.B.PALKAR	Biochemistry	Aerobic and anaerobic Glycolysis	I B.Pharm
6	DR.(SMT.)F.S.DASANAKOPPA	Novel Drug Delivery Systems	Concept of novel drug delivery system and applications	IV B.Pharm
7	DR.P.M.RONAD	Pharmaceutical Organic Chemistry	Pharmaceutical Organic Chemistry	II B.Pharm
8	DR.(SMT.)K.S.AKKI	Herbal Drug technology	Herbal formulations	III B.Pharm
9	DR.H.N.SHOLAPUR	Pharmaceutical Microbiology	Replication of virus	II B.Pharm
10	MRS.A.A.ANKALIKAR	Medicinal Chemistry	Anti-protozoal agents	III B.Pharm
11	DR.G.A.HAMPANNAVAR	Pharmaceutical Analysis	UV Spectroscopy Instrumentation	IV B.Pharm



Accredited 'A' Grade by NAAC (2<sup>nd</sup> Cycle)

Recognised by Government of Karnataka

B.Pharm. Course Accredited by National Board of Accreditation (NBA)


Approved by Pharmacy Council of India (PCI) & All India Council for Technical Education (AICTE), New Delhi

Placed in Category 'A' by MHRD (Higher Education and Research, UGC Act. 1956)

KLE Academy of Higher Education and Research, Deemed-to-be-University, uls 3 of the UGC Act. 1956, Belagavi-590 010, Karnataka

**ATTESTED**  
Dr. V.A. Kothiwale  
Registrar

12	DR. B. M. DINNIMATH	Pharmaceutical Jurisprudence	D&C Act	III B.Pharm
13	SHRI. S. K. NIMBAL	Pathophysiology	Cellular adaptations	I B.Pharm
14	SHRI. N. M. JEEDI	Human Anatomy and Physiology	Physiology of Urine Formation	I B.Pharm
15	MS. V. V. NAGATHAN	Physical Pharmaceutics II	Solubility of drugs	II B.Pharm
16	SHRI. S. B. PATIL	Pharmacology III	Antihypertensive agents	III B.Pharm
17	Dr. PRADEEP KUMAR M.R.	Medicinal Chemistry III	Anti-infective agents	III B.Pharm
18	MS. P. S. AKKI	Industrial Pharmacy	Preformulation Study	IV B.Pharm
19	MRS. L. A. PATTANASHETTI	Pharmacology III	Pharmacology of Anti-Asthmatic drugs	III B.Pharm
20	DR. YOGESH HIREMATH	Pharmacy Practice	Pharmacokinetic Interactions	IV B.Pharm



*[Signature]*  
Principal  
KLE College of Pharmacy  
(A constituent unit of KLE Academy  
of Higher Education & Research)  
Vidyanagar, HUBBALLI - 580 031

**ATTESTED**  
*[Signature]*  
Dr. V. A. Kothiwale  
Registrar  
KLE Academy of Higher Education and Research,  
(Deemed-to-be-University u/s 3 of the UGC Act. 1956)  
Belagavi-590 010, Karnataka



**List of training programs for development of e contents**

2015 -2020

Sl. No.	Development of e content
1.	Power point presentation a) Semi solids, NABL b) Phenols and Aromatic amines c) Benzene and its derivatives, Histamines and Antihistamines d) Astringents , Column chromatography e) Isolation f) Diuretics g) OTC , Generic drugs h) Drugs acting on congestive heart failure ,Pathophysiology of stroke i) Anatomy and physiology of GIT affecting drug absorption j) Cancer
2.	You Tube Video recordings – Curcumin and Neem Patent
3.	Zoom related recordings a) Blood and erythropoiesis b) Bacterial growth media c) Pharmacognosy and phytochemistry d) Viral morphology and classification e) Limit test f) National accreditation board for testing and calibration laboratories g) Benzene and its derivatives h) Drug regulatory authority/ regulatory bodies

**ATTESTED**

Dr. V.K. Kothiwale  
Registrar

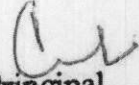
KLE Academy of Higher Education and Research,  
Deemed-to-be-University u/s 3 of the UGC Act, 1956  
Belagavi-590 010, Karnataka


Principal

**KLE College of Pharmacy**  
Bengaluru-560 010

R0

	j) Parkinsonism k) Pharmacoepidemiology – An overview l) Nano particles m) Herbal drug technology- patenting Neem n) Basic concepts of Non Linear kinetics o) Gout p) Column chromatography q) Trans dermal drug delivery
4.	Audio podcasting for subject related topics of Herbal Drug Technology
5.	Online evaluation, internal evaluation and data collection- Student satisfaction survey Mentor mentee Feed back on alumini, faculty, subjects, graduate exit
6.	Conduct of Online quiz for subject related topics by faculty
7.	Feedbacks on subjects by faculty

  
Principal  
KLE College of Pharmacy  
Bengaluru-560 010

**ATTESTED**  
  
Dr. V.A. Kothiwale  
Registrar  
KLE Academy of Higher Education and Research,  
(Deemed-to-be-University u/s 3 of the UGC Act 1956)  
Belagavi-590 010, Karnataka



Ref. No/KAHER/ KIPT/

Date:

### KLE INSTITUTE OF PHYSIOTHERAPY, BELAGAVI

#### LIST OF E-CONTENT DEVELOPED

SL No	E - content(PPT's)/ Video lectures/ Demonstrations/Impartus/Blended learning	Name of the staff	Name of the department
<b>2015-16</b>			
1	1. Gaze Stabilization exercises & Habituation Exercises 2. Mini-Mental State Examination(MMSE) 3. Pendulum test	Dr. Sanjiv Kumar Dr. Jeba Chitra	Neurology Physiotherapy
2	1. Burgers Exercises 2. Neuro-Physiological Facilitation of Respiration	Dr. Ganesh BR Dr. Varun N	Cardiovascular &pulmonary Physiotherapy
3	1. Mobilization with movement(MWM)	Dr. Santosh M Dr. Anand H	Orthopedic Manual Therapy
4	1. Passive movements	Dr. Vijay K Dr. Peeyoosha G	Orthopedic Physiotherapy
5	1. VOJTA's Diagnostic & Therapeutic Approach in in Pediatrics	Dr. Deepa M Dr. Snehal D	Pediatric Physiotherapy
6	1. Historical Aspects of CBR	Dr. Prashant N Dr. Vinuta G	Community Based Rehabilitation
<b>2016-17</b>			
1	1. Equilibrium tests 2. Non equilibrium tests	Dr. Sanjiv Kumar Dr. Jeba Chitra	Neurology Physiotherapy

**ATTESTED**

Dr. V.A. Kothiwale  
Registrar

KLE Academy of Higher Education and Research,  
(Deemed-to-be-University u/s 3 of the UGC Act, 1956)  
Belagavi - 590010, Karnataka

2	1. Active Cycle of Breathing Technique 2. Breathing Exercises	Dr. Ganesh BR Dr. Varun N	Cardiovascular & pulmonary Physiotherapy
3	1. Lumbar Traction	Dr. Santosh M Dr. Anand H	Orthopedic Manual Therapy
4	1. Shoulder Mobilization	Dr. Vijay K Dr. Peeyoosha G	Orthopedic Physiotherapy
<b>2017-18</b>			
1	1. Cawthorne & Cooksey exercises 2. Dix Hallpike Maneuver	Dr. Sanjiv Kumar Dr. Jeba Chitra	Neurology Physiotherapy
2	1. Six Minute Walk Test	Dr. Ganesh BR Dr. Varun N	Cardiovascular & pulmonary Physiotherapy
3	1. Multi layered compression Bandaging 2. Pneumatic compression	Dr. Renu P	Oncology Physiotherapy
4	1. Bent Leg Raise	Dr. Santosh M Dr. Anand H	Orthopedic Manual Therapy
5	1. Aerobic Exercises	Dr. Vijay K Dr. Peeyoosha G	Orthopedic Physiotherapy
6	1. Physiological changes during Pregnancy	Dr. Aarti M Dr. Ashwini B	OBG Physiotherapy
<b>2018-19</b>			
1	1. Barbeque roll test 2. Berg Balance scale	Dr. Sanjiv Kumar Dr. Jeba Chitra	Neurology Physiotherapy
2	1. Circumferential Measurement	Dr. Renu P Dr. Varsha H	Oncology Physiotherapy

**ATTESTED**

**Dr. V.A. Kothiwale**  
Registrar

KLE Academy of Higher Education and Research,  
(Deemed-to-be-University u/s 3 of the UGC Act, 1956)  
Eshwari-590 010, Karnataka

3	1. Need of Physiotherapy In Community	Dr. Snehal D Dr. Prashant N	Community Based Rehabilitation
4	1. Cervical goniometry	Dr. Vijay K Dr. Peeyoosha G Dr. Aarti W	Orthopedic Physiotherapy
5	1. GBS 2. Myopathy 3. BPI 4. Hydrocephalus 5. Learning Disability 6. SMA	Dr. Deepa M Dr. Shukra C Dr. Vinuta G	Pediatric Physiotherapy
2019-20			
1	1. Physiotherapy for Swallowing Difficulties in Stroke 2. Voluntary Control Assessment 3. Functional Reeducation in Paraplegics 4. APLEYS Maneuver 5. Timed Up and Go Test 6. Arm Dropping Test	Dr. Sanjiv Kumar Dr. Jeba Chitra	Neurology Physiotherapy
2	1. Abdominal Incisions 2. Exercise Prescription 3. Basics of Matrix Rhythm Therapy	Dr. Ganesh BR Dr. Varun N	Cardiovascular & pulmonary Physiotherapy
3	1. ECG- Basic Wave Forms & Interpretations 2. Pulmonary Rehabilitation 3. Physiotherapy Management in Asthma 4. Oral cancer	Dr. Renu P Dr. Varsha H	Oncology Physiotherapy
4	1. PAIN	Dr. Santosh M Dr. Anand H Dr. Pamela	Orthopedic Manual Therapy
5	1. PT management in Osteoarthritis 2. SI joint Dysfunction 3. IFT 4. Activities of Daily Living 5. Biomechanics of Ankle Joint	Dr. Vijay K Dr. Peeyoosha G Dr. Arti W	Orthopedic Physiotherapy

**ATTESTED**

Dr. V.A. Kothiwale  
Registrar

KLE Academy of Higher Education and Research,  
(Deemed-to-be-University u/s 3 of the UGC Act. 1956)  
Belagavi-590 010, Karnataka

	6. Neural Flossing 7. Biomechanics of vertebral column		
6	1. Menopause and Exercise 2. Faradic Current	Dr. Aarti M Dr. Ashwini B	OBG Physiotherapy
7	1. Cerebral Palsy 2. Physiotherapy Management in COPD 3. Wrist complex 4. ADHD 5. Autism 6. PT management in DMD	Dr. Deepa M Dr. Shukra C Dr. Vinuta G	Pediatric Physiotherapy
8	1. Paraffin Wax Bath 2. EMG	Dr. Anil M Dr. Pranata D	Geriatric Physiotherapy
9	1. Environmental Modifications	Dr. Snehal D Dr. Prashant N	Community Based Rehabilitation

*Sayju*  
Principal  
KAHER Institute of Physiotherapy,  
Belagavi.



**ATTESTED**  
Dr. V.A. Kothiwale  
Registrar  
KLE Academy of Higher Education and Research,  
(Deemed-to-be-University u/s 3 of the UGC Act. 1956)  
Belagavi-590 010, Karnataka



# INSTITUTE OF NURSING SCIENCES

A Constituent Unit of  
KLE Academy of Higher Education and Research  
(Deemed-to-be-University)



Accredited 'A' Grade by NAAC (2<sup>nd</sup> Cycle) Placed in Category 'A' by MHRD (Gol)  
NEHRU NAGAR, BELAGAVI - 590010, KARNATAKA, INDIA

Office: 091- 831- 2472303, Fax: 091- 831- 2475103, Email: principalnursingbgm@yahoo.com

Website: <http://klenursingbgm.edu.in>

Recognized by : Indian Nursing Council (New Delhi) - Karnataka Nursing Council (Bengaluru, Karnataka)

## E -CONTENT DEVELOPED BY FACULTY 2019-2020

Sr.No	Department	Subject Code	Name	E Mail Id
1.	Mental Health Nursing	Defense Mechanism	Mrs. Sushma Patil	sushpadwd@gmail.com
2.	Community Health Nursing	Epidemiology	Mr. Shivraj Dandagi	sdshivpower@gmail.com
3.	Medical Surgical Nursing	Glaucoma	Mr. Mahesh B	maheshbyalagoudar@gamil.com
4.	Medical Surgical Nursing	Acute Otitis Media	Ms. Jampa Lahmo	jampa777@gmail.com
5.	OBGY Nursing	Fetus in Utero	Mrs. Shubharani Murgod	shubhamurgod@gmail.com
6.	Community Health Nursing	Primary Health Care	Mr. Snajeev Badli	spbadli@gmail.com
7.	Child Health Nursing	Nephrotic Syndrome	Mr. Mahaling M H	mahaling@gmail.com
8.	OBGY Nursing	Minor Disorders of Pregnancy	Mrs. Genita Patil	genitachanu@gmail.com
9.	Child Health Nursing	Cleft Lip & Palate	Mr. Gavi Salimath	gavisalimath@gmail.com
10.	Mental Health Nursing	Electro Convulsive Therapy	Mr. Amey Khande	ameyguruji@gmail.com



*Sudha*  
Principal  
KAHER Institute of Nursing Sciences,  
Belagavi

**ATTESTED**  
*Dr. V.A. Kothiwale*  
Registrar  
KLE Academy of Higher Education and Research,  
(Deemed-to-be-University u/s 3 of the UGC Act, 1956)  
Belagavi-590 010, Karnataka

Ref. No: KAHER/HMC/20-21/D

Date: 3/11/2020

Year 2019-2020


2.4.4 - List of e-content / e courses / video lecturers / demonstration developed

Sl. No	Name of the Teacher	Department	Title of Demonstration	UG/PG
01	Dr. Rajkuwar P. Desai	Anatomy	Cranium Dissection-Demonstration Video	UG
02	Dr. Milind M. Belgaonkar	Physiology including Biochemistry	Muscles of Upper Limb - Dissection	UG
			The Vestibular system, balance and dizziness - video lecture	UG
			Physiology of heart sounds made simple -video lecture	UG
			Glomerular filtration, GFR and factors affecting GFR -video lecture	UG
			Introduction to the Biophysics course - e - course	UG
03	Dr. Rupali A. Telang	Homoeopathic Pharmacy	Laboratory Methods - PPT with Videos	UG
04	Dr. Preeti R. Hampannavar		Instruments - Seminar video	UG
05	Dr. Govind Sulkar	Pathology & Microbiology	Inflammation -PPT with video	UG
			Ascaris Lumbricoides -PPT with video	UG
			Malaria -PPT with video	UG
			Hookworm -PPT with video	UG
06	Dr. Jayatheerth Kulkarni	Forensic Medicine & Toxicology	Snake Poisoning	UG
				UG
07	Dr. M. A. Udachankar	Homoeopathic Materia Medica	Relationship of Remedies - Webinar	UG
			Science and Philosophy of Homoeopathic Materia Medica -Webinar	UG
			Miasmatic Approach to Drugs -Webinar	UG
			Logic of Understanding Homoeopathic Therapeutics	
08	Dr. Supriya J. Kulkarni		History and Evolution of Materia Medica - Seminar	UG
09	Dr. Shilpa S. Patil		Calcarea Carbonica - Drug	UG
10	Dr. Swaroopa	Organon of Medicine with Hom. Philosophy	Baron Clemens Franz Von Boenninghausen	UG
			History of Medicine	UG
			Life and works of Dr Hahnemann	UG
11	Dr. Nilesh P. Choudhari			UG

**ATTESTED**

**Dr. V.A. Kothiwale**  
Registrar

Academy of Higher Education and Research,  
Belagavi-590 010, Karnataka



*(Signature)*

**Dr. M.A. Udachankar**

Principal

KLE Homoeopathic Medical College & Hospital,  
BELAGAVI.